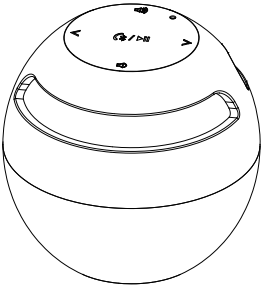
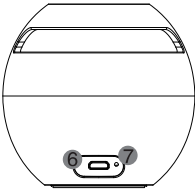
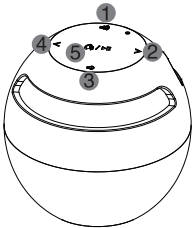



<p>Bluetooth operation:</p> <ol style="list-style-type: none">1, Turn on the speaker with ON/OFF switch. Wait for the Bluetooth indicator light (blue) to flash.2, Perform the pairing procedure on the Bluetooth device to detect the speaker. <p>When the list of detected devices appears on the display of the Bluetooth Devices, select "EIGHT BS500N".</p> <p>Paring code is 0000 if needed.</p> <p>How to play music ?</p> <p>Power on and connected with your Bluetooth device, the speaker can play music wireless.</p> <p>You can control the volume / song with speaker button or use your Bluetooth device.</p> <p>How to answer the phone ?</p> <p>When an incoming call arrives, the answering button "📞/▶️" light light flash in Green color.</p>	<p>Short Press the answering button "📞/▶️" to answer.</p> <p>If you want to reject the call, long press the answering button "📞/▶️" in 2 seconds.</p> <p>This device complies with Part 15 of the FCC Rules. Operation is subject to the following two conditions: (1) this device may not cause harmful interference, and (2) this device must accept any interference received, including interference that may cause undesired operation.</p> <p>Changes or modifications not expressly approved by the party responsible for compliance could void the user's authority to operate the equipment.</p> <p>The device has been evaluated to meet general RF exposure requirement. The device can be used in portable exposure condition without restriction.</p> <p>This device and its antenna(s) must not be co-located or operation in conjunction with any other antenna or transmitter.</p> <p>Note: This equipment has been tested and found to comply with the limits for a Class B digital device, pursuant to part 15 of the FCC Rules. These limits are designed to provide reasonable protection against harmful interference in a residential installation. This equipment generates, uses and can radiate radio frequency energy and, if not installed and used in accordance with the instructions, may cause harmful interference to radio communications. However, there is no guarantee that interference will not occur in a particular installation. If this equipment does cause harmful interference to radio or television reception, which can be determined by turning the equipment off and on, the user is encouraged to try to correct the interference by one or more of the following measures:</p> <ul style="list-style-type: none">--Reorient or relocate the receiving antenna.--Increase the separation between the equipment and receiver.--Connect the equipment into an outlet on a circuit different from that to which the receiver is connected.--Consult the dealer or an experienced radio/TV technician for help.	<div>EIGHT</div> <div></div> <div>EIGHT BS500N</div> <div>NFC Bluetooth SPEAKER</div> <div>ENGLISH MANUAL</div>
--	---	--

<div></div> <div><div><div>1</div><div>2</div><div>3</div><div>4</div><div>5</div><div>6</div><div>7</div><div>8</div></div><div><div>VOLOME +</div><div>Next</div><div>VOLOME -</div><div>Pervious</div><div>Play / Pause</div><div>Charger port</div><div>Charging Indicator light</div><div>ON /OFF</div></div><div></div></div>	<p>Feature:</p> <ul style="list-style-type: none">●Bluetooth 4.0 Technology for playing music wireless●NFC technology (Near Field Communication)●Speakerphone●Rubberized finish●Up to 5 hours of audio playback <p>Technical Data:</p> <p>Model Number: A3 Bluetooth Version: 4.0 Bluetooth Frequency: 2.4GHz Bluetooth Profile Supported: A2DP, AVRCP, HSP, HFP</p> <p>Battery: Built-in Lithium Ion Battery, 500mAh Speaker speaker: 45mm, 4Ω Dimensions: Φ Diameter : 73mm, Height: 76mm Bluetooth Indicator Light: Blue Power Indicator Light: Red Playing time: up to 5 hours Charing time: 2 hours (Full charged Indicator Light: Green)</p>	<p>Packing:</p> <ol style="list-style-type: none">1 * Bluetooth Speaker2 * USB Cable3 * Travel Bag4 * Instruction Manual <p>How to use ?</p> <p>NFC operation:</p> <ol style="list-style-type: none">1, Turn on the speaker with ON/OFF switch. Wait for the Bluetooth indicator light (blue) to flash.2, Unlock the screen smartphone beforehand. <p>Touch the smartphone on the NFC logo area.</p> <p>Keep touching the speaker with smartphone until the smartphone vibrates or ring.</p> <p>When the Bluetooth indicator (blue) stops flashing and remains lit, The speaker is connected with the device.</p> <p>To disconnect the speaker, touch it with the smartphone again.</p>
--	--	--