

Surface Conducting Wireless Speakers



Turn Any Surface Into A Speaker
PAIR TWO SPEAKERS TOGETHER

IMPORTANT SAFETY PRECAUTIONS

When using your Vivitar Surface Conducting Wireless Speakers, basic safety precautions should always be followed, including the following:

1. READ ALL INSTRUCTIONS BEFORE USING YOUR SPEAKERS.
2. Do not allow children or the infirm to play with your speakers without adult supervision.
3. Do not use your speaker near water.
4. Do not place on any wet surfaces.
5. Do not expose your speaker to excessive heat, flames or fire.
6. Always press all buttons or switches carefully. Do not manhandle your speakers.
7. Do not use in extremely dry environments, as this can lead to static discharge during usage.
8. Do not expose your speakers to temperatures above 40°C. Keep out of direct sunlight.
9. Do not attempt to repair this product yourself. Contact a qualified service center if your speakers are in need of service.
10. Do not drop, puncture or expose your speakers to excessive trauma.
11. Do not submerge your speakers in water or liquids.
12. Your speakers are not intended for commercial use.
13. Do not place near objects that generate a strong magnetic field.



CAUTION

BATTERY WARNING:

- The device is equipped with an integrated lithium ion battery. The battery cannot be replaced. Do not attempt to remove the battery from the device.
- Do not dispose of in fire or expose to excessive heat.
- Do not crush, puncture, incinerate, or short circuit external contacts.
- Please recycle or dispose of the battery properly. Contact your local recycling facilities and/or the manufacturer for further information.

INTRODUCTION

Thank you for purchasing the Vivitar Surface Conducting Wireless Speakers, item FB2PKBCSPK-BLK. Your speakers use surface conduction technology to amplify sound when they are placed on hollow surfaces. In order to get the best results, please read this manual first before using your speakers.

PACKAGE CONTENTS

- 2 Wireless Speakers 1.58in. Dia. x 1in. (4.01cm Dia. x 2.53cm)
- 2 Silicone Suction Cups 1.06in. Dia (2.7cm)
- 2 Magnet Adhesive Stickers 1.18in. Dia (3cm)
- 2 Adhesive Stickers 0.87in. Dia (2.2cm)
- 2 USB-C Charging Cables 11.81in. (30cm)
- 1 User's Manual with Warranty Information

SPECIFICATIONS

Bluetooth Range: Up to 33 feet (10 meters)

Charging Input: DC5V 500mA

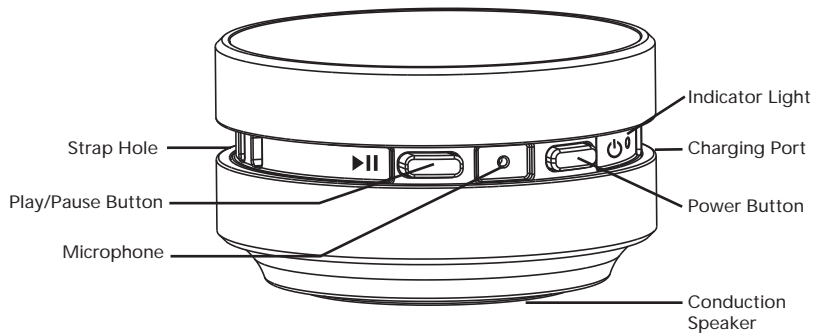
Battery Type: 3.7V 300mAh Lithium Ion Battery

Speaker Power: 3W

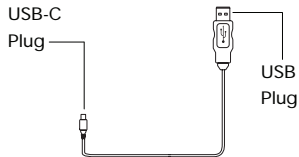
Play Time: Approximately 5 Hours*

*Applicable at 50% of maximum volume. Results will be lower when volume is higher.

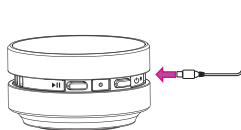
A QUICK LOOK AT YOUR DEVICE



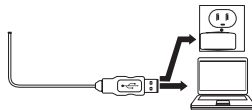
CHARGING YOUR SPEAKER



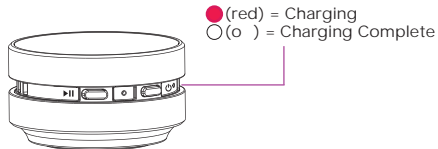
1. The USB charging cable has a USB-C plug and a standard USB plug.



2. Insert the USB charging cable's USB-C plug into the charging port on your speaker.



3. Insert the USB charging cable's standard USB plug into the USB port on a computer or a suitable USB charging adapter (not included).



4. The LED Indicator Light turns red while the speaker is charging then turns off once charging is complete.

NOTES:

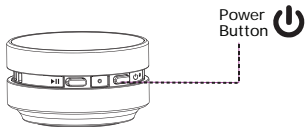
--Remove the charging cable once charging is complete.

--Overcharging could reduce the life of the battery.

--A charged battery will lose its capacity if it is not used on a regular basis.

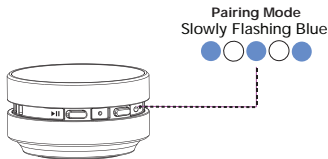
Important: To avoid a complete discharge of the battery, charge your speaker at least once every six months.

BLUETOOTH PAIRING



Power Button

1. Press and hold the Power Button to power on your speaker.

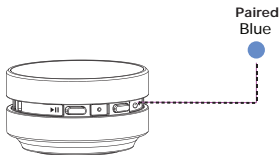


Pairing Mode
Slowly Flashing Blue

2. The LED indicator light will turn blue and flash to indicate that your speaker is in pairing mode.



3. Go to the Bluetooth settings menu on your phone. Make sure that Bluetooth is turned on. Connect to the device listed as "Mini Speaker".



Paired
Blue

4. The LED indicator light will remain blue and shine steadily to indicate that your speaker is paired with your phone.

TRUE WIRELESS PAIRING

Your speakers can be used individually or both can be used simultaneously. To use both of your speakers together, follow the steps below.

1. Press and hold the Power Buttons on each speaker to turn them ON. Wait 3~5 seconds and your two speakers will pair together. Restart both speakers if they aren't pairing together after an extended period of time.
2. Once your two speakers are paired together, the parent speaker's indicator light will turn blue and flash, while the child speaker's indicator light will turn blue and shine steadily.
3. Go to the Bluetooth settings menu on your phone, make sure the Bluetooth is on. Connect to the device listed as "Mini Speaker".
4. Once your two speakers are both paired together and with your phone, the indicator light on both speakers will remain blue, and the blue indicator light will shine steadily when playing music.

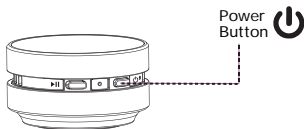
Note:

The buttons on both speakers should be functional.

When you press and hold the Power Button on the parent speaker, both speakers will be turned off.

When you press and hold the Power Button on the child speaker, the child speaker will be turned off independently.

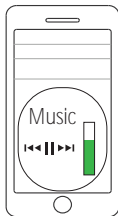
USING YOUR SPEAKER



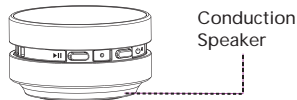
1. Press and hold the Power Button to power on or power off your speaker.



2. Press the Play/Pause Button to play or pause music.
Press the Play/Pause Button to answer or end a phone call.
Press and hold the Play/Pause Button to reject a phone call.



3. You can adjust the volume and playback settings on your phone or audio device.



4. Use the included adhesive stickers (with magnet and without) or the included suction cups to attach your conduction speakers to various surfaces. Your speakers use surface conduction technology to amplify sound when they are placed on hollow surfaces.

FCC STATEMENT

FCC ID: 2AAPK1662

Changes or modifications not expressly approved by the party responsible for compliance could void the user's authority to operate the equipment.

This device complies with Part 15 of the FCC Rules. Operation is subject to the following two conditions: (1) this device may not cause harmful interference, and (2) this device must accept any interference received, including interference that may cause undesired operation.

This equipment has been tested and found to comply with the limits for a Class B digital device, pursuant to Part 15 of the FCC Rules. These limits are designed to provide reasonable protection against harmful interference in a residential installation. This equipment generates, uses and can radiate radio frequency energy and, if not installed and used in accordance with the instructions, may cause harmful interference to radio communications. However, there is no guarantee that interference will not occur in a particular installation.

If this equipment does cause harmful interference to radio or television reception, which can be determined by turning the equipment off and on, the user is encouraged to try to correct the interference by one or more of the following measures:

- Reorient or relocate the receiving antenna.
- Increase the separation between the equipment and receiver.
- Connect the equipment into an outlet on a circuit different from that to which the receiver is connected.
- Consult the dealer or an experienced radio/TV technician for help.

VIVITAR ONE YEAR WARRANTY

This warranty covers the original consumer purchaser only and is not transferable.

This warranty covers products that fail to function properly UNDER NORMAL USAGE, due to defects in material or workmanship. Your product will be repaired or replaced at no charge for parts or labor for a period of one year.

What Is Not Covered by Warranty

Damages or malfunctions not resulting from defects in material or workmanship and damages or malfunctions from other than normal use, including but limited to, repair by unauthorized parties, tampering, modification or accident.

To Obtain Warranty Service and Troubleshooting Information:

Call 1-800-592-9541 or visit our website at www.vivitar.com.

To receive Warranty service along with the name and address of an authorized product service center, the original consumer purchaser must contact us for problem determination and service procedures. Proof of purchase in the form of a bill of sale or receipted invoice, evidencing that the product is within the applicable Warranty period(s), MUST be presented in order to obtain the requested service. It is your responsibility to properly package and send any defective products along with a dated copy of proof of purchase, a written explanation of the problem, and a valid return address to the authorized service center at your expense. Do not include any other items or accessories with the defective product. Any products received by the authorized service center that are not covered by warranty will be returned unrepaid.

VIVITAR ONE YEAR WARRANTY (CONTINUED)

NO WARRANTIES, WHETHER EXPRESS OR IMPLIED, INCLUDING, BUT NOT LIMITED TO, ANY IMPLIED WARRANTIES OF MERCHANTABILITY OR FITNESS FOR A PARTICULAR PURPOSE, OTHER THAN THOSE EXPRESSLY DESCRIBED ABOVE SHALL APPLY. DISTRIBUTOR FURTHER DISCLAIMS ALL WARRANTIES AFTER THE EXPRESS WARRANTY PERIOD STATED ABOVE. NO OTHER EXPRESS WARRANTY OR GUARANTY GIVEN BY ANY PERSON, FIRM OR ENTITY WITH RESPECT TO THE PRODUCT SHALL BE BINDING ON DISTRIBUTOR. REPAIR, REPLACEMENT, OR REFUND OF THE ORIGINAL PURCHASE PRICE - AT DISTRIBUTOR'S SOLE DISCRETION -ARE THE EXCLUSIVE REMEDIES OF THE CONSUMER. IN NO EVENT WILL DISTRIBUTOR, ITS MANUFACTURERS, OR SAKAR INT. BE LIABLE FOR ANY INCIDENTAL, DIRECT, INDIRECT, SPECIAL, PUNITIVE OR CONSEQUENTIAL DAMAGES (SUCH AS, BUT NOT LIMITED TO, DAMAGES FOR LOSS OF PROFITS, BUSINESS, SAVINGS, DATA OR RECORDS) CAUSED BY THE USE, MISUSE OR INABILITY TO USE THE PRODUCT. EXCEPT AS STATED HEREIN, NO OTHER WARRANTIES SHALL APPLY. NOTWITHSTANDING THE FOREGOING, CONSUMER'S RECOVERY AGAINST DISTRIBUTOR SHALL NOT EXCEED THE PURCHASE PRICE OF THE PRODUCT SOLD BY DISTRIBUTOR. THIS WARRANTY SHALL NOT EXTEND TO ANYONE OTHER THAN THE ORIGINAL CONSUMER WHO PURCHASED THE PRODUCT AND IS NOT TRANSFERABLE.

Some countries, states or provinces do not allow the exclusion or limitation of incidental or consequential damages or allow limitations on warranties, so limitation or exclusions may not apply to you. This warranty gives you specific legal rights, and you may have other rights that vary from state to state or province to province. Contact your authorized retailer to determine if another warranty applies. This product is manufactured, distributed and sold by SAKAR International, Inc. All other trademarks are the property of the respective owner, who has not sponsored, endorsed or approved this product.

VIVITAR®

© 2023 Sakar International
195 Carter Drive
Edison, NJ 08817
Support: 800 592 9541

The Bluetooth® word mark and logos are registered trademarks owned by the Bluetooth SIG, Inc. and any use of such marks by Sakar International is under license. Other trademarks and trade names are those of their respective owners.