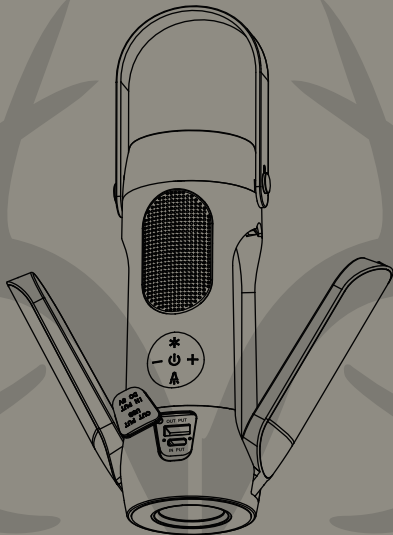


# WIRELESS SPEAKER WITH FOLDABLE LAMP



**20**   
HRS  
Playtime

  
IPX4 Water  
Resistant

**3000**  
mAh  
Powerbank

# SAFETY PRECAUTIONS

When using your Realtree Wireless Speaker With Foldable Lamp, basic safety precautions should always be followed, including:

1. READ ALL INSTRUCTIONS BEFORE USING YOUR SPEAKER.
2. Do not expose your speaker to high humidity, moisture, or water.
3. Only clean using a clean cloth.
4. Do not allow children to play with this product. This product contains small pieces that can be a choking hazard. Parental supervision is advised.
5. Do not expose this product to excessive heat or fire.
6. Do not expose this product to temperatures above 100°F. Keep out of direct sunlight.
7. Do not attempt to repair this product yourself. Contact a qualified service center if the product is in need of service.
8. Do not drop, crush, or expose this product to excessive physical force.
9. This product is not intended for commercial use.
10. When charging, keep all charging cables well ventilated. Do not keep your charging cable in contact with flammable materials such as bedding, linens or synthetic fabrics.
11. Do not stare directly at the light to avoid eye strain and injury
12. Please recycle or dispose of your appliance properly based on the laws and rules of your municipality. Contact local recycling facilities and/or the manufacturer of your appliance for further information.



## CAUTION

### BATTERY WARNING:

- The device is equipped with an integrated lithium ion battery. The battery cannot be replaced. Do not attempt to remove the battery from the device.
- Do not dispose of in fire or expose to excessive heat.
- Do not crush, puncture, incinerate, or short circuit external contacts.
- Please recycle or dispose of the battery properly. Contact your local recycling facilities and/or the manufacturer for further information.

# INTRODUCTION

Thank you for purchasing the Realtree Wireless Speaker With Foldable Lamp, item RLT6003. In order to have the best experience, please read this manual carefully before using the wireless speaker.

## PACKAGE CONTENTS

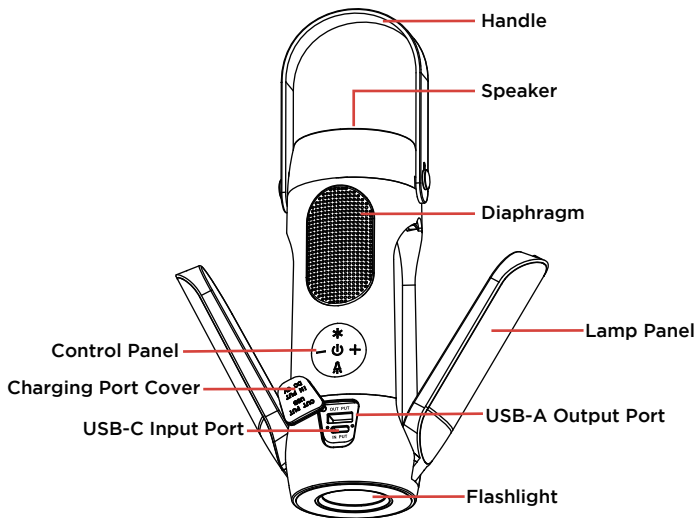
- Wireless Speaker With Foldable Lamp
- USB-C Charging Cable
- User's Manual With Warranty Information

## FEATURES

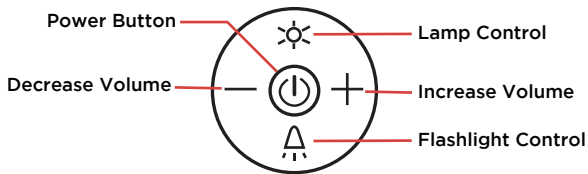
- Up to 20 hours total playtime  
(speaker only: up to 20 hours, speaker + light: up to 5 hours)\*
- Up to 5 hours of light use
- 3000mAh power bank built-in
- 1W flashlight
- 200 Lumens per foldable lamp
- IPX4 water-resistant
- Built-in carry handle

\*Applicable at 50% of maximum volume

# A CLOSER LOOK

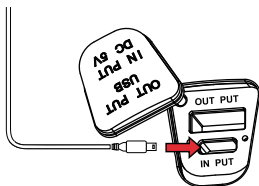


## Control Panel

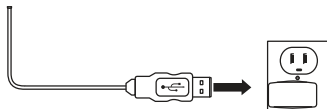


# CHARGING

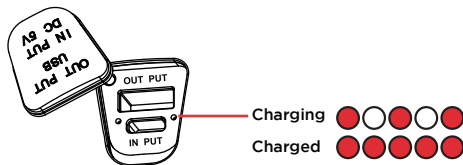
Move aside the Charging Port Cover to access the speaker's charging port. Insert one end of the included USB-C charging cable into the USB-C Input Port.



Insert the other end of the USB cable into a suitable USB charging adapter.



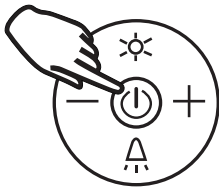
An LED indicator light will flash red while the speaker is charging and will remain a solid red when fully charged.



# POWERING ON/OFF

Press and hold the power button for approximately three seconds to power ON/OFF.

Press and Hold.



**Note:**

It is recommended to fully charge the speaker before first use.

# BLUETOOTH PAIRING



The speaker will automatically go into Bluetooth pairing mode when you turn it on, and you'll see a blue LED light flash quickly.

Go to the Bluetooth settings menu on your phone. Make sure that Bluetooth is turned on. Connect to the device listed as "RLT6003".

After successfully pairing, you will hear a beep notification sound and the LED indicator will remain blue.

**NOTE:** Disconnect through your connected device list.

# CONTROLS

## Power Button

- Press and hold for three seconds to power ON/OFF.
- Press to play or pause a track.

## Lamp Control

- Press to turn the Lamp Panels ON. Press repeatedly to cycle through the available light modes, including warm light, white light, warm white light, SOS, and OFF. You can also press and hold at any time to turn the Lamp Panels OFF.

## Flashlight Control

- Press and hold for three seconds to power the flashlight ON/OFF.

## Volume +

- Press to increase the volume.
  - Press and hold to go to the next song.
  - While the lamp is operating, press to increase the brightness.
- NOTE: While the lamp function is ON, you can not change the volume through the volume buttons. Use the Bluetooth device to change the volume.

## Volume -

- Press to decrease the volume.
  - Press and hold to go to the previous song.
  - While the lamp is operating, press to decrease the brightness.
- NOTE: While the lamp function is ON, you can not change the volume through the volume buttons. Use the Bluetooth device to change the volume.



# ADDITIONAL FEATURES

## **USB-A Output Port:**

The speaker can act as an emergency charger for compatible USB devices.

Note: Not all devices are supported. You should not use your speaker in the same way you may use a normal power bank. This feature should only be used for charging USB devices during emergency situations.

All devices, such as Android phones and/or iPhones, should be charged using their original charging cables.

Insert the USB charging cable that comes with your device into the USB-A Output port on your lamp.

The USB external charging output indicator light will turn green as it charges your USB device. When the lamp's battery is low, the indicator light will flash green.

# MAINTENANCE AND CARE

-Use a soft cloth or paper towel to clean your speaker. Never use any harsh chemicals or detergents for cleaning. Make sure your speaker is dry before charging.

-When your speaker is not in use, it should be stored in a cool, dry place.

-Never tug or yank on a cable while it is connected to your speaker. Connect and disconnect cables as carefully as possible.

-Never expose your speaker to high temperatures or extreme cold.

# FCC STATEMENT

Changes or modifications not expressly approved by the party responsible for compliance could void the user's authority to operate the equipment.

This device complies with Part 15 of the FCC Rules. Operation is subject to the following two conditions: (1) this device may not cause harmful interference, and (2) this device must accept any interference received, including interference that may cause undesired operation.

This equipment has been tested and found to comply with the limits for a Class B digital device, pursuant to Part 15 of the FCC Rules. These limits are designed to provide reasonable protection against harmful interference in a residential installation. This equipment generates, uses and can radiate radio frequency energy and, if not installed and used in accordance with the instructions, may cause harmful interference to radio communications. However, there is no guarantee that interference will not occur in a particular installation.

If this equipment does cause harmful interference to radio or television reception, which can be determined by turning the equipment off and on, the user is encouraged to try to correct the interference by one or more of the following measures:

- Reorient or relocate the receiving antenna.
- Increase the separation between the equipment and receiver.
- Connect the equipment into an outlet on a circuit different from that to which the receiver is connected.
- Consult the dealer or an experienced radio/TV technician for help.

# SPECIFICATIONS

**BLUETOOTH VERSION:** 5.4

**WORKING DISTANCE:** UP TO 10 METERS

**PLAY TIME:** UP TO 20 HOURS\*

**FLASHLIGHT POWER:** 1W

**USB INPUT:** DC5V/2A USB-C

**USB OUTPUT:** DC5V/1A USB-A

\*Applicable at 50% of maximum volume without the use of lights. Results will be lower when volume is higher and lights are turned on.

# WARRANTY

This warranty covers the original consumer purchaser only and is not transferable.

This warranty covers products that fail to function properly UNDER NORMAL USAGE, due to defects in material or workmanship. Your product will be repaired or replaced at no charge for parts or labor for a period of one year.

## What Is Not Covered By Warranty

Damages or malfunctions not resulting from defects in material or workmanship and damages or malfunctions from other than normal use, including, but not limited to, repair by unauthorized parties, tampering, modification or accident.

To Obtain Warranty Service and Troubleshooting Information:  
Call 1-800-592-9541 for 24/7 support.

To receive Warranty service along with the name and address of an authorized product service center, the original consumer purchaser must contact us for problem determination and service procedures. Proof of purchase in the form of a bill of sale or receipted invoice, evidencing that the product is within the applicable Warranty period(s), MUST be presented in order to obtain the requested service. It is your responsibility to properly package and send any defective products along with a dated copy of proof of purchase, a written explanation of the problem, and a valid return address of the authorized service center at your expense. Do not include any other items or accessories with the defective product. Any products received by the authorized service center that are not covered by warranty will be returned unrepai red.



2025 CSI  
Edison, NJ 08817  
Tech Support  
800 592 9541

\* All brand, product names and logos are trademarks  
or registered trademarks of their respective companies.

The Bluetooth® word mark and logos are registered trademarks owned by the  
Bluetooth SIG, Inc. and any use of such marks by Sakar International. is under  
license. Other trademarks and trade names are those of their respective owners.