


## ANNEX B TEST SETUP PHOTOS

### B.1. Conducted Test Photo



THE FRONT OF THE TEST PHOTO




THE BACK OF THE TEST PHOTO

## B.2. Radiated Test Photo



THE BACK OF THE TEST PHOTO (Below 30MHz)




THE FRONT OF THE TEST PHOTO (Below 30MHz)







THE BACK OF THE TEST PHOTO (30MHz-1GHz)



THE FRONT OF THE TEST PHOTO (30MHz-1GHz)



THE BACK OF THE TEST PHOTO (Above 1GHz)



THE FRONT OF THE TEST PHOTO (Above 1GHz)