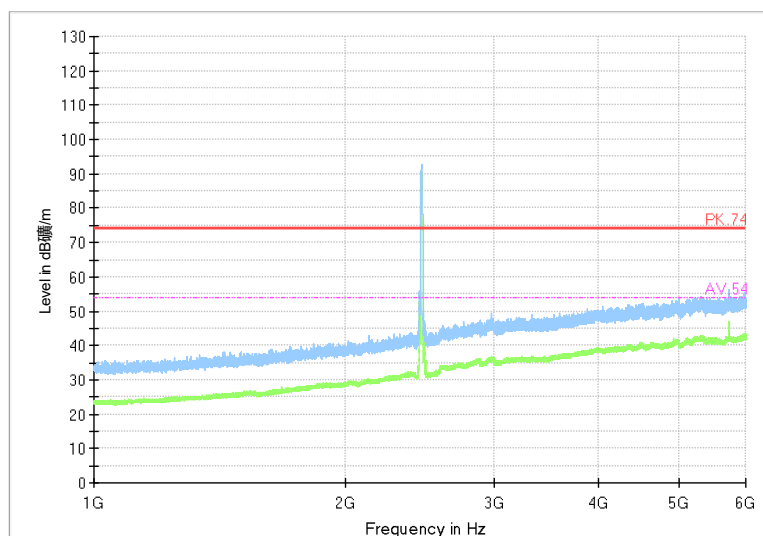




BUREAU  
VERITAS

Test Report No.: PSU-NQN2502170113RF09

Full Spectrum

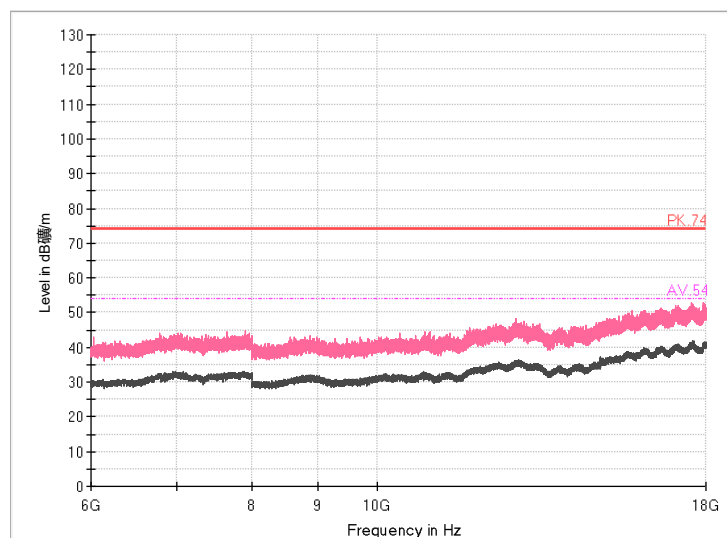


Frequency Range: 1GHz -6GHz

Detector: Av mode and PK mode

Modulation type: 802.11b

Full Spectrum



Frequency Range: 6GHz -18GHz

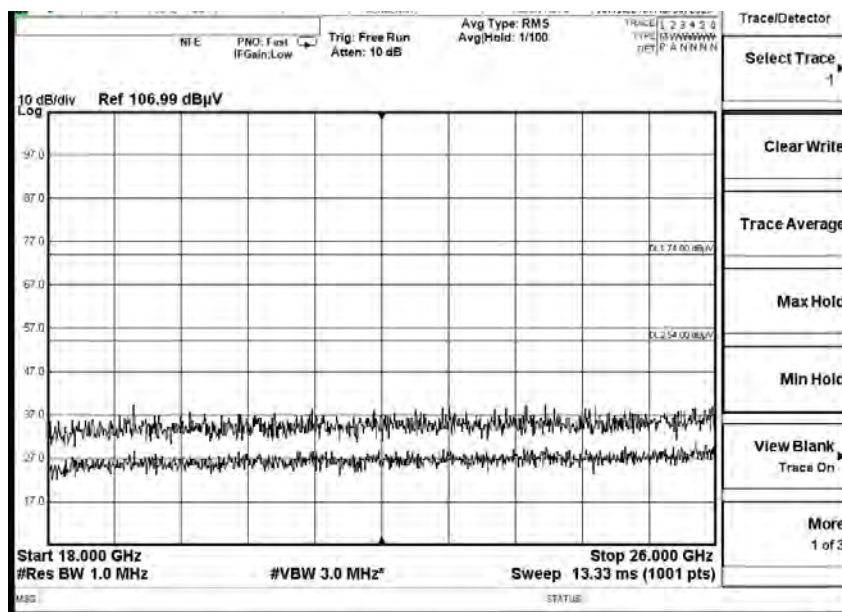
Detector: Av mode and PK mode

Modulation type: 802.11b



BUREAU  
VERITAS

Test Report No.: PSU-NQN2502170113RF09

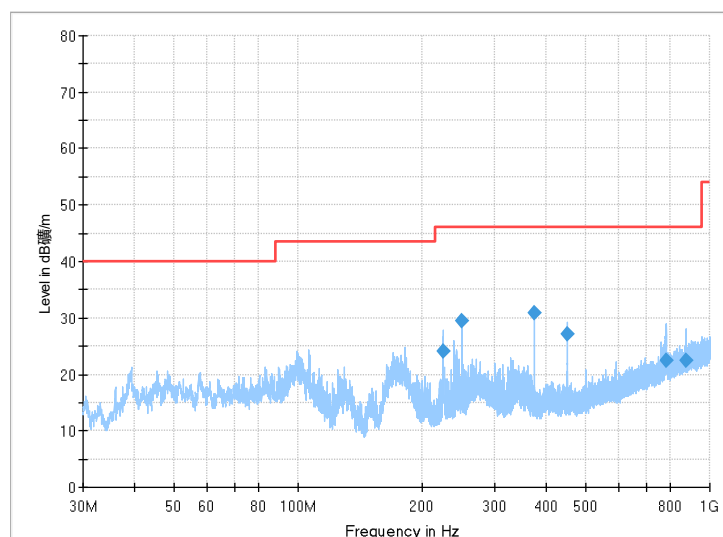


Frequency Range: 18GHz -26GHz

Detector: Av mode and PK mode

Modulation type: 802.11b

Full Spectrum



Frequency Range: 30MHz -1GHz

Detector:QP

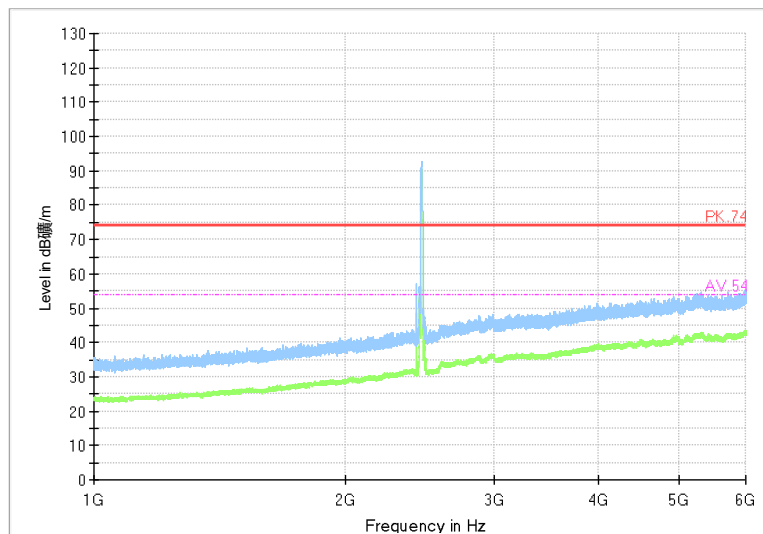
Modulation type: 802.11g



BUREAU  
VERITAS

Test Report No.: PSU-NQN2502170113RF09

Full Spectrum

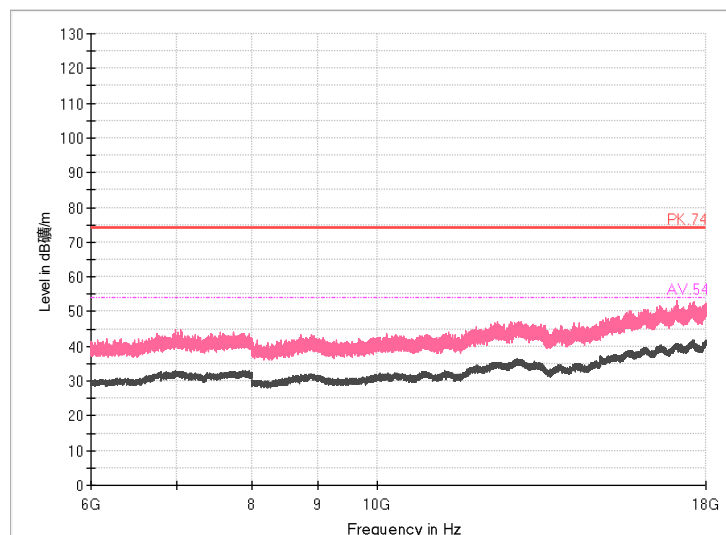


Frequency Range: 1GHz -6GHz

Detector: Av mode and PK mode

Modulation type: 802.11g

Full Spectrum



Frequency Range: 6GHz -18GHz

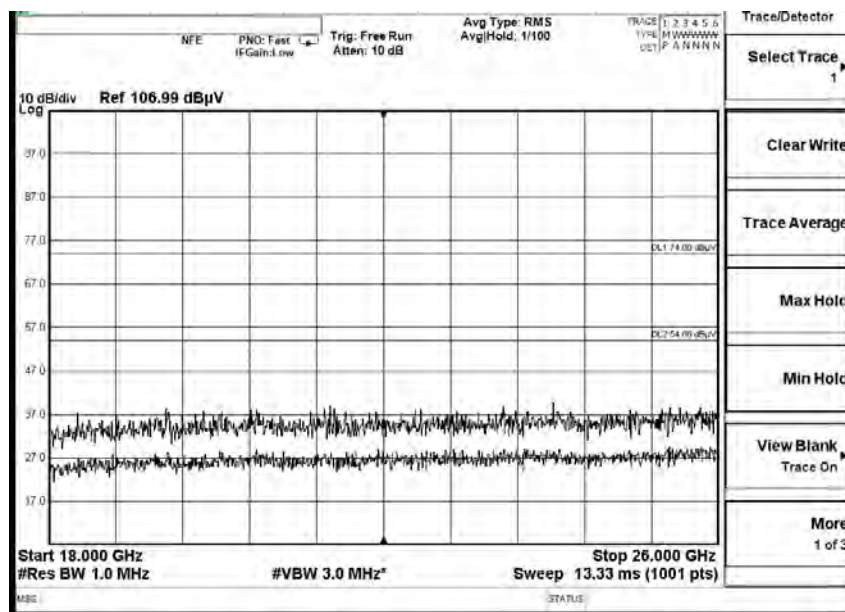
Detector: Av mode and PK mode

Modulation type: 802.11g



BUREAU  
VERITAS

Test Report No.: PSU-NQN2502170113RF09

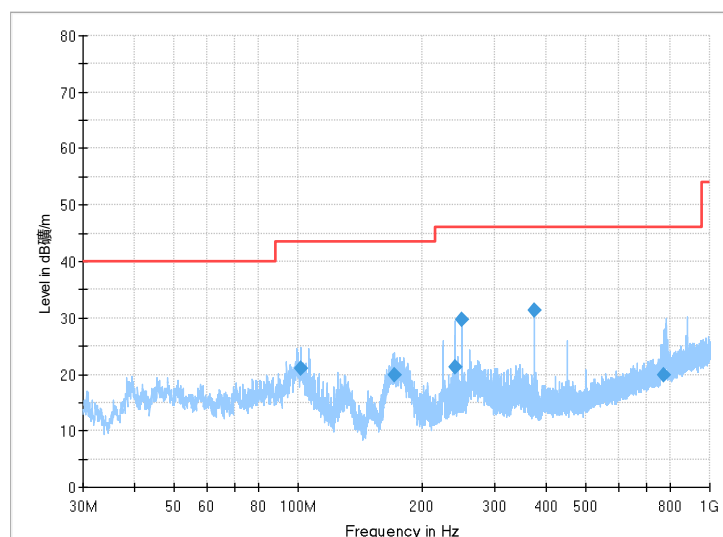


Frequency Range: 18GHz -26GHz

Detector: Av mode and PK mode

Modulation type: 802.11g

Full Spectrum



Frequency Range: 30MHz -1GHz

Detector:QP

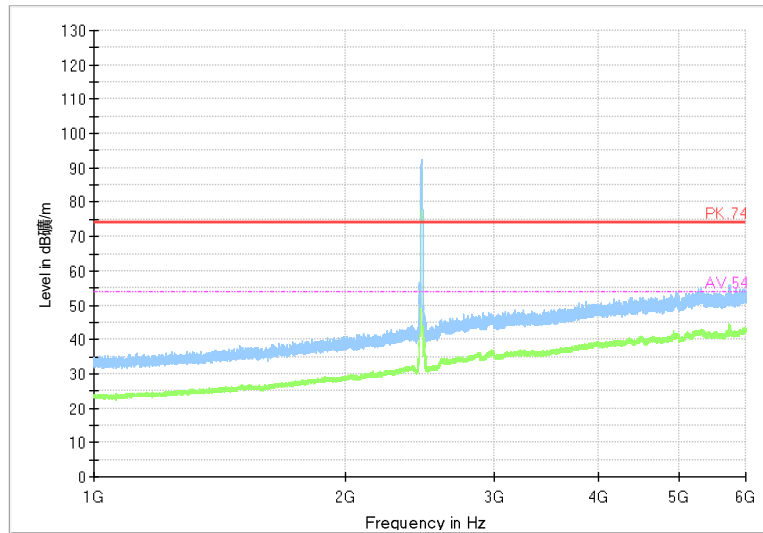
Modulation type: 802.11n(HT20)



BUREAU  
VERITAS

Test Report No.: PSU-NQN2502170113RF09

Full Spectrum

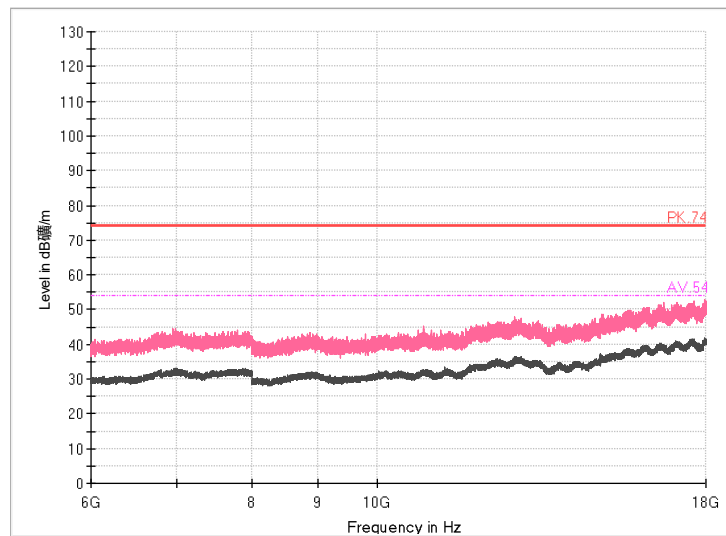


Frequency Range: 1GHz -6GHz

Detector: Av mode and PK mode

Modulation type: 802.11n(HT20)

Full Spectrum



Frequency Range: 6GHz -18GHz

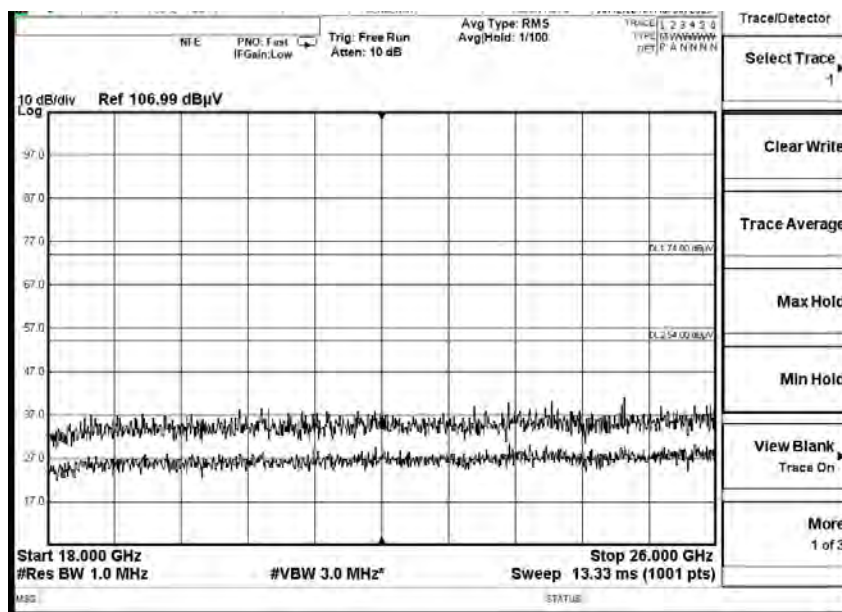
Detector: Av mode and PK mode

Modulation type: 802.11n(HT20)



BUREAU  
VERITAS

Test Report No.: PSU-NQN2502170113RF09

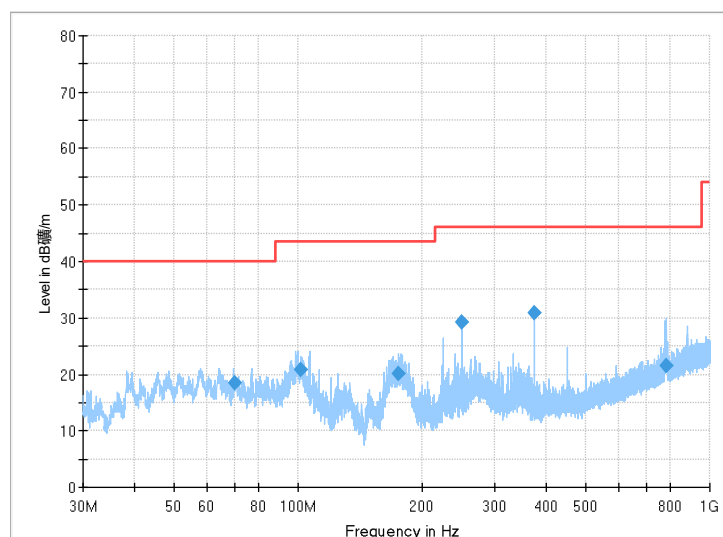


Frequency Range: 18GHz -26GHz

Detector: Av mode and PK mode

Modulation type: 802.11n(HT20)

Full Spectrum



Frequency Range: 30MHz -1GHz

Detector:QP

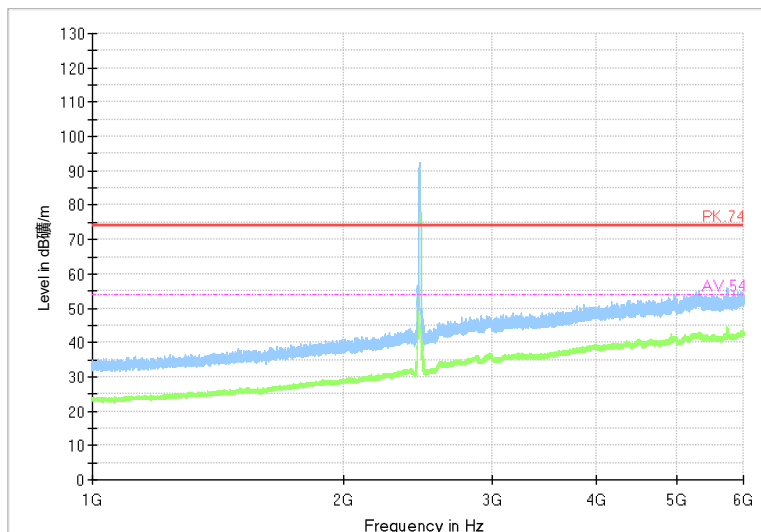
Modulation type: 802.11 ax(HE20)



BUREAU  
VERITAS

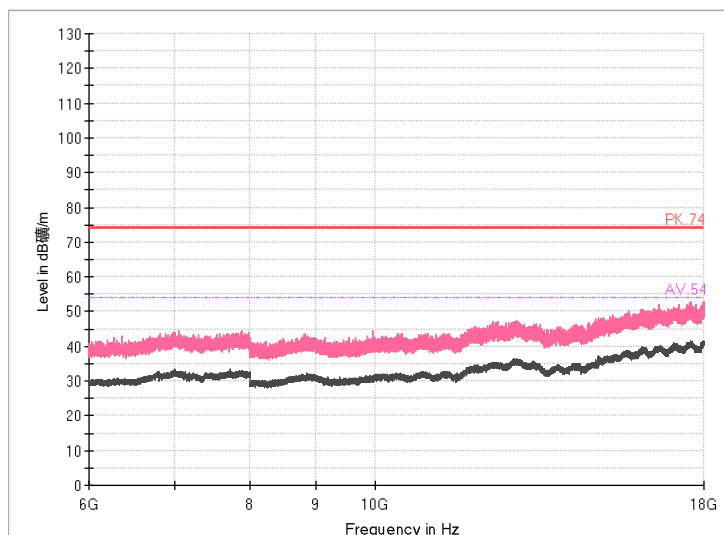
Test Report No.: PSU-NQN2502170113RF09

Full Spectrum



Frequency Range: 1GHz -6GHz  
Detector: Av mode and PK mode  
Modulation type: 802.11 ax(HE20)

Full Spectrum

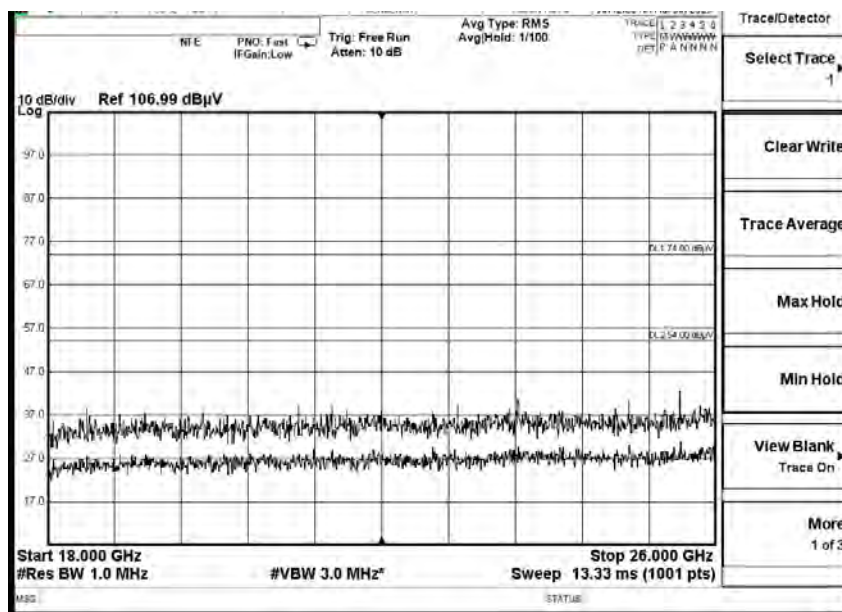


Frequency Range: 6GHz -18GHz  
Detector: Av mode and PK mode  
Modulation type: 802.11 ax(HE20)



BUREAU  
VERITAS

Test Report No.: PSU-NQN2502170113RF09



Frequency Range: 18GHz -26GHz

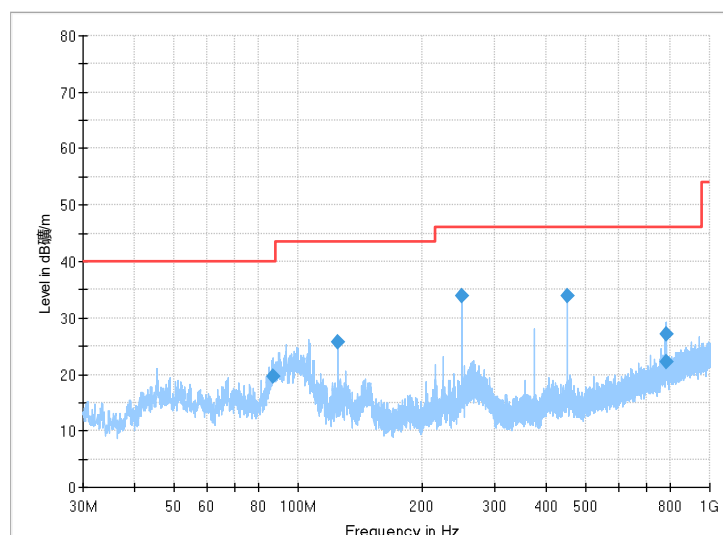
Detector: Av mode and PK mode

Modulation type: 802.11 ax(HE20)

Carrier frequency (MHz): 2422

Channel No.:3

Full Spectrum



Frequency Range: 30MHz -1GHz

Detector:QP

Modulation type: 802.11n(HT40)

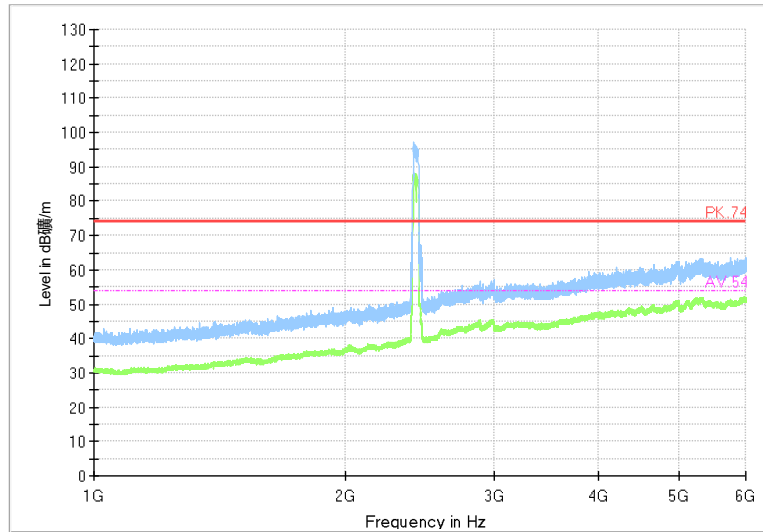




BUREAU  
VERITAS

Test Report No.: PSU-NQN2502170113RF09

Full Spectrum

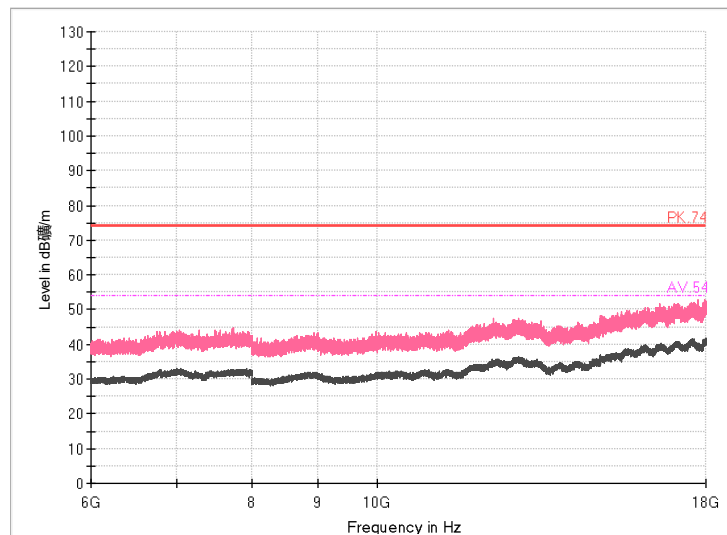


Frequency Range: 1GHz -6GHz

Detector: Av mode and PK mode

Modulation type: 802.11n(HT40)

Full Spectrum



Frequency Range: 6GHz -18GHz

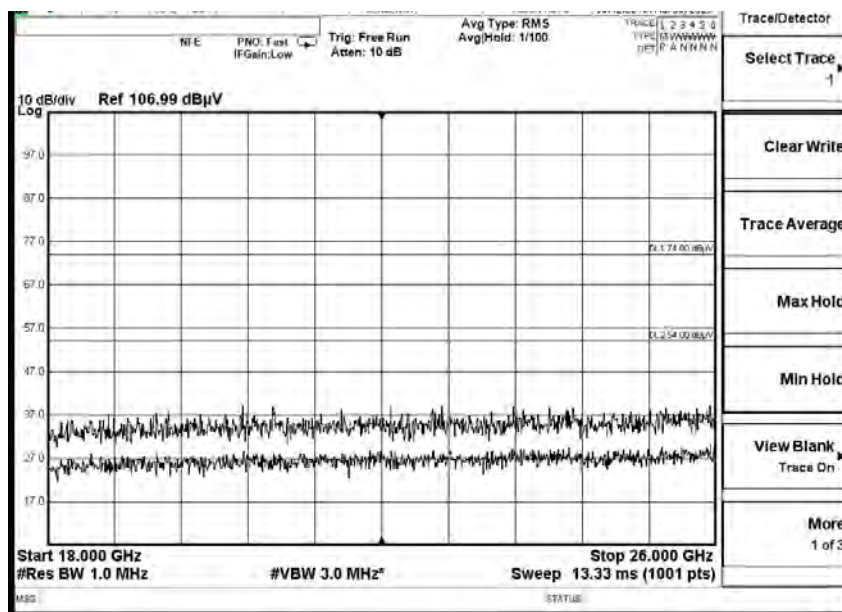
Detector: Av mode and PK mode

Modulation type: 802.11n(HT40)



BUREAU  
VERITAS

Test Report No.: PSU-NQN2502170113RF09

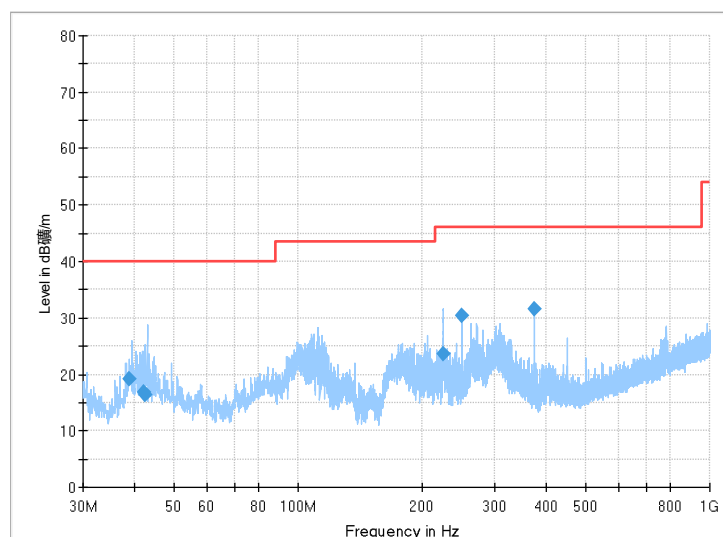


Frequency Range: 18GHz -26GHz

Detector: Av mode and PK mode

Modulation type: 802.11n(HT40)

Full Spectrum



Frequency Range: 30MHz -1GHz

Detector:QP

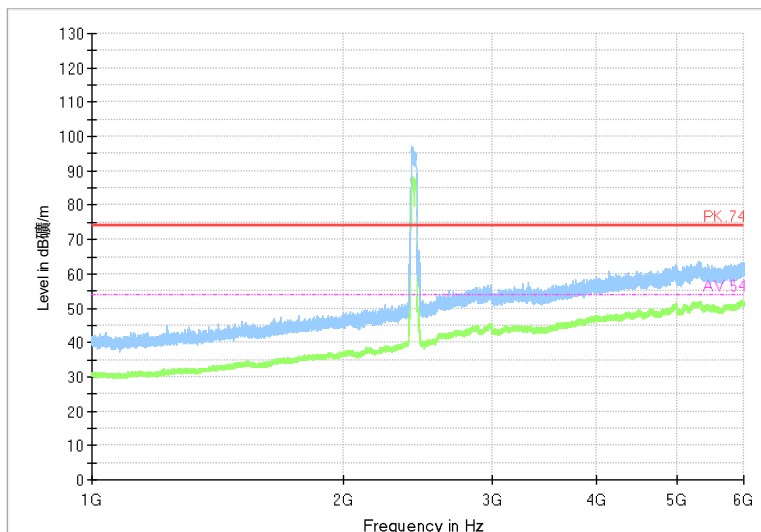
Modulation type: 802.11 ax(HE40)



BUREAU  
VERITAS

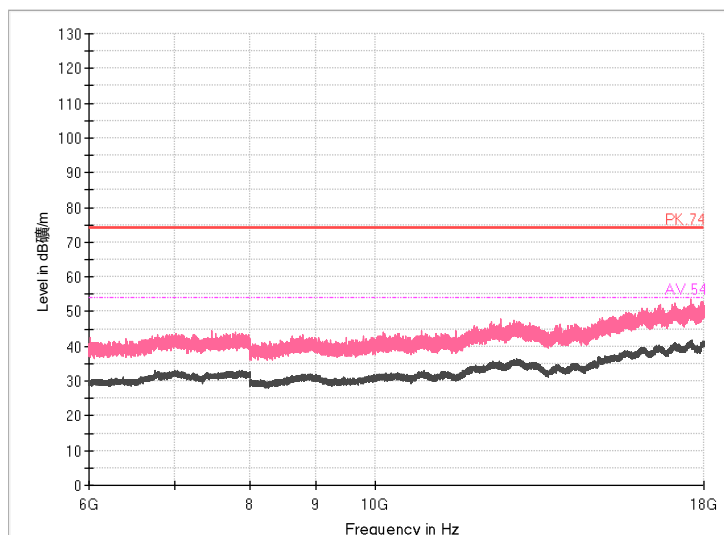
Test Report No.: PSU-NQN2502170113RF09

Full Spectrum



Frequency Range: 1GHz -6GHz  
Detector: Av mode and PK mode  
Modulation type: 802.11 ax(HE40)

Full Spectrum

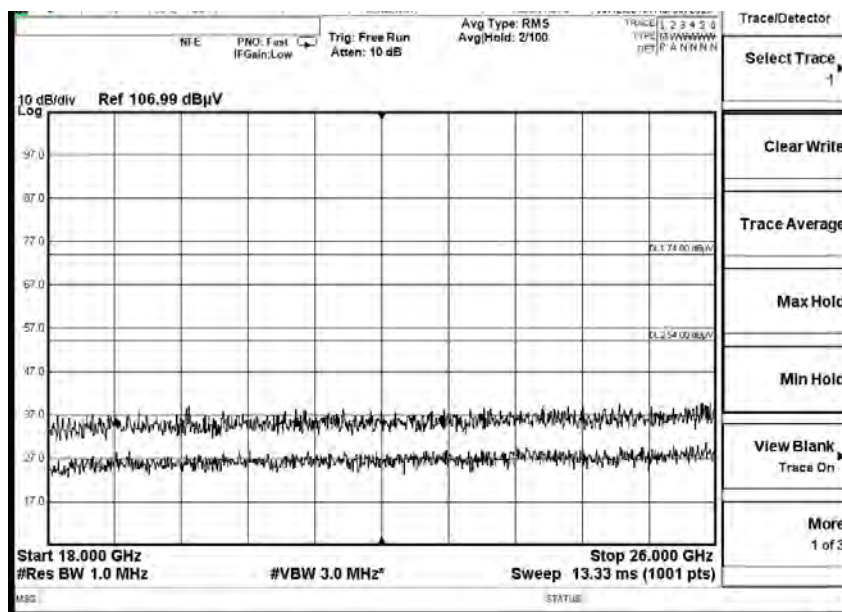


Frequency Range: 6GHz -18GHz  
Detector: Av mode and PK mode  
Modulation type: 802.11 ax(HE40)



BUREAU  
VERITAS

Test Report No.: PSU-NQN2502170113RF09



Frequency Range: 18GHz -26GHz

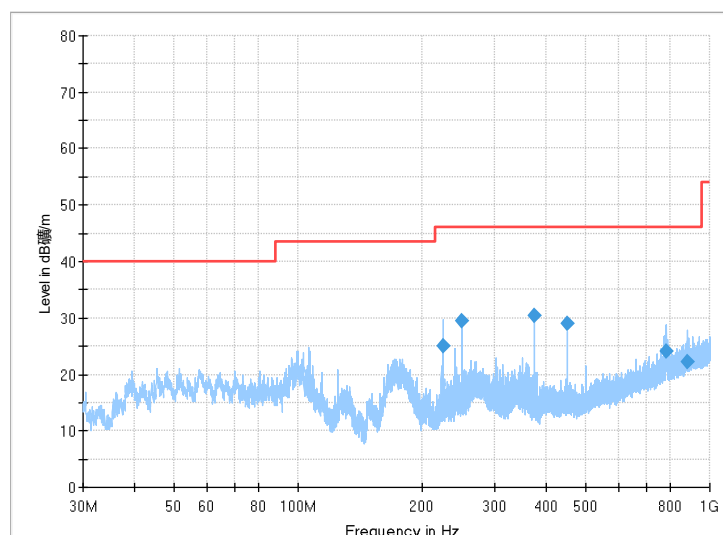
Detector: Av mode and PK mode

Modulation type: 802.11 ax(HE40)

Carrier frequency (MHz): 2437

Channel No.:6

Full Spectrum



Frequency Range: 30MHz -1GHz

Detector:QP

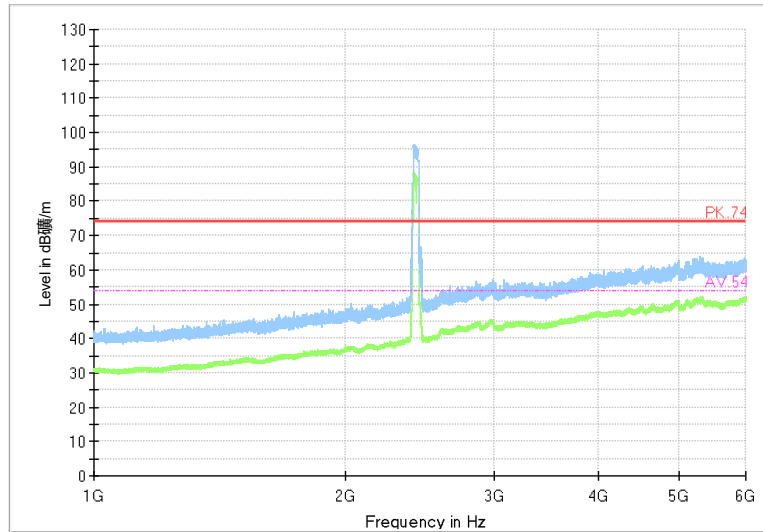
Modulation type: 802.11n(HT40)



BUREAU  
VERITAS

Test Report No.: PSU-NQN2502170113RF09

Full Spectrum

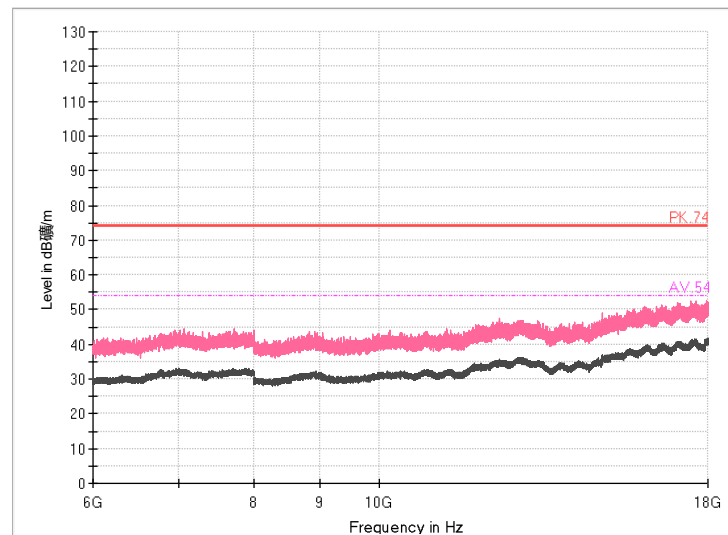


Frequency Range: 1GHz -6GHz

Detector: Av mode and PK mode

Modulation type: 802.11n(HT40)

Full Spectrum



Frequency Range: 6GHz -18GHz

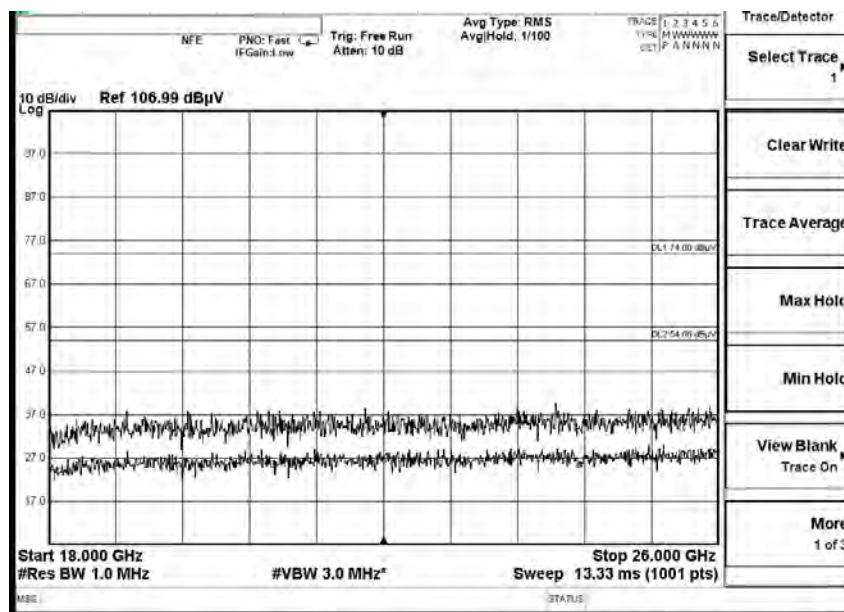
Detector: Av mode and PK mode

Modulation type: 802.11n(HT40)



BUREAU  
VERITAS

Test Report No.: PSU-NQN2502170113RF09

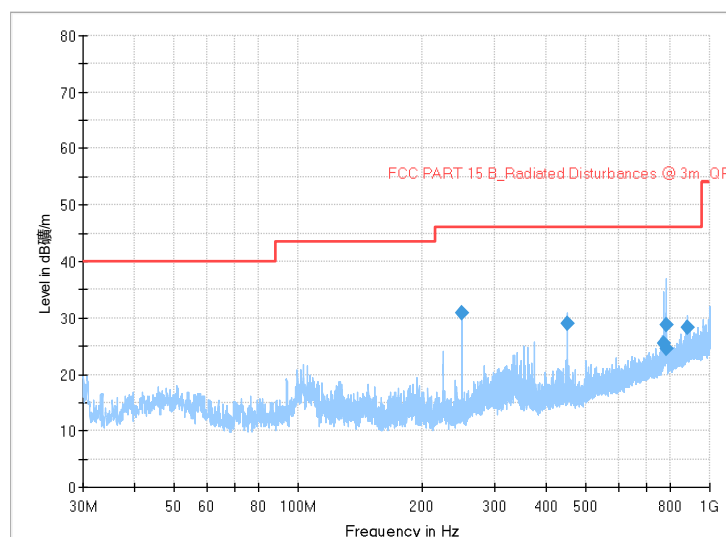


Frequency Range: 18GHz -26GHz

Detector: Av mode and PK mode

Modulation type: 802.11n(HT40)

Full Spectrum



Frequency Range: 30MHz -1GHz

Detector:QP

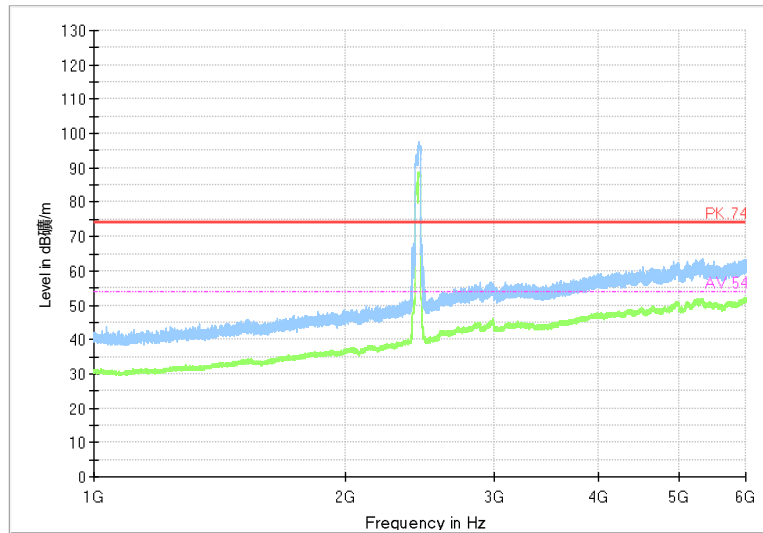
Modulation type: 802.11 ax(HE40)



BUREAU  
VERITAS

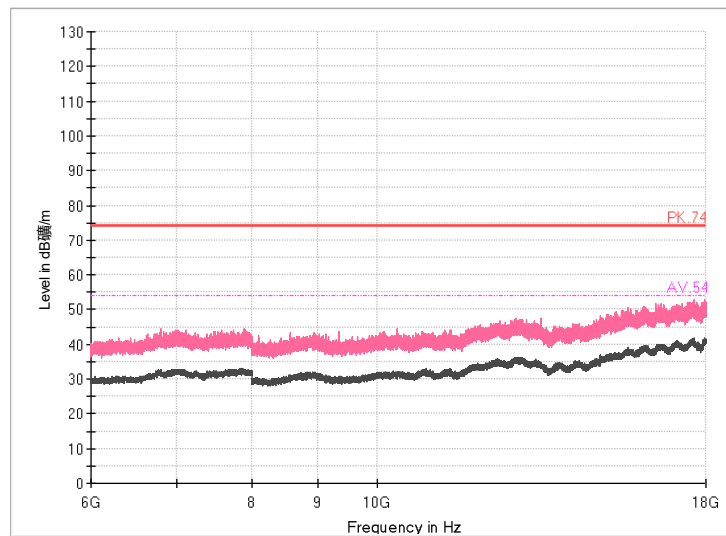
Test Report No.: PSU-NQN2502170113RF09

Full Spectrum



Frequency Range: 1GHz -6GHz  
Detector: Av mode and PK mode  
Modulation type: 802.11 ax(HE40)

Full Spectrum

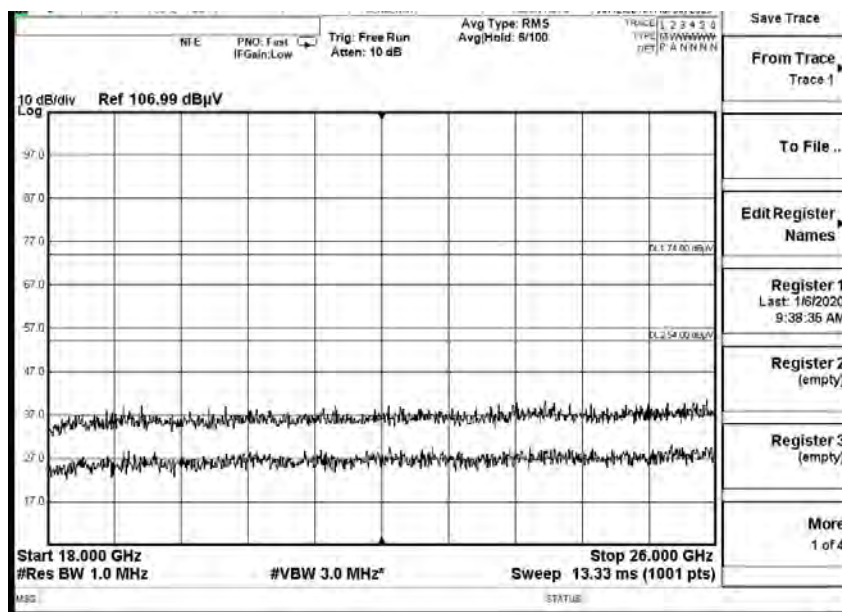


Frequency Range: 6GHz -18GHz  
Detector: Av mode and PK mode  
Modulation type: 802.11 ax(HE40)



BUREAU  
VERITAS

Test Report No.: PSU-NQN2502170113RF09



Frequency Range: 18GHz -26GHz

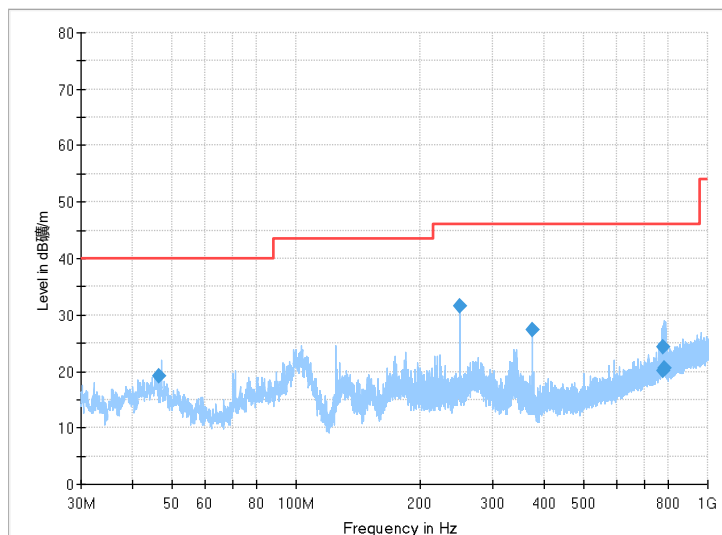
Detector: Av mode and PK mode

Modulation type: 802.11 ax(HE40)

Carrier frequency (MHz): 2452

Channel No.:9

Full Spectrum



Frequency Range: 30MHz -1GHz

Detector:QP

Modulation type: 802.11n(HT40)

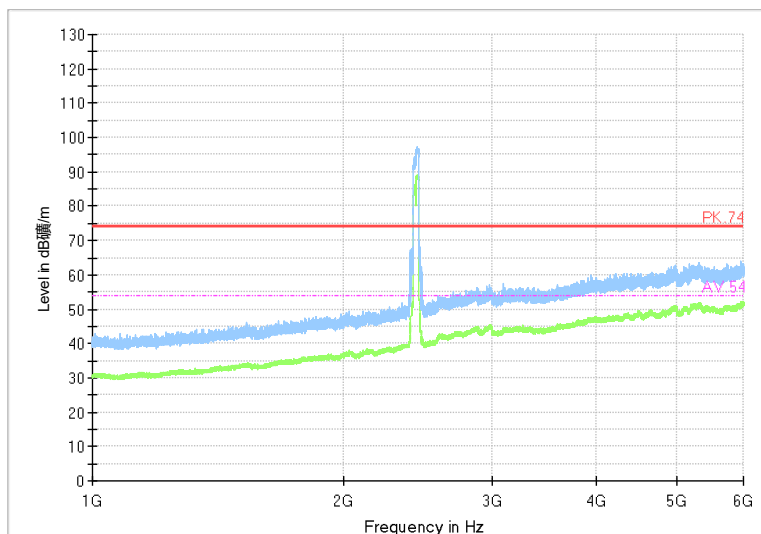




BUREAU  
VERITAS

Test Report No.: PSU-NQN2502170113RF09

Full Spectrum

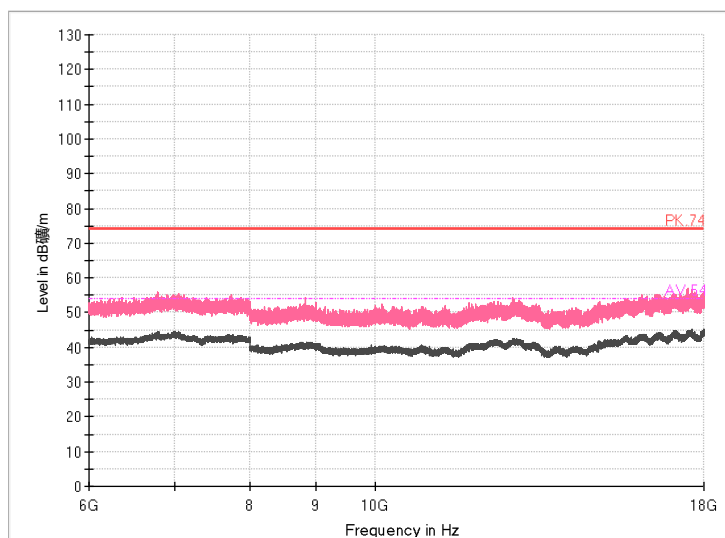


Frequency Range: 1GHz -6GHz

Detector: Av mode and PK mode

Modulation type: 802.11n(HT40)

Full Spectrum



Frequency Range: 6GHz -18GHz

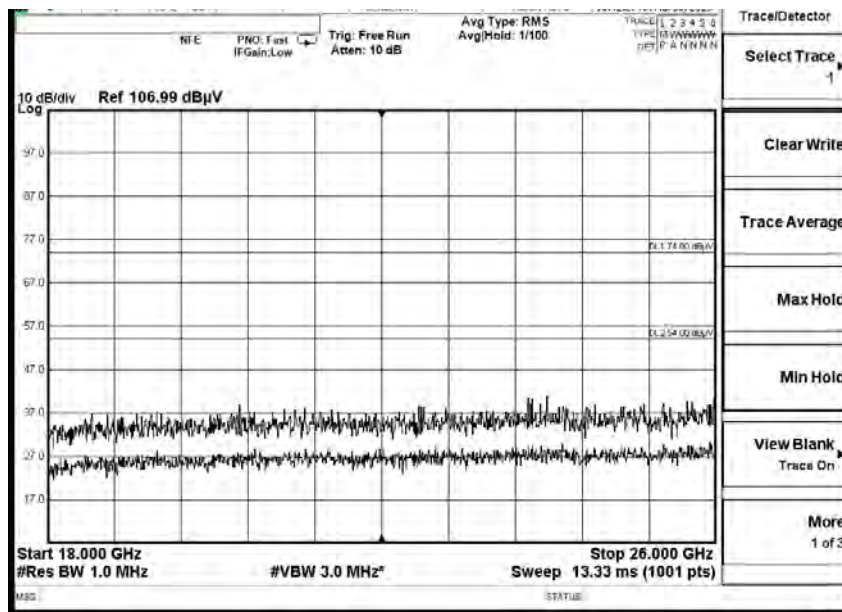
Detector: Av mode and PK mode

Modulation type: 802.11n(HT40)



BUREAU  
VERITAS

Test Report No.: PSU-NQN2502170113RF09

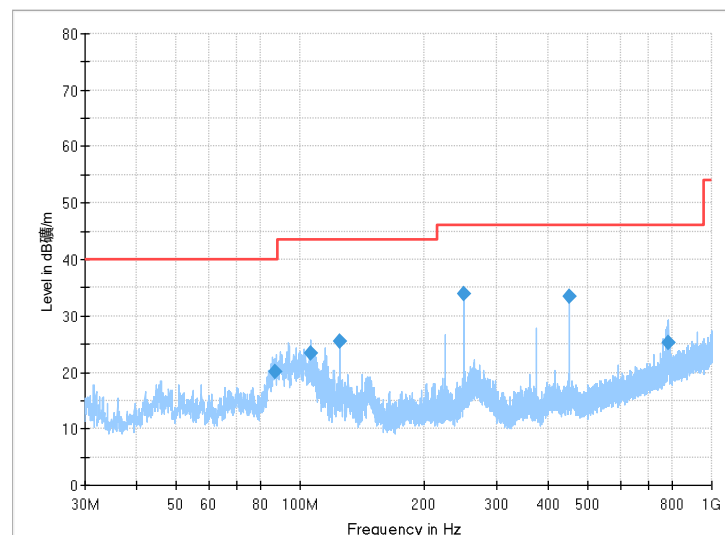


Frequency Range: 18GHz -26GHz

Detector: Av mode and PK mode

Modulation type: 802.11n(HT40)

Full Spectrum



Frequency Range: 30MHz -1GHz

Detector:QP

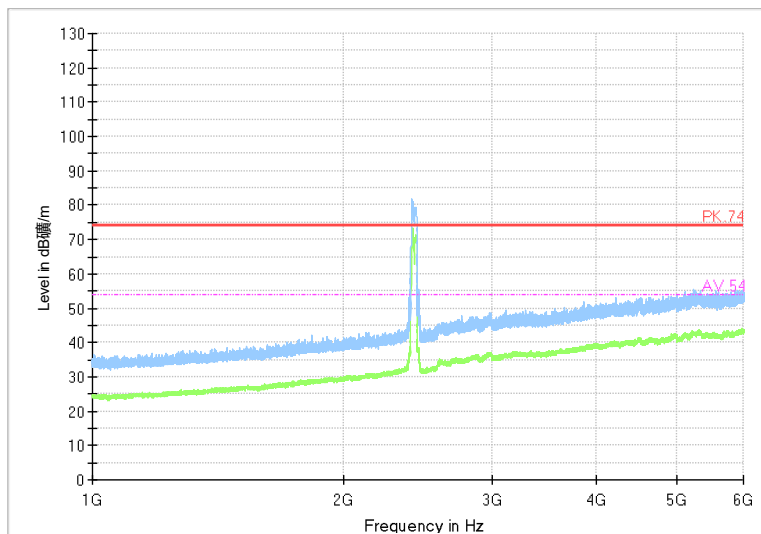
Modulation type: 802.11 ax(HE40)



BUREAU  
VERITAS

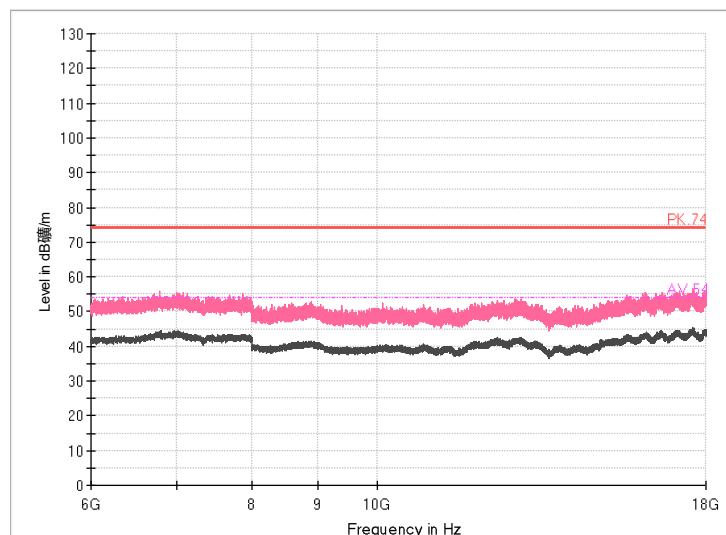
Test Report No.: PSU-NQN2502170113RF09

Full Spectrum



Frequency Range: 1GHz -6GHz  
Detector: Av mode and PK mode  
Modulation type: 802.11 ax(HE40)

Full Spectrum

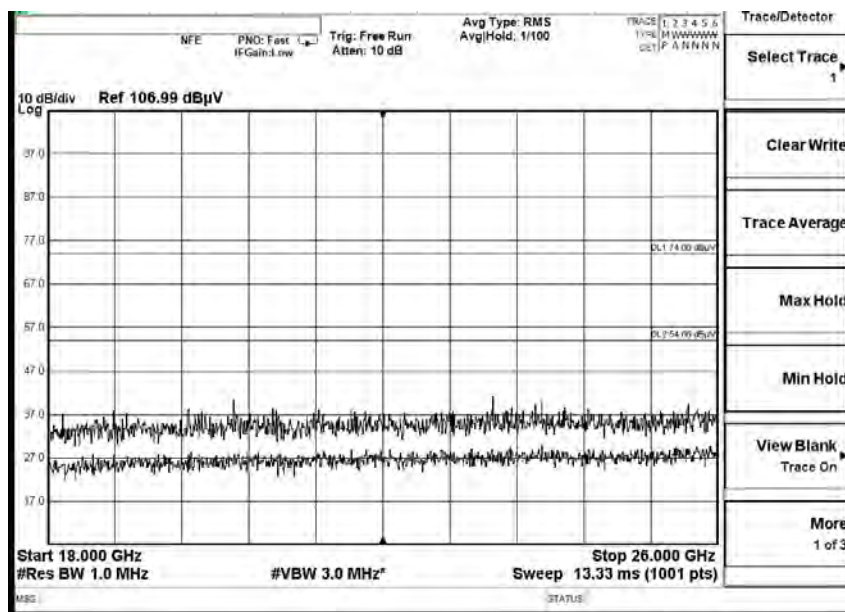


Frequency Range: 6GHz -18GHz  
Detector: Av mode and PK mode  
Modulation type: 802.11 ax(HE40)



BUREAU  
VERITAS

Test Report No.: PSU-NQN2502170113RF09



Frequency Range: 18GHz -26GHz

Detector: Av mode and PK mode

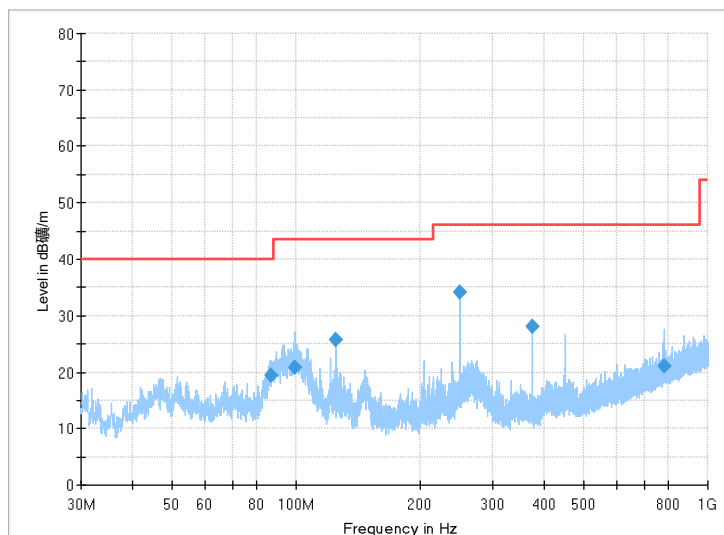
Modulation type: 802.11 ax(HE40)

## Partial RU (RU26)

Carrier frequency (MHz): 2412

Channel No.:1

Full Spectrum

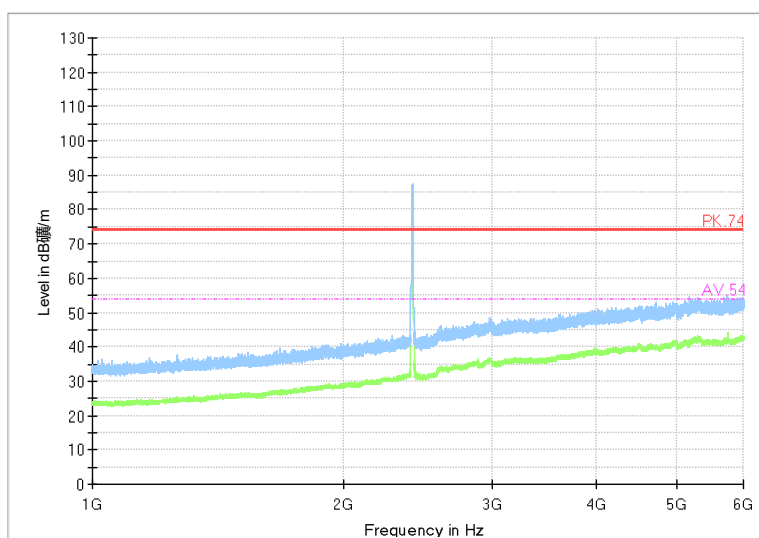


Frequency Range: 30MHz -1GHz

Detector: QP mode

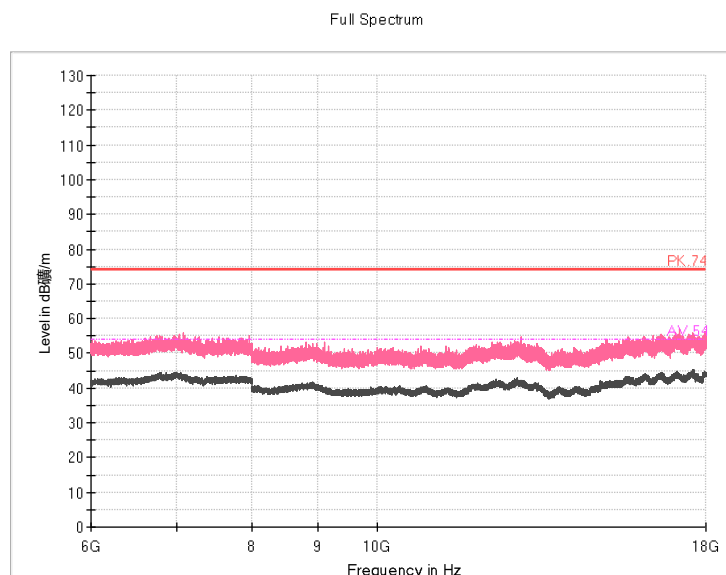
Modulation type: 802.11 ax(HE20)

Full Spectrum

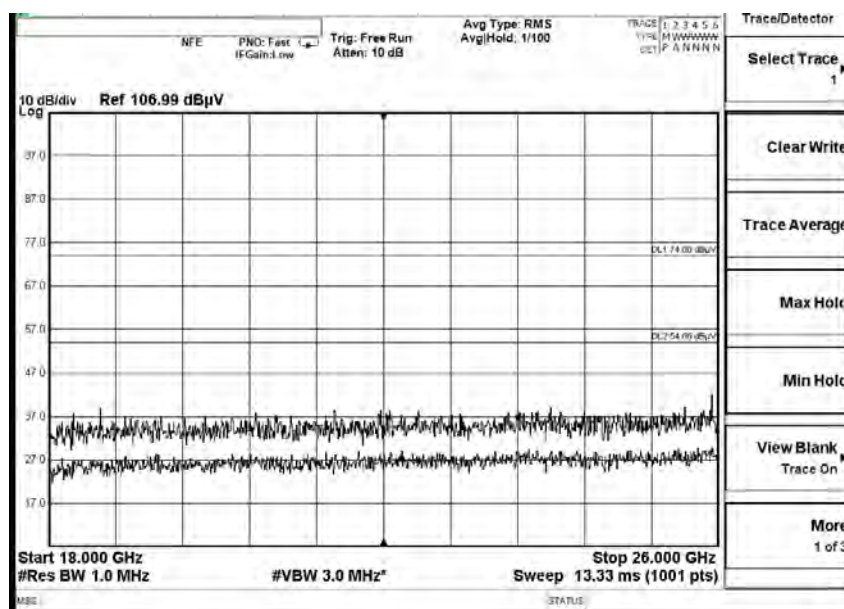


Frequency Range: 1GHz -6GHz

Detector: Av mode and PK mode  
Modulation type: 802.11 ax(HE20)



Frequency Range: 6GHz -18GHz  
Detector: Av mode and PK mode  
Modulation type: 802.11 ax(HE20)

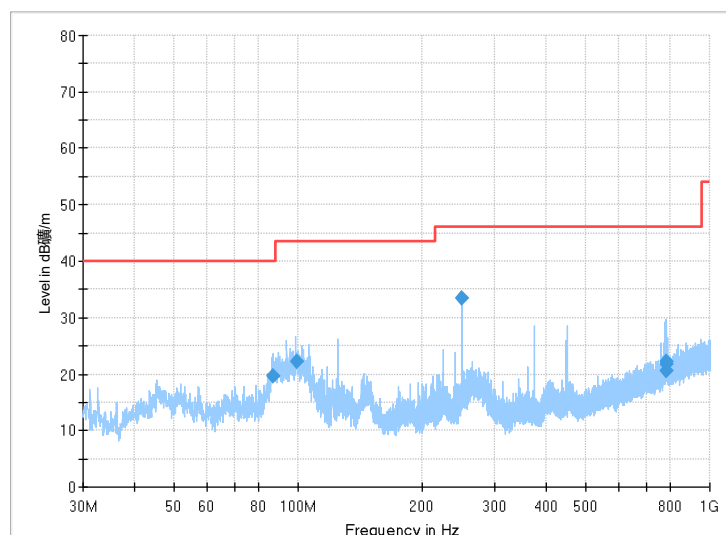


Frequency Range: 18GHz -26GHz  
Detector: Av mode and PK mode  
Modulation type: 802.11 ax(HE20)

Carrier frequency (MHz): 2437

Channel No.:6

Full Spectrum

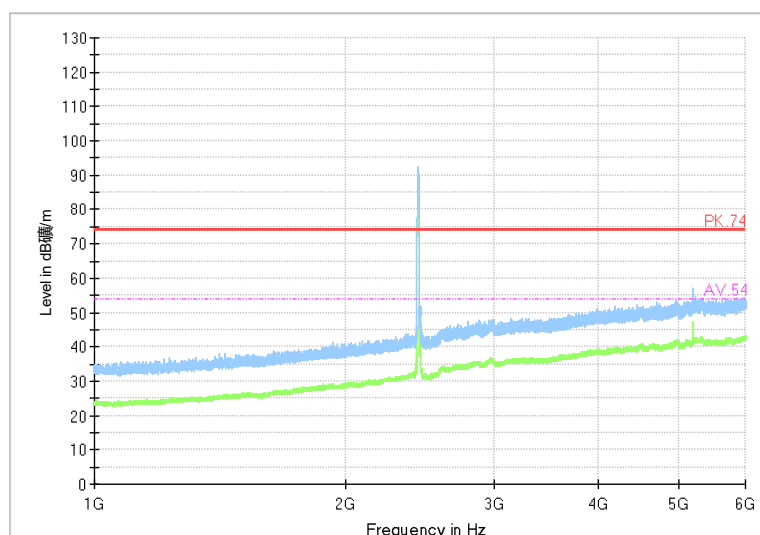


Frequency Range: 30MHz -1GHz

Detector: Detector: QP mode

Modulation type: 802.11 ax(HE20)

Full Spectrum



Frequency Range: 1GHz -6GHz

Detector: Av mode and PK mode

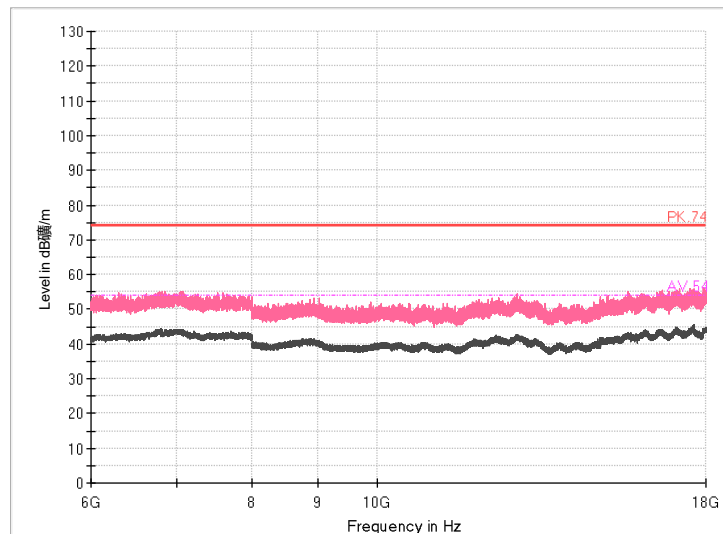
Modulation type: 802.11 ax(HE20)



BUREAU  
VERITAS

Test Report No.: PSU-NQN2502170113RF09

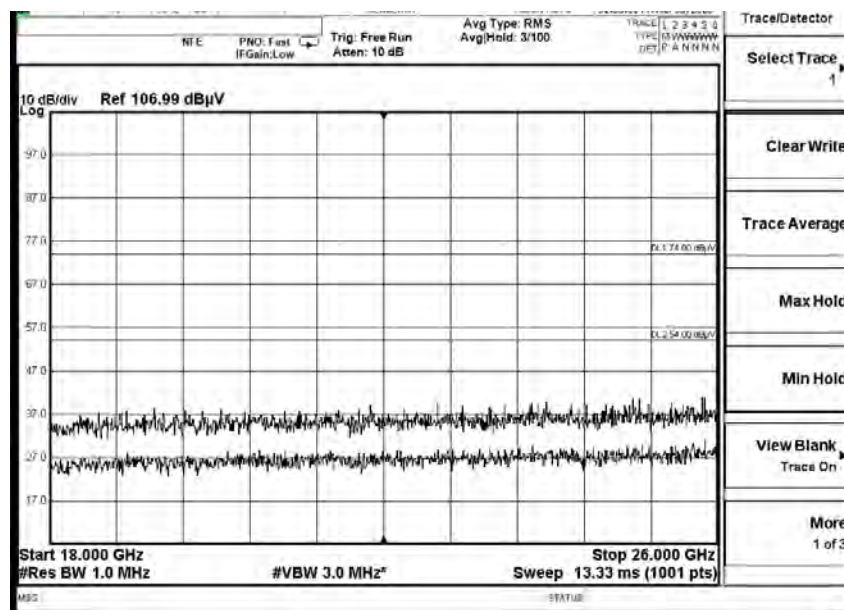
Full Spectrum



Frequency Range: 6GHz -18GHz

Detector: Av mode and PK mode

Modulation type: 802.11 ax(HE20)



Frequency Range: 18GHz -26GHz

Detector: Av mode and PK mode

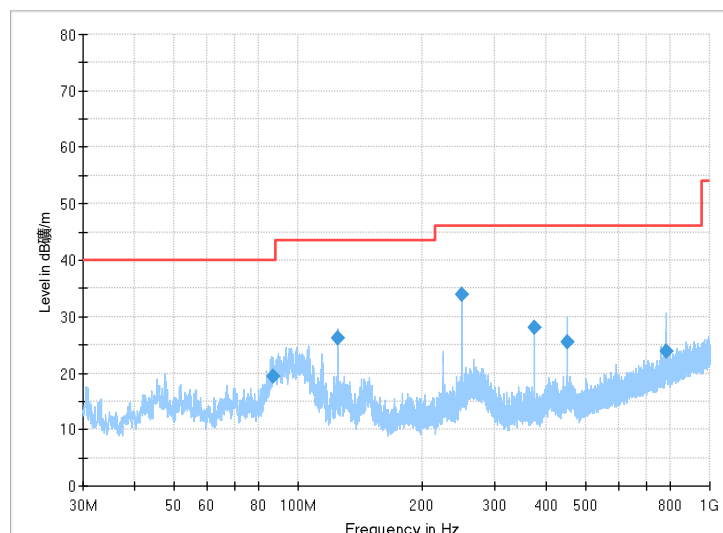
Modulation type: 802.11 ax(HE20)



**Carrier frequency (MHz): 2462**

**Channel No.:11**

Full Spectrum

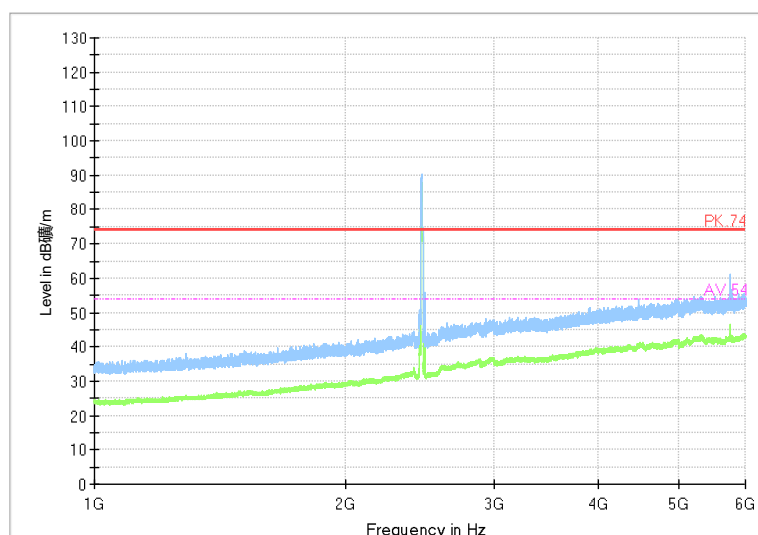


**Frequency Range: 30MHz -1GHz**

**Detector: Detector: QP mode**

**Modulation type: 802.11 ax(HE20)**

Full Spectrum



**Frequency Range: 1GHz -6GHz**

**Detector: Av mode and PK mode**

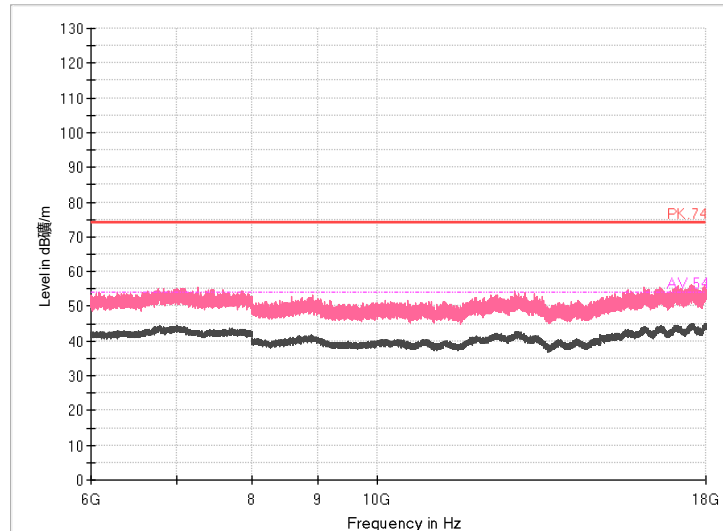
**Modulation type: 802.11 ax(HE20)**



BUREAU  
VERITAS

Test Report No.: PSU-NQN2502170113RF09

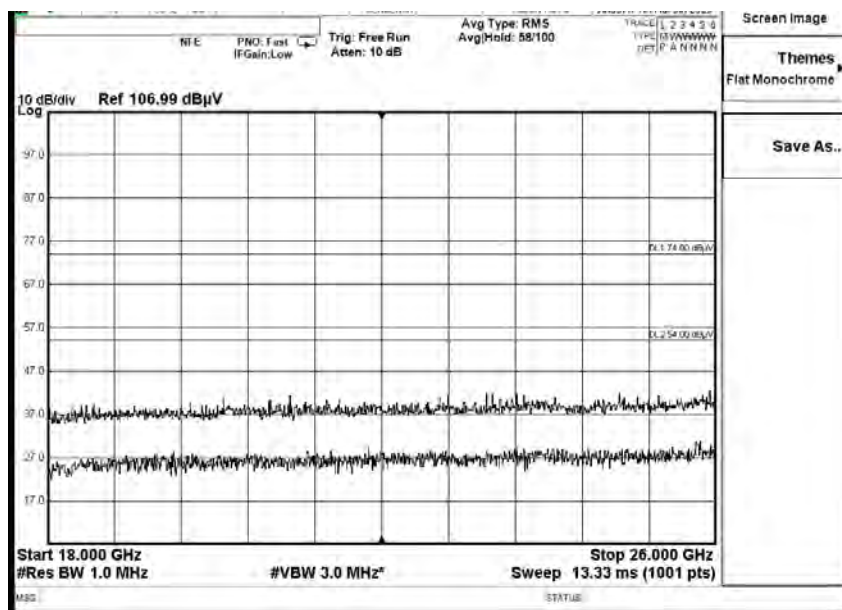
Full Spectrum



Frequency Range: 6GHz -18GHz

Detector: Av mode and PK mode

Modulation type: 802.11 ax(HE20)



Frequency Range: 18GHz -26GHz

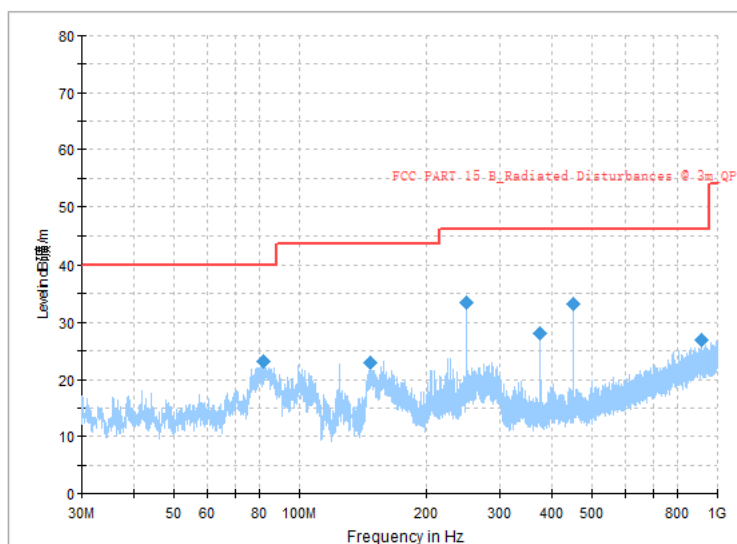
Detector: Av mode and PK mode

Modulation type: 802.11 ax(HE20)

Carrier frequency (MHz): 2422

Channel No.:3

Full Spectrum

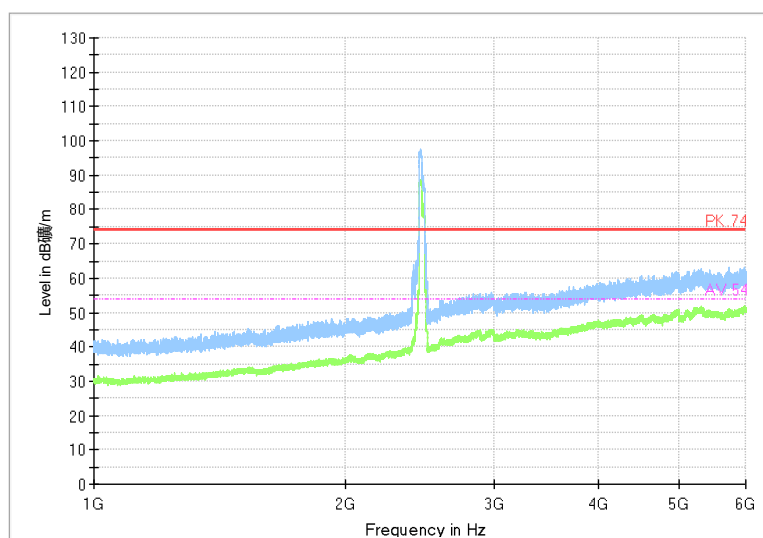


Frequency Range: 30MHz -1GHz

Detector: Detector: QP mode

Modulation type: 802.11 ax(HE40)

Full Spectrum



Frequency Range: 1GHz -6GHz

Detector: Av mode and PK mode

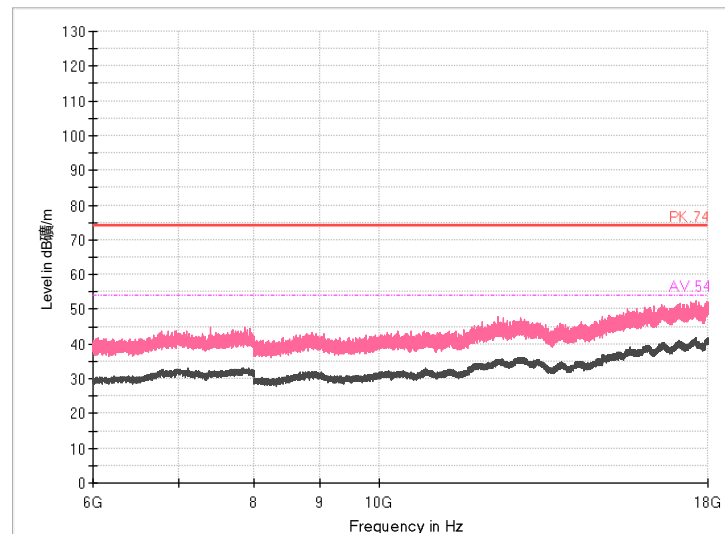
Modulation type: 802.11 ax(HE40)



BUREAU  
VERITAS

Test Report No.: PSU-NQN2502170113RF09

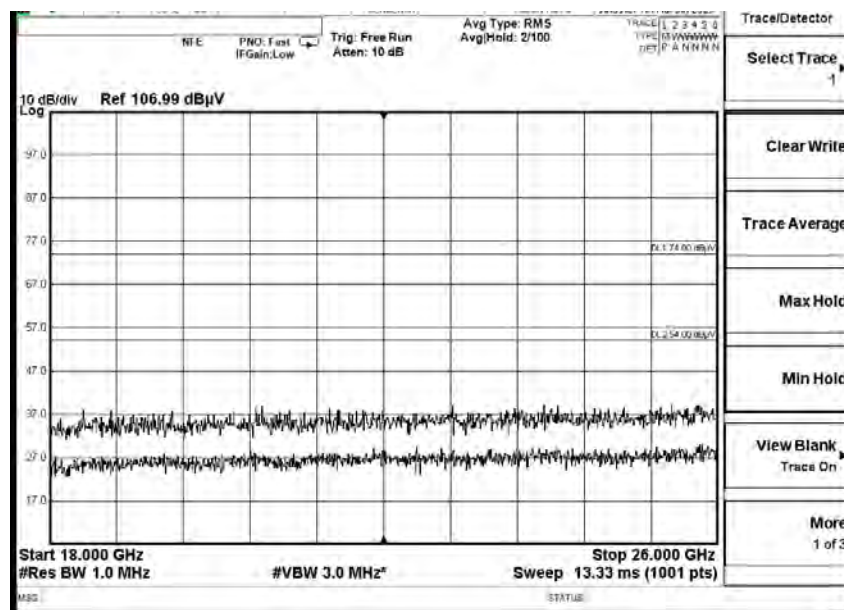
Full Spectrum



Frequency Range: 6GHz -18GHz

Detector: Av mode and PK mode

Modulation type: 802.11 ax(HE40)



Frequency Range: 18GHz -26GHz

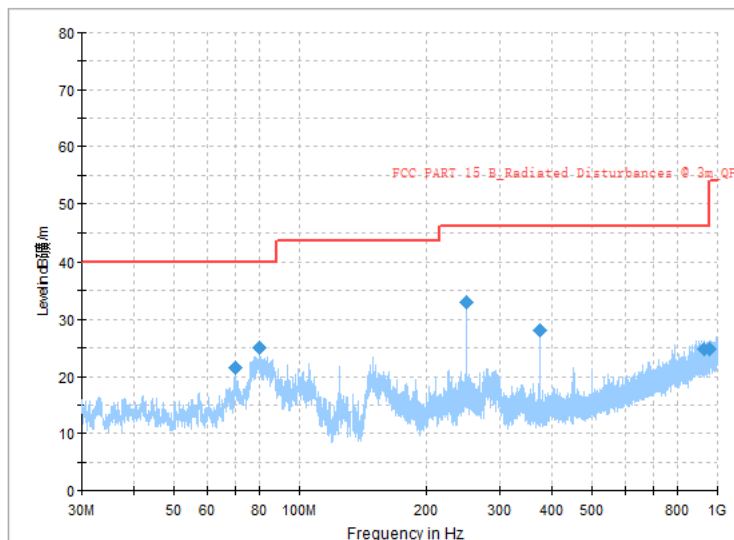
Detector: Av mode and PK mode

Modulation type: 802.11 ax(HE40)

**Carrier frequency (MHz): 2437**

**Channel No.:6**

Full Spectrum

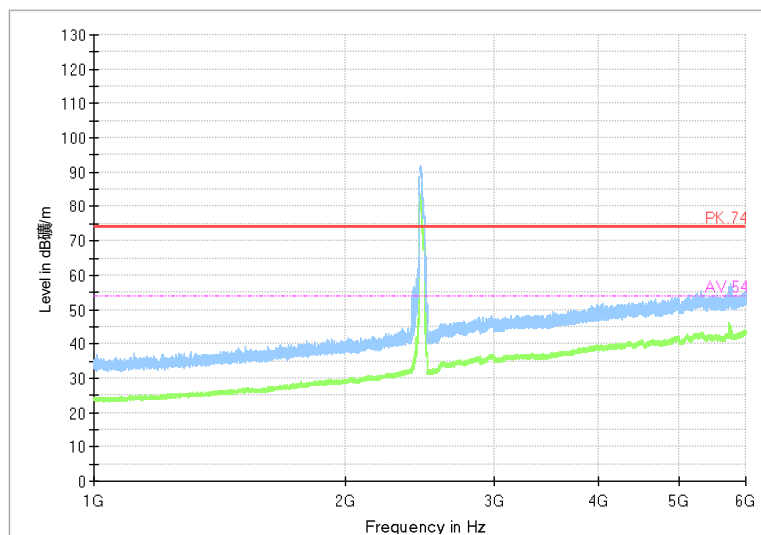


**Frequency Range: 30MHz -1GHz**

**Detector: Detector: QP mode**

**Modulation type: 802.11 ax(HE40)**

Full Spectrum



**Frequency Range: 1GHz -6GHz**

**Detector: Av mode and PK mode**

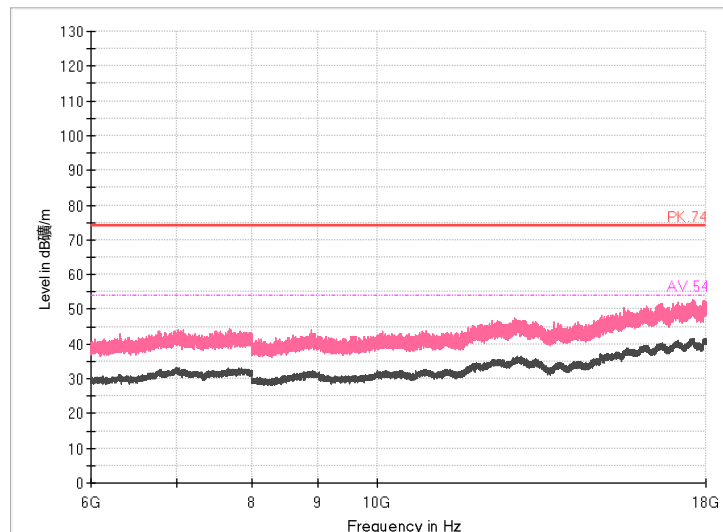
**Modulation type: 802.11 ax(HE40)**



BUREAU  
VERITAS

Test Report No.: PSU-NQN2502170113RF09

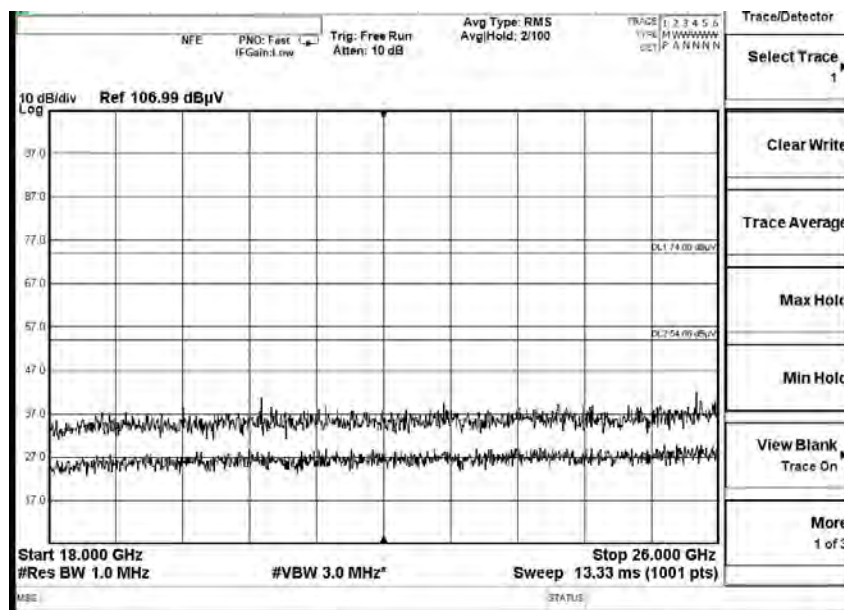
Full Spectrum



Frequency Range: 6GHz -18GHz

Detector: Av mode and PK mode

Modulation type: 802.11 ax(HE40)



Frequency Range: 18GHz -26GHz

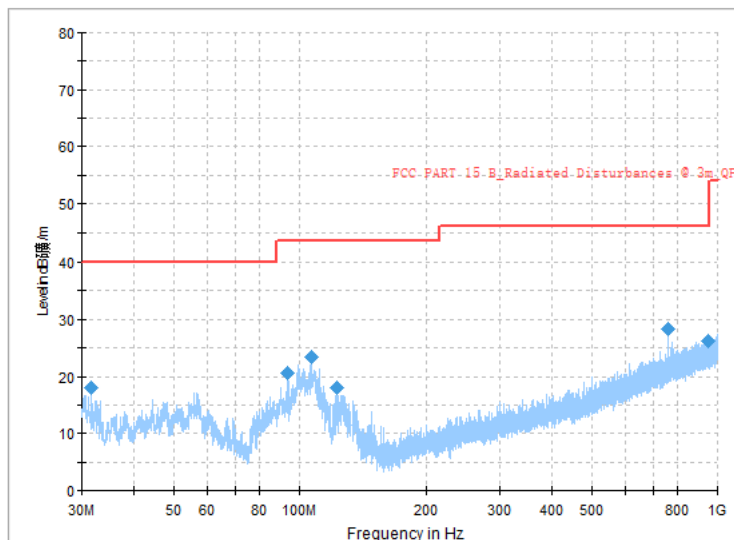
Detector: Av mode and PK mode

Modulation type: 802.11 ax(HE40)

**Carrier frequency (MHz): 2452**

**Channel No.:9**

Full Spectrum

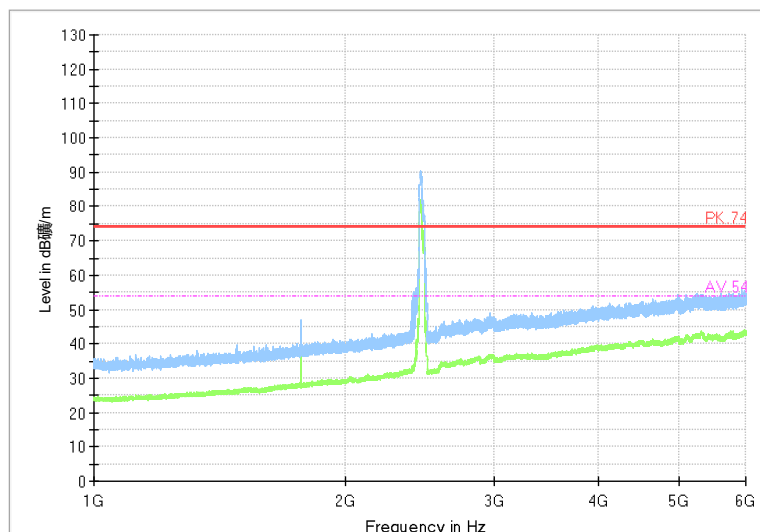


**Frequency Range: 30MHz -1GHz**

**Detector: Detector: QP mode**

**Modulation type: 802.11 ax(HE40)**

Full Spectrum



**Frequency Range: 1GHz -6GHz**

**Detector: Av mode and PK mode**

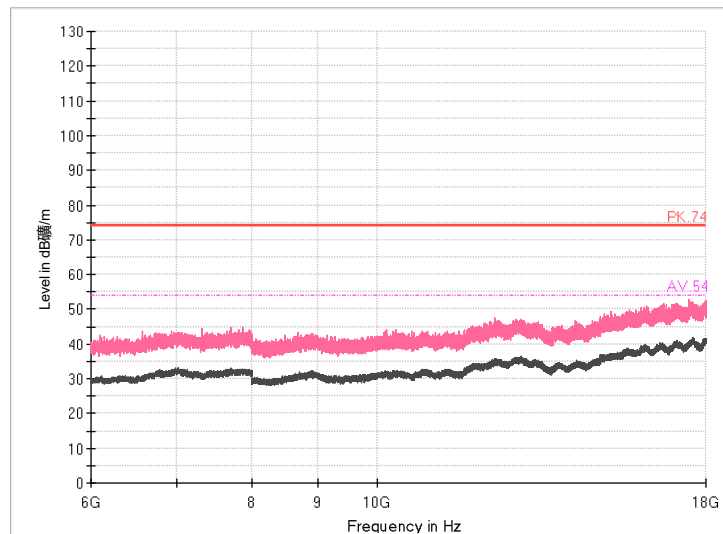
**Modulation type: 802.11 ax(HE40)**



BUREAU  
VERITAS

Test Report No.: PSU-NQN2502170113RF09

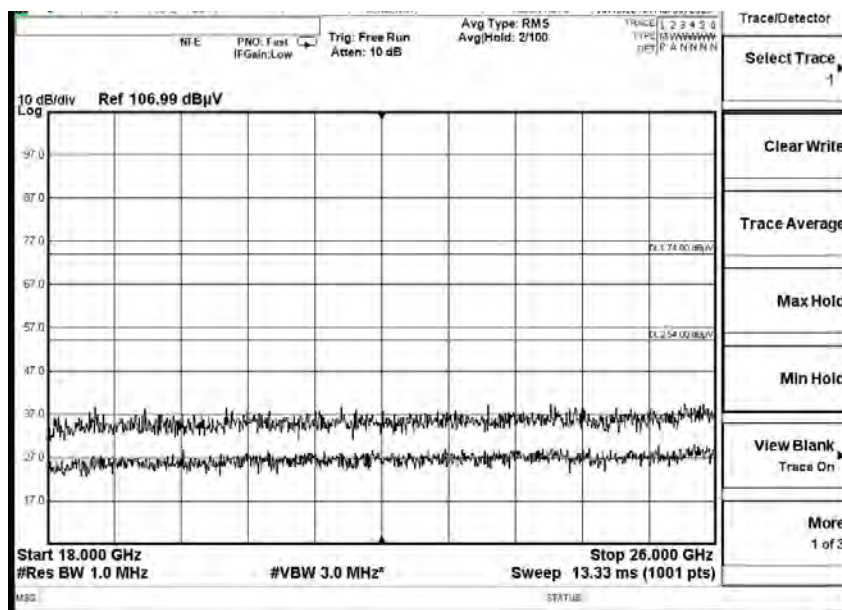
Full Spectrum



Frequency Range: 6GHz -18GHz

Detector: Av mode and PK mode

Modulation type: 802.11 ax(HE40)



Frequency Range: 18GHz -26GHz

Detector: Av mode and PK mode

Modulation type: 802.11 ax(HE40)





### 3.3 6 dB BANDWIDTH MEASUREMENT

#### 3.3.1 LIMITS OF 6dB BANDWIDTH MEASUREMENT

The minimum of 6dB Bandwidth Measurement is 0.5 MHz.

#### 3.3.2 TEST INSTRUMENTS

Equipment	Manufacturer	Model No.	Serial No.	Last Cal.	Next Cal.
EMI Test Receiver	R&S	ESW 44	101973	Mar.28,24	Mar.27,26
Open Switch and Control Unit	R&S	OSP-B157W8	100836	N/A	N/A
Vector Signal Generator	R&S	SMBV100B	102176	Mar.29,24	Mar.28,26
Signal Generator	R&S	SMB100A03	182185	Mar.29,24	Mar.28,26
WIDEBANDRADIO COMMUNICATION TESTER	R&S	CMW500	169399	Jun.19,24	Jun.18,26
Hygrothermograph	DELI	20210528	SZ015	Sep.06,23	Sep.05,25
PC	LENOVO	E14	HRSW0024	N/A	N/A
CABLE	R&S	J12J103539-00-1	SEP-03-20-069	Apr.27,24	Apr.26,25
CABLE	R&S	J12J103539-00-1	SEP-03-20-070	Apr.27,24	Apr.26,25
Test Software	EMC32	EMC32	N/A	N/A	N/A
Temperature Chamber	votsch	VT4002	58566078100050	May.30,24	May.29,26
Power Meter	R&S	NRX	102380	Mar.28,24	Mar.27,26
Power Meter probe	R&S	NRP6A	102942	Mar.28,24	Mar.27,26

#### NOTE:

1. The calibration interval of the above test instruments is 12/ 24 months and the calibrations are traceable to CEPREI/CHINA, GRGT/CHINA and NIM/CHINA.
2. The test was performed in RF Oven room.

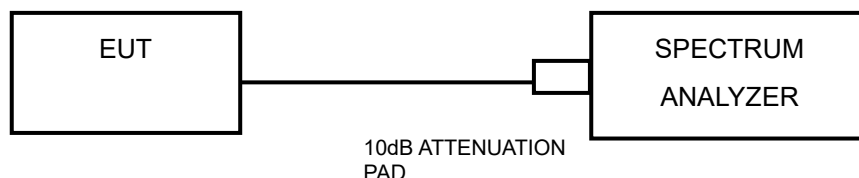
### 3.3.3 TEST PROCEDURE

1. Set RBW = 100 kHz.
2. Set the video bandwidth (VBW)  $\geq 3$  RBW.
3. Detector = Peak.
4. Trace mode = max hold.
5. Sweep = auto couple.
6. Allow the trace to stabilize.
7. Measure the maximum width of the emission that is constrained by the frequencies associated with the two outermost amplitude points (upper and lower frequencies) that are attenuated by 6 dB relative to the maximum level measured in the fundamental emission.

### 3.3.4 DEVIATION FROM TEST STANDARD

No deviation.

### 3.3.5 TEST SETUP



### 3.3.6 EUT OPERATING CONDITIONS

The software provided by client to enable the EUT under transmission condition continuously at lowest, middle and highest channel frequencies individually.

### 3.3.7 TEST RESULTS

Please Refer to Appendix1 Of this test report.

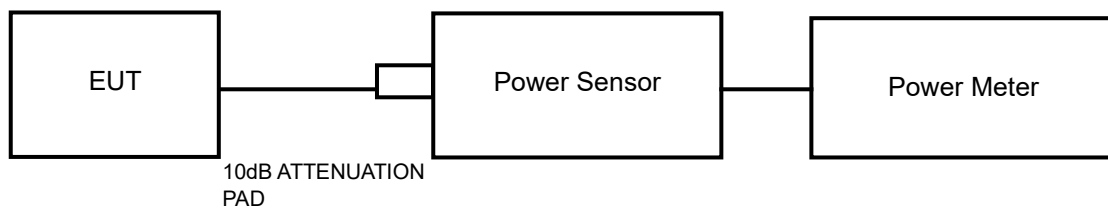


### 3.4 CONDUCTED OUTPUT POWER

#### 3.4.1 LIMITS OF CONDUCTED OUTPUT POWER MEASUREMENT

For systems using digital modulation in the 2400–2483.5 MHz band: 1 Watt (30dBm)

#### 3.4.2 TEST SETUP



#### 3.4.3 TEST INSTRUMENTS

Refer to section 3.3.2 to get information of above instrument.

#### 3.4.4 TEST PROCEDURES

A peak power sensor was used on the output port of the EUT. A power meter was used to read the response of the peak power sensor. Record the power level.

#### 3.4.5 DEVIATION FROM TEST STANDARD

No deviation.

#### 3.4.6 EUT OPERATING CONDITIONS

The software provided by client to enable the EUT under transmission condition continuously at lowest, middle and highest channel frequencies individually.

#### 3.4.7 TEST RESULTS

##### 3.4.7.1 MAXIMUM PEAK OUTPUT POWER

Please Refer to Appendix Of this test report.



Test Report No.: PSU-NQN2502170113RF09

#### 3.4.7.2 AVERAGE OUTPUT POWER (FOR REFERENCE)

The average power sensor was used on the output port of the EUT. A power meter was used to read the response of the power sensor. Record the power level.

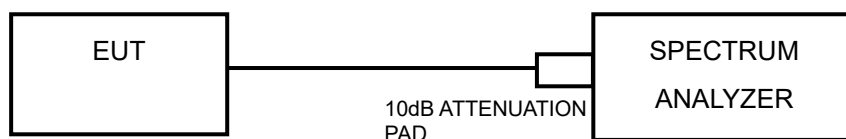
Please Refer to Appendix Of this test report.

### 3.5 POWER SPECTRAL DENSITY MEASUREMENT

#### 3.5.1 LIMITS OF POWER SPECTRAL DENSITY MEASUREMENT

The Maximum of Power Spectral Density Measurement is 8dBm/3KHz.

#### 3.5.2 TEST SETUP



#### 3.5.3 TEST INSTRUMENTS

Refer to section 3.3.2 to get information of above instrument.

#### 3.5.4 TEST PROCEDURE

1. Set the span to 1.5 times the DTS bandwidth
2. Set the RBW = 3 kHz, VBW  $\geq 3 \times$  RBW, Detector = peak.
3. Sweep time = auto couple, Trace mode = max hold, allow trace to fully stabilize.
4. Use the peak marker function to determine the maximum amplitude level.

#### 3.5.5 DEVIATION FROM TEST STANDARD

No deviation.

#### 3.5.6 EUT OPERATING CONDITION

The software provided by client to enable the EUT under transmission condition continuously at lowest, middle and highest channel frequencies individually.



Test Report No.: PSU-NQN2502170113RF09

### 3.5.7 TEST RESULTS

Please Refer to Appendix Of this test report.




### 3.6 OUT OF BAND EMISSION MEASUREMENT

#### 3.6.1 LIMITS OF OUT OF BAND EMISSION MEASUREMENT

Below –20dB of the highest emission level of operating band (in 100kHz Resolution Bandwidth).

#### 3.6.2 TEST SETUP



#### 3.6.3 TEST INSTRUMENTS

Refer to section 3.3.2 to get information of above instrument.

#### 3.6.4 TEST PROCEDURE

##### MEASUREMENT PROCEDURE REF

1. Set the RBW = 100 kHz.
2. Set the VBW  $\geq$  300 kHz.
3. Detector = peak.
4. Sweep time = auto couple.
5. Trace mode = max hold.
6. Allow trace to fully stabilize.
7. Use the peak marker function to determine the maximum power level in any 100 kHz band segment within the fundamental EBW.



## **MEASUREMENT PROCEDURE OOB**

1. Set RBW = 100 kHz.
2. Set VBW  $\geq$  300 kHz.
3. Set span to encompass the spectrum to be examined
4. Detector = peak.
5. Trace Mode = max hold.
6. Sweep = auto couple.

### **3.6.5 DEVIATION FROM TEST STANDARD**

No deviation.

### **3.6.6 EUT OPERATING CONDITION**

The software provided by client to enable the EUT under transmission condition continuously at lowest, middle and highest channel frequencies individually.

### **3.6.7 TEST RESULTS**

The spectrum plots are attached on the following images. D1 line indicates the highest level. D2 line indicates the 20dB offset below D1. It shows compliance to the requirement.

Please Refer to Appendix Of this test report.





### 3.7 ANTENNA REQUIREMENTS

#### 3.7.1 STANDARD APPLICABLE

If transmitting antenna directional gain is greater than 6 dBi, both the peak transmit power and the peak power spectral density shall be reduced by the amount in dB that the directional gain of the antenna exceeds 6 dBi.

#### 3.7.2 ANTENNA CONNECTED CONSTRUCTION

An embedded-in antenna design is used.

#### 3.7.3 ANTENNA GAIN

According to FCC KDB 662911 D01 Multiple Transmitter Output v02r01

For CDD transmissions, directional gain is calculated as

Directional gain = GANT + Array Gain, where Array Gain is as follows.

For power spectral density (PSD) measurements on all devices,

Array Gain =  $10 \log(NANT / Nss)$  dB;

For power measurements on IEEE 802.11 devices, Array Gain = 0 dB for  $NANT \leq 4$ ;

The EUT supports Cyclic Delay Diversity (CDD) mode,

For power measurements, the directional GANT is set equal to the antenna having the highest gain as following formulas.

Directional Gain = Max.Gain + Array Gain.

For PSD measurements, the directional GANT calculation is following F)2)f)ii of KDB 662911 D01 v02r01.

The directional gain is calculated as following table.

2.4GHz	Ant 1 (dBi)	Ant 2 (dBi)	DG For Power (dBi)	DG For PSD (dBi)	Power Limit Reduction (dB)	PSD Limit Reduction (dB)
	4.13	4.13	4.13	4.13	0.00	0.00

NOTE :DG= directional gain, Power Limit Reduction = DG For Power Gain -6dBi<0

PSD Limit Reduction = DG For PSD – 6dBi<0. Therefore, it is not necessary to



**BUREAU VERITAS** Test Report No.: PSU-NQN2502170113RF09

reduce maximum peak output power and PSD limit.

#### **4 PHOTOGRAPHS OF THE TEST CONFIGURATION**

Please refer to the attached file (Test Setup Photo).

#### **5 MODIFICATIONS RECORDERS FOR ENGINEERING CHANGES TO THE EUT BY THE LAB**

No any modifications are made to the EUT by the lab during the test.



## 6 APPENDIX

### WLAN 2.4G DTS BANDWIDTH

#### TEST RESULT

Test Mode	Antenna	6 dB bandwidth (MHz)		
		Channel No.1	Channel No.6	Channel No.11
		2412MHz	2437MHz	2462MHz
802.11b	Chain0	8.36	7.69	5.94
802.11b	Chain1	7.35	7.93	7.76
802.11g	Chain0	16.41	16.29	15.12
802.11g	Chain1	15.14	16.29	15.79
802.11n HT20	Chain0	17.60	16.51	15.25
802.11n HT20	Chain1	17.56	16.64	16.61
802.11ax HE20	Chain0	16.97	14.95	15.09
802.11ax HE20	Chain1	18.71	18.20	17.84

Test Mode	Antenna	6 dB bandwidth (MHz)		
		Channel No.3	Channel No.6	Channel No.9
		2422MHz	2437MHz	2452MHz
802.11n HT40	Chain0	30.13	35.00	30.20
802.11n HT40	Chain1	30.73	33.61	33.00
802.11ax HE40	Chain0	31.04	35.79	34.49
802.11ax HE40	Chain1	33.84	37.84	32.04

Test Mode	Antenna	6 dB bandwidth (MHz)		
		Channel No.1	Channel No.6	Channel No.11
		2412MHz	2437MHz	2462MHz
802.11b	Chain2	7.80	6.59	7.77
802.11g	Chain2	16.41	16.40	15.14
802.11n HT20	Chain2	17.31	17.63	17.59
802.11ax HE20	Chain2	18.61	16.65	18.73

Test Mode	Antenna	6 dB bandwidth (MHz)		
		Channel No.3	Channel No.6	Channel No.9



**Test Report No.: PSU-NQN2502170113RF09**

		2422MHz	2437MHz	2452MHz
802.11n HT40	Chain2	35.36	35.97	35.12
802.11ax HE40	Chain2	34.17	36.56	35.01



Test Mode	Antenna	6 dB bandwidth (MHz)		
		Channel No.1	Channel No.6	Channel No.11
		2412MHz	2437MHz	2462MHz
802.11be EHT20	Chain0	17.74	16.89	18.21
802.11be EHT20	Chain1	17.37	17.63	17.43

Test Mode	Antenna	6 dB bandwidth (MHz)		
		Channel No.1	Channel No.6	Channel No.11
		2412MHz	2437MHz	2462MHz
802.11be EHT20	Chain2	17.82	17.20	16.26

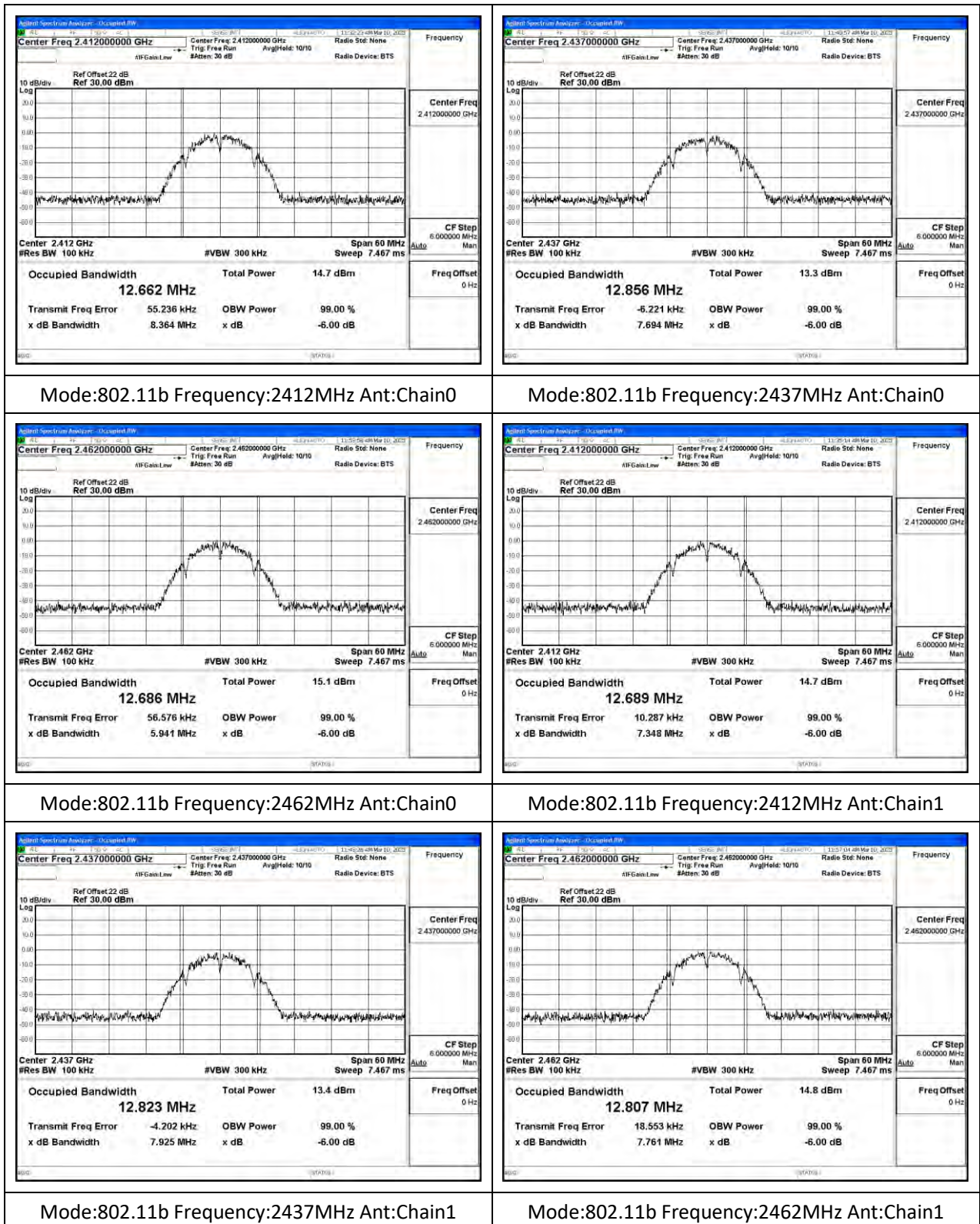
Test Mode	Antenna	6 dB bandwidth (MHz)		
		Channel No.3	Channel No.6	Channel No.9
		2422MHz	2437MHz	2452MHz
802.11be EHT40	Chain0	35.55	33.83	35.08
802.11be EHT40	Chain1	35.02	35.06	35.01

Test Mode	Antenna	6 dB bandwidth (MHz)		
		Channel No.3	Channel No.6	Channel No.9
		2422MHz	2437MHz	2452MHz
802.11be EHT40	Chain2	33.71	35.12	35.02



## TEST GRAPHS

Test Mode: 802.11b



Huarui 7layers High Technology  
(Suzhou) Co., Ltd.

Tower N, Innovation Center, 88 Zuyi Road, High-tech  
District, Suzhou City, Anhui Province

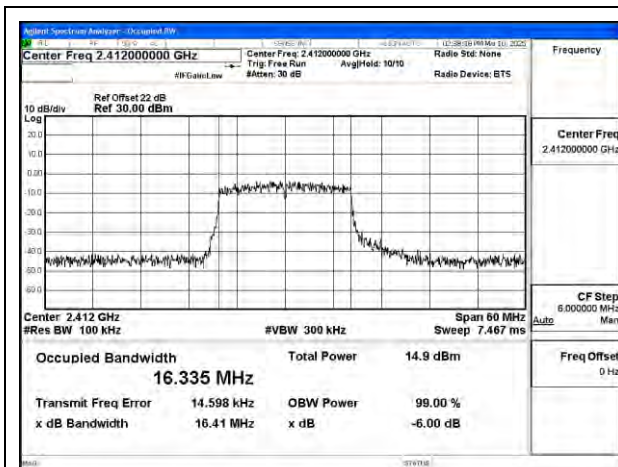
Tel: +86 (0557) 368 1008



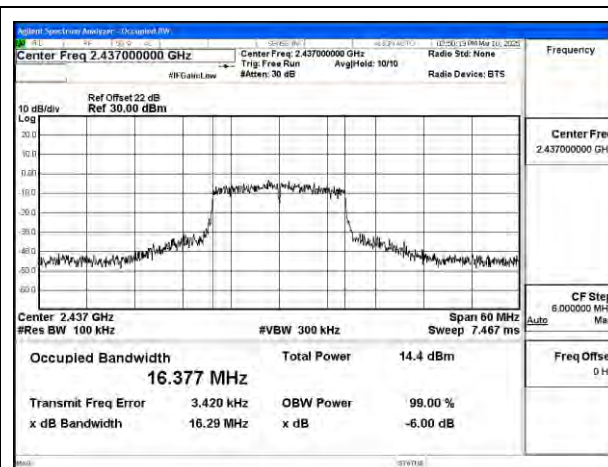


**BUREAU VERITAS** Test Report No.: PSU-NQN2502170113RF09

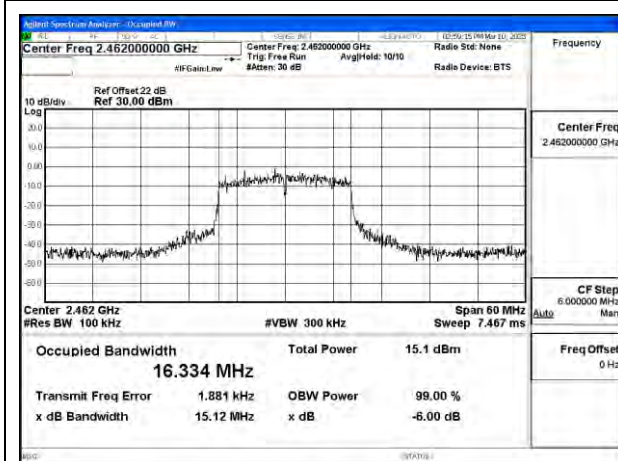
Test Mode: 802.11g



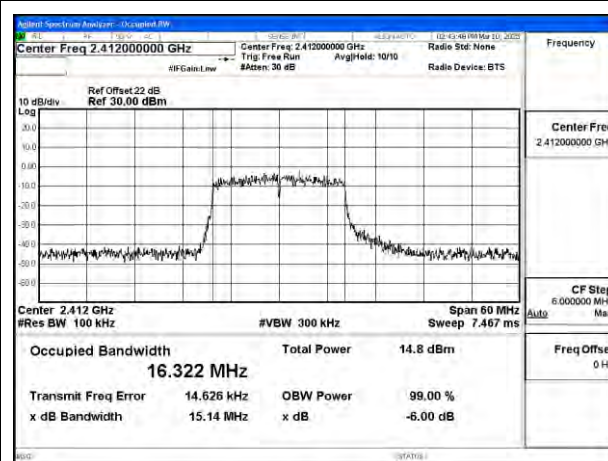
Mode:802.11g Frequency:2412MHz Ant:Chain0



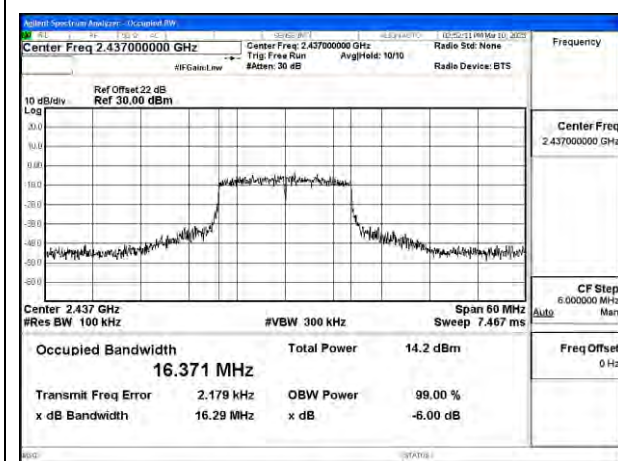
Mode:802.11g Frequency:2437MHz Ant:Chain0



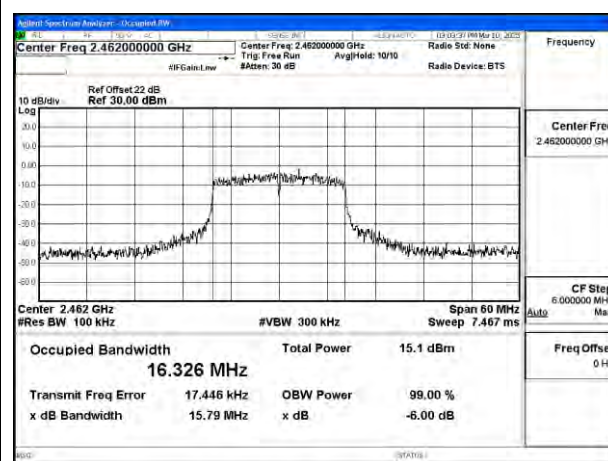
Mode:802.11g Frequency:2462MHz Ant:Chain0



Mode:802.11g Frequency:2412MHz Ant:Chain1



Mode:802.11g Frequency:2437MHz Ant:Chain1



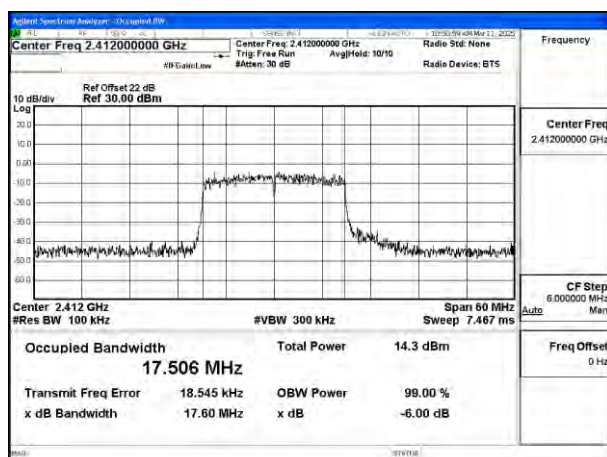
Mode:802.11g Frequency:2462MHz Ant:Chain1

Test Mode: 802.11n HT20



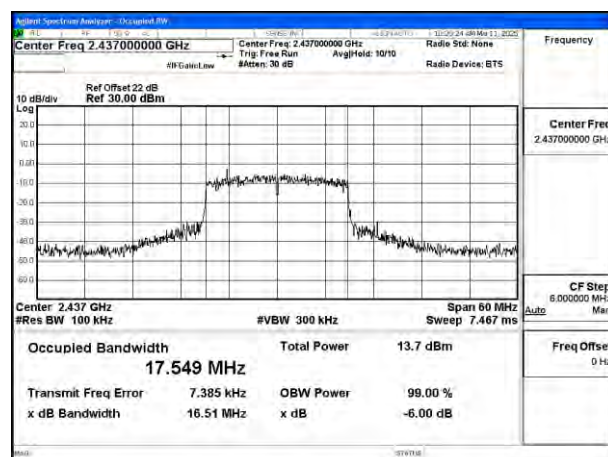
BUREAU  
VERITAS

# Test Report No.: PSU-NQN2502170113RF09



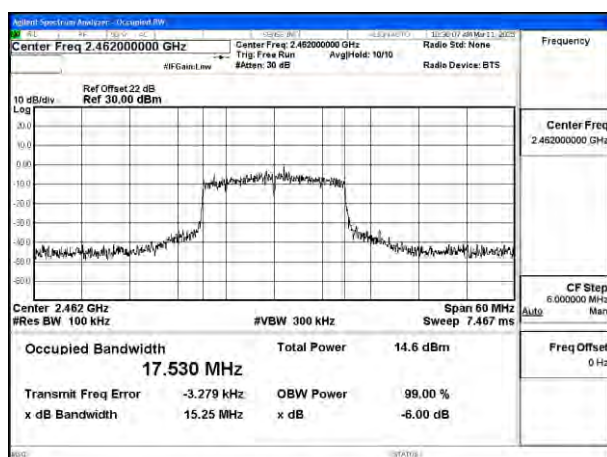
Mode:802.11n HT20 Frequency:2412MHz

Ant:Chain0



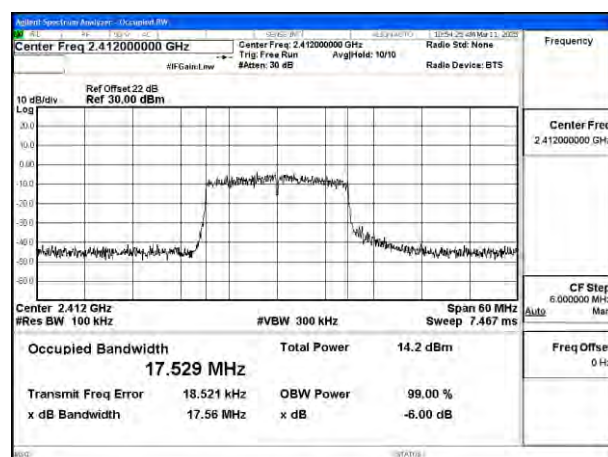
Mode:802.11n HT20 Frequency:2437MHz

Ant:Chain0



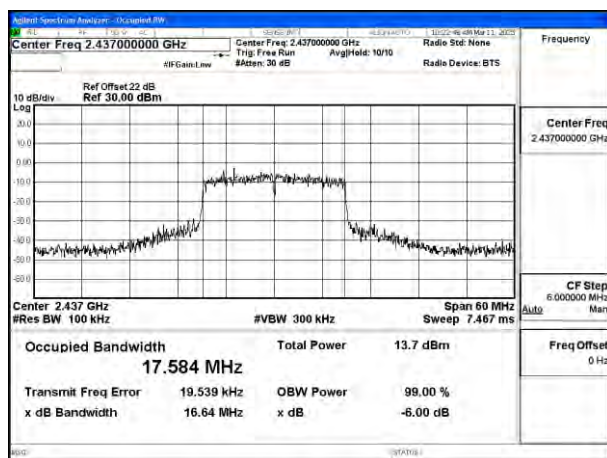
Mode:802.11n HT20 Frequency:2462MHz

Ant:Chain0



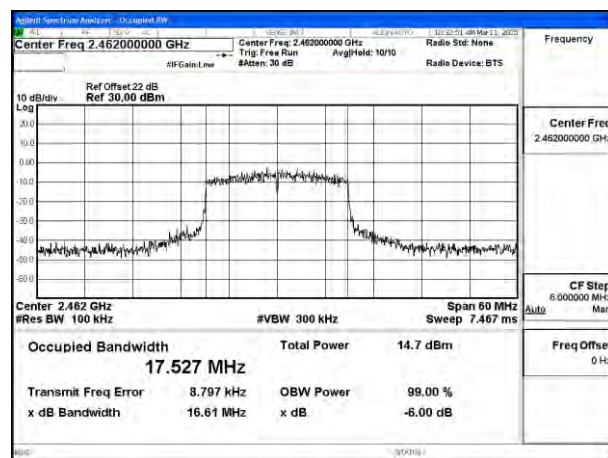
Mode:802.11n HT20 Frequency:2412MHz

Ant:Chain1



Mode:802.11n HT20 Frequency:2437MHz

Ant:Chain1



Mode:802.11n HT20 Frequency:2462MHz

Ant:Chain1

Huarui 7layers High Technology  
(Suzhou) Co., Ltd.

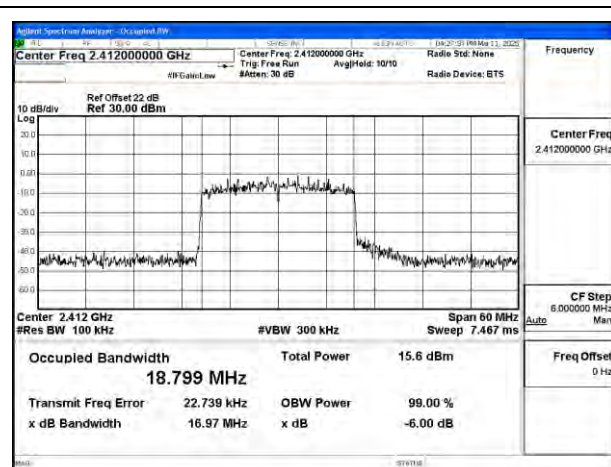
Tower N, Innovation Center, 88 Zuyi Road, High-tech  
District, Suzhou City, Anhui Province

Tel: +86 (0557) 368 1008

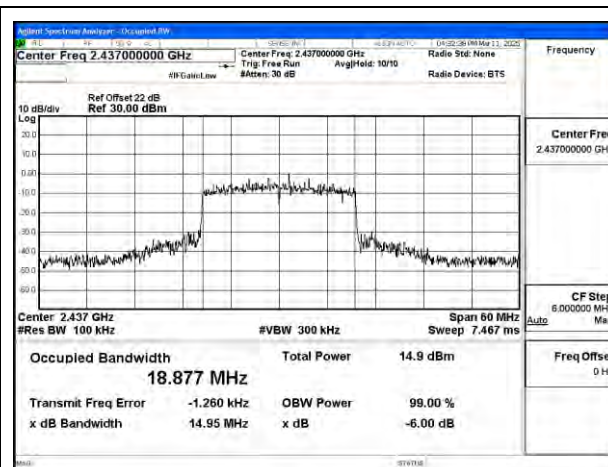




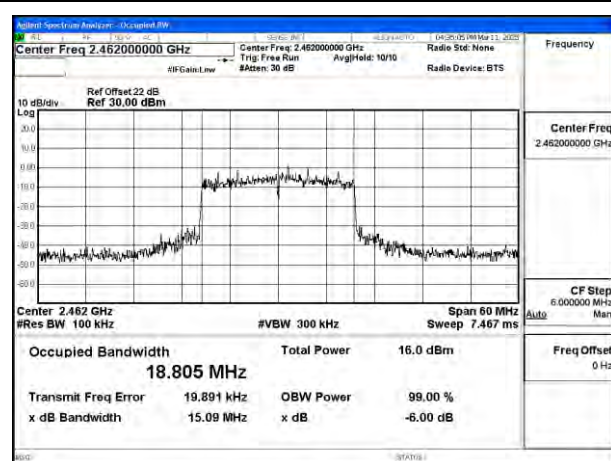
Test Mode: 802.11ax HE20



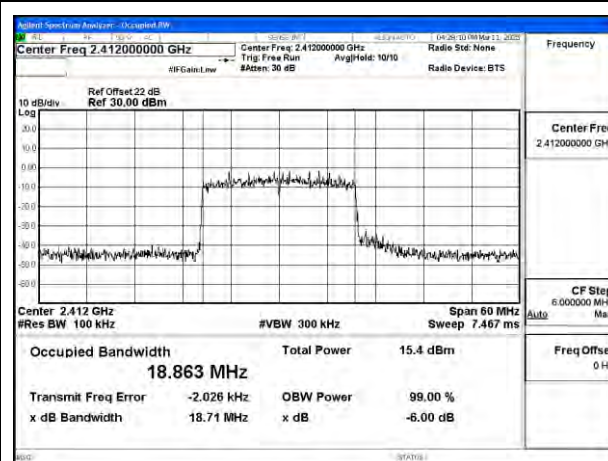
Mode:802.11ax HE20 Tone:242T  
Frequency:2412MHz Ant:Chain0



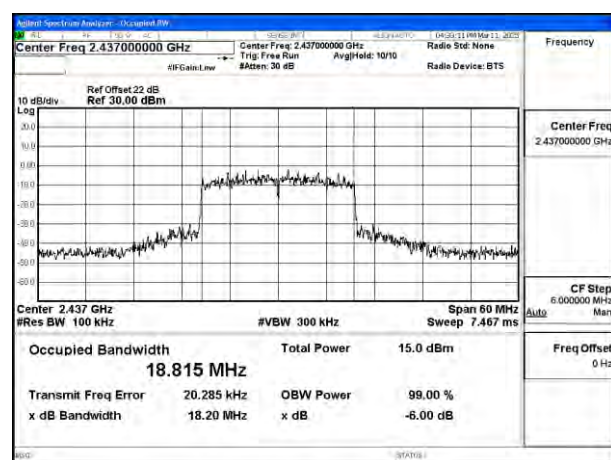
Mode:802.11ax HE20 Tone:242T  
Frequency:2437MHz Ant:Chain0



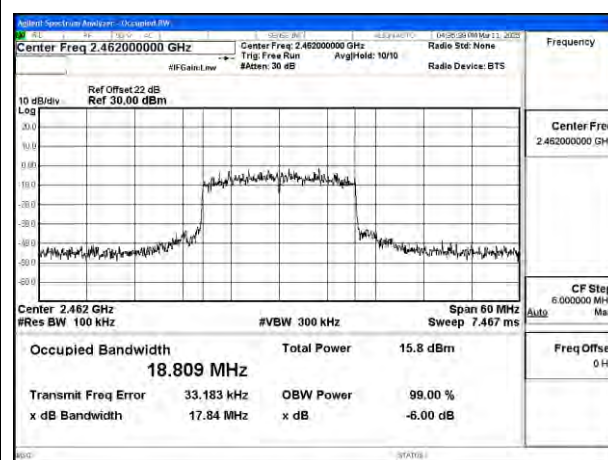
Mode:802.11ax HE20 Tone:242T  
Frequency:2462MHz Ant:Chain0



Mode:802.11ax HE20 Tone:242T  
Frequency:2412MHz Ant:Chain1



Mode:802.11ax HE20 Tone:242T



Mode:802.11ax HE20 Tone:242T



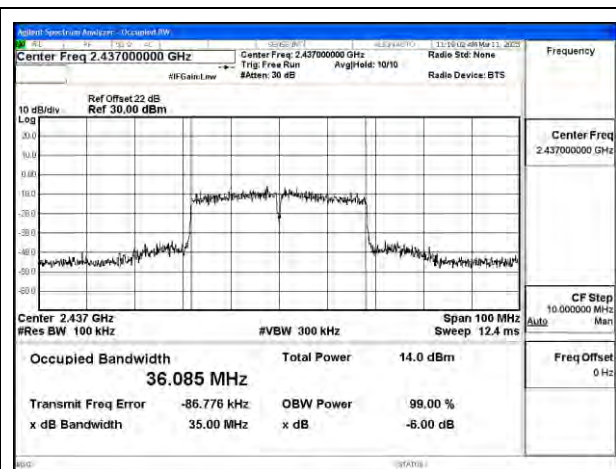
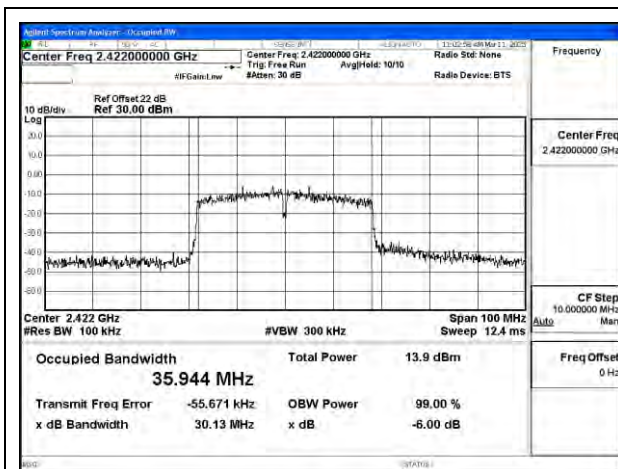
BUREAU  
VERITAS

Test Report No.: PSU-NQN2502170113RF09

Frequency:2437MHz Ant:Chain1

Frequency:2462MHz Ant:Chain1

Test Mode: 802.11n HT40

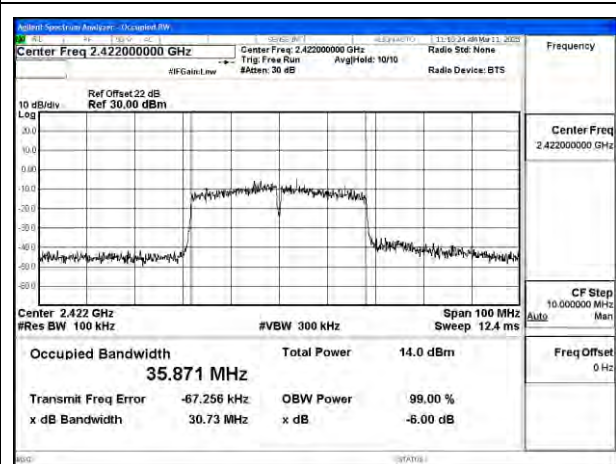
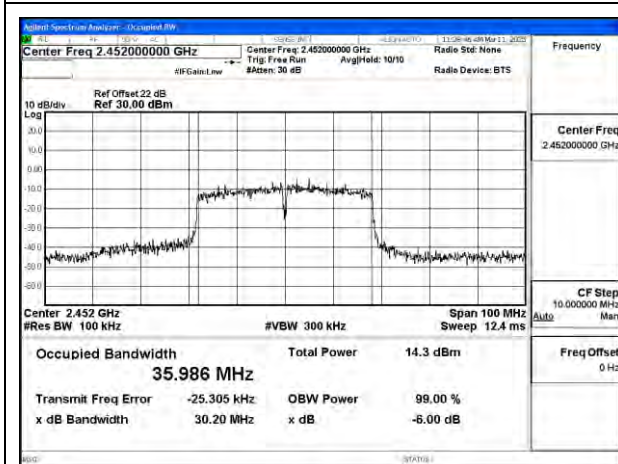


Mode:802.11n HT40 Frequency:2422MHz

Ant:Chain0

Mode:802.11n HT40 Frequency:2437MHz

Ant:Chain0

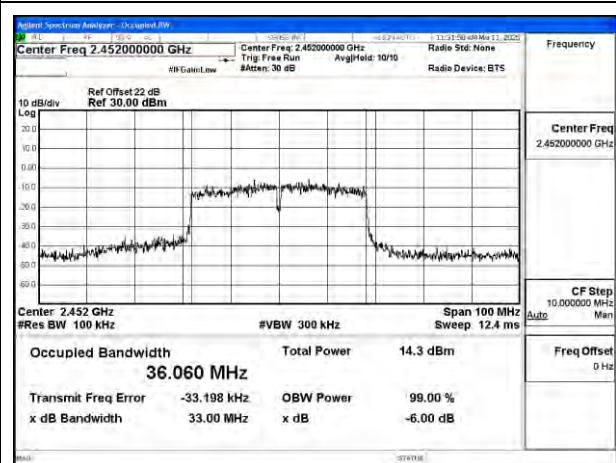
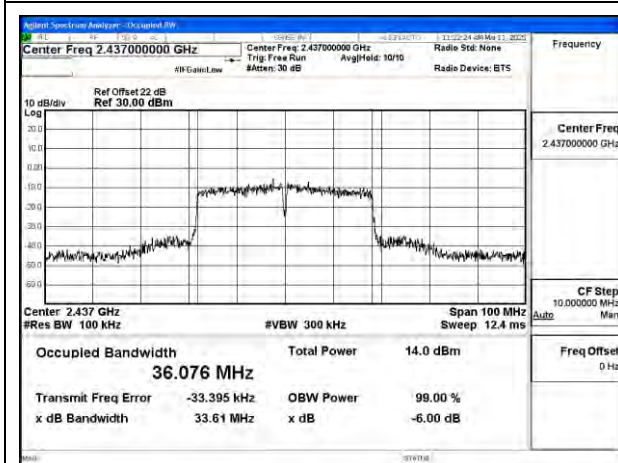


Mode:802.11n HT40 Frequency:2452MHz

Ant:Chain0

Mode:802.11n HT40 Frequency:2422MHz

Ant:Chain1





**BUREAU VERITAS** Test Report No.: PSU-NQN2502170113RF09

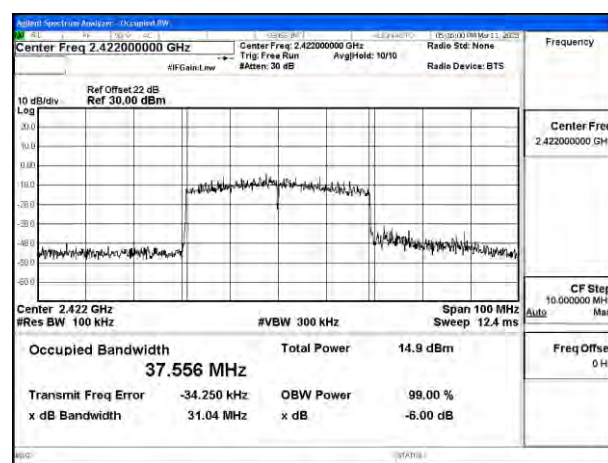
Mode:802.11n HT40 Frequency:2437MHz

Ant:Chain1

Mode:802.11n HT40 Frequency:2452MHz

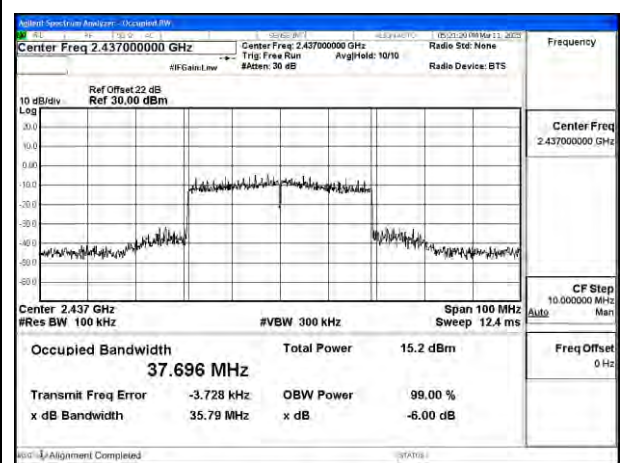
Ant:Chain1

Test Mode: 802.11ax HE40



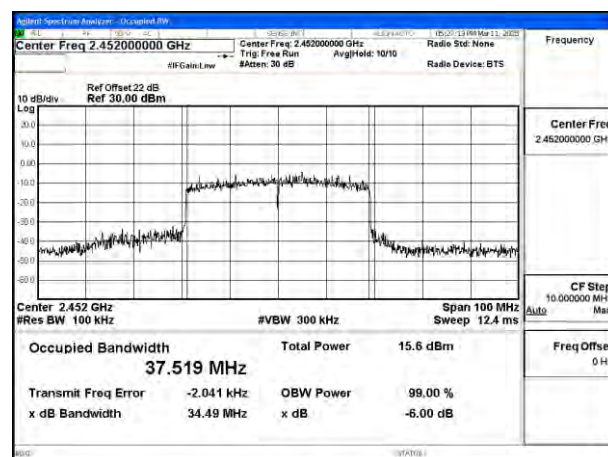
Mode:802.11ax HE40 Tone:484T

Frequency:2422MHz Ant:Chain0



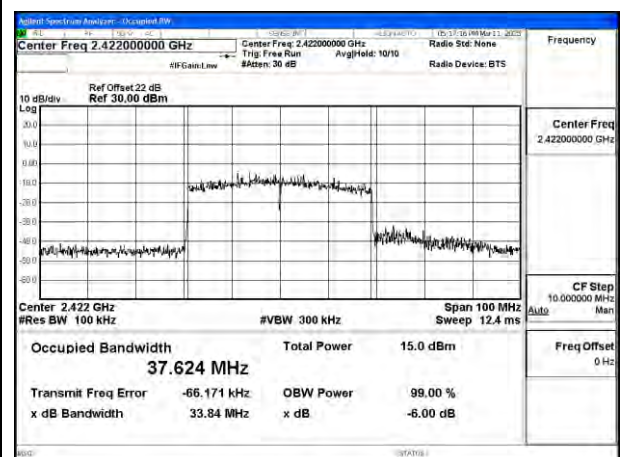
Mode:802.11ax HE40 Tone:484T

Frequency:2437MHz Ant:Chain0



Mode:802.11ax HE40 Tone:484T

Frequency:2452MHz Ant:Chain0



Mode:802.11ax HE40 Tone:484T

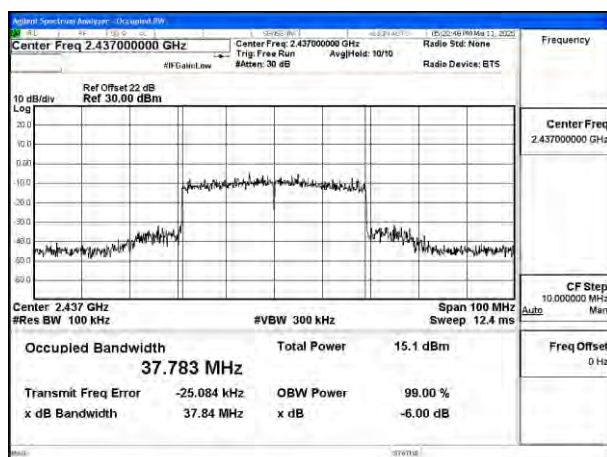
Frequency:2422MHz Ant:Chain1



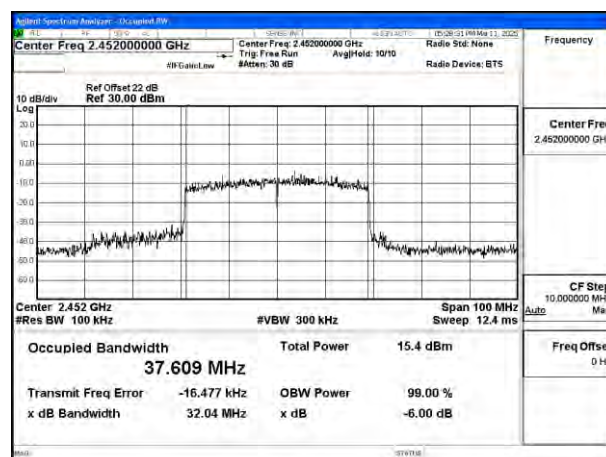


BUREAU  
VERITAS

# Test Report No.: PSU-NQN2502170113RF09

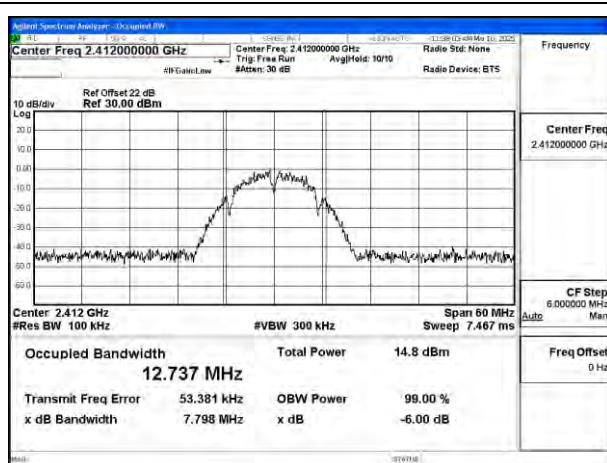


Mode:802.11ax HE40 Tone:484T  
Frequency:2437MHz Ant:Chain1

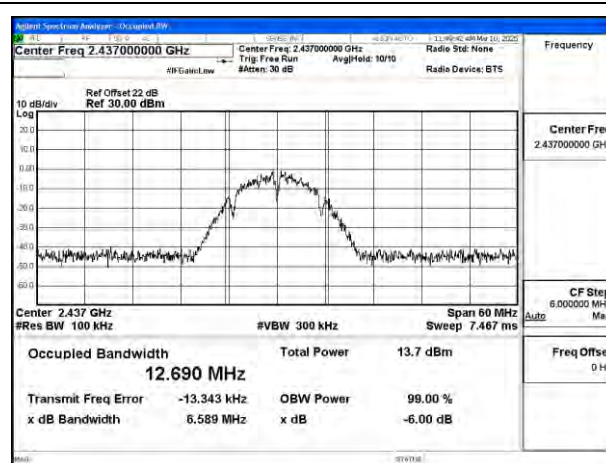


Mode:802.11ax HE40 Tone:484T  
Frequency:2452MHz Ant:Chain1

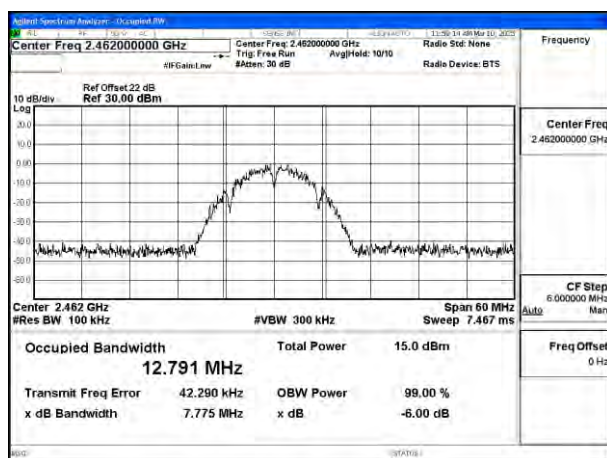
## Test Mode: 802.11b



Mode:802.11b Frequency:2412MHz Ant:Chain2



Mode:802.11b Frequency:2437MHz Ant:Chain2



Mode:802.11b Frequency:2462MHz Ant:Chain2

## Test Mode: 802.11g

Huarui 7layers High Technology  
(Suzhou) Co., Ltd.

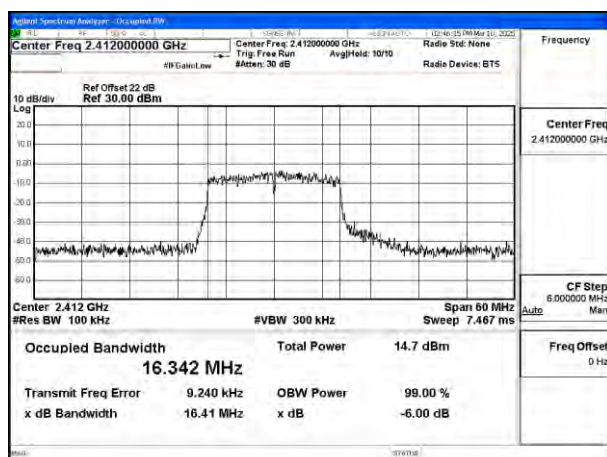
Tower N, Innovation Center, 88 Zuyi Road, High-tech  
District, Suzhou City, Anhui Province

Tel: +86 (0557) 368 1008

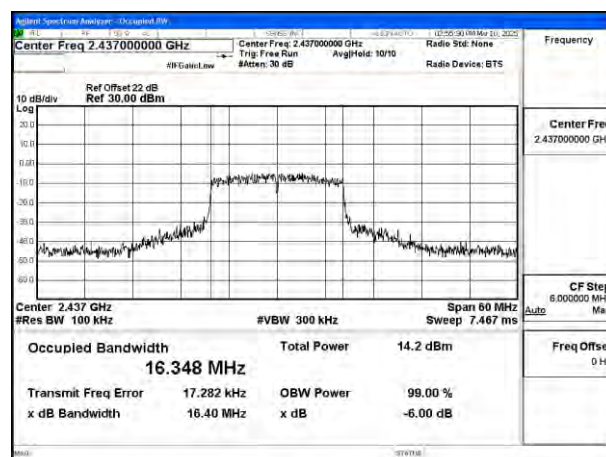


BUREAU  
VERITAS

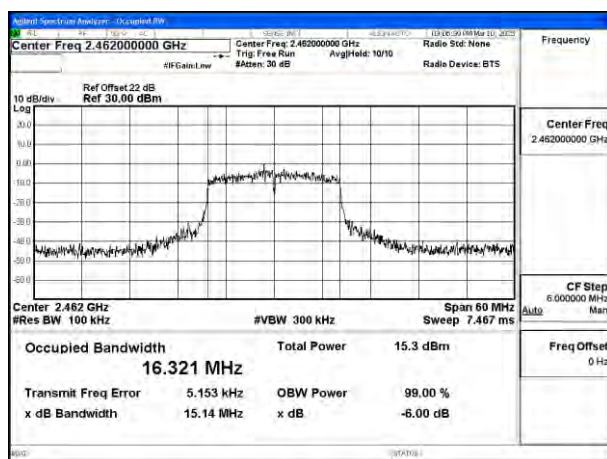
# Test Report No.: PSU-NQN2502170113RF09



Mode:802.11g Frequency:2412MHz Ant:Chain2

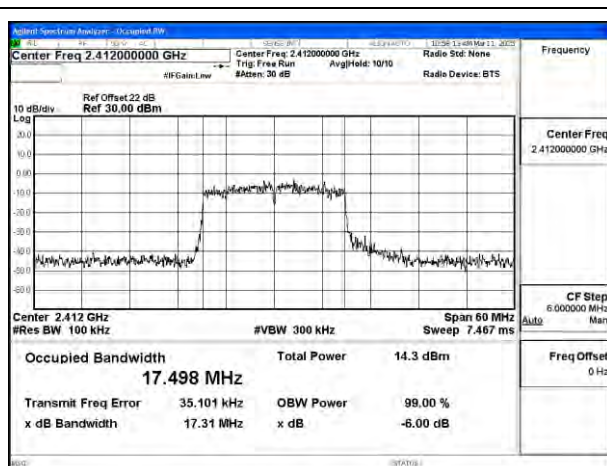


Mode:802.11g Frequency:2437MHz Ant:Chain2



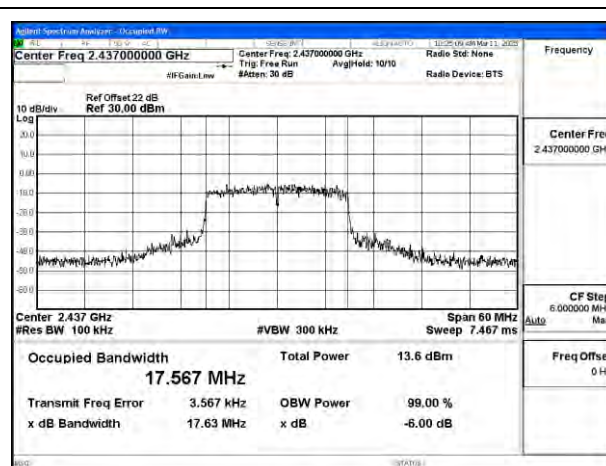
Mode:802.11g Frequency:2462MHz Ant:Chain2

## Test Mode: 802.11n HT20



Mode:802.11n HT20 Frequency:2412MHz

Ant:Chain2



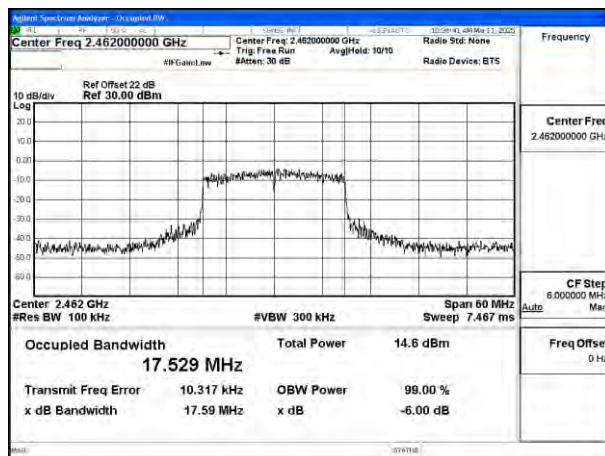
Mode:802.11n HT20 Frequency:2437MHz

Ant:Chain2



BUREAU  
VERITAS

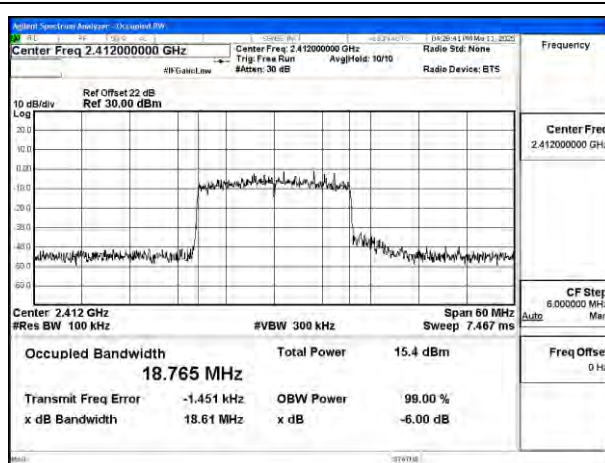
## Test Report No.: PSU-NQN2502170113RF09



Mode:802.11n HT20 Frequency:2462MHz

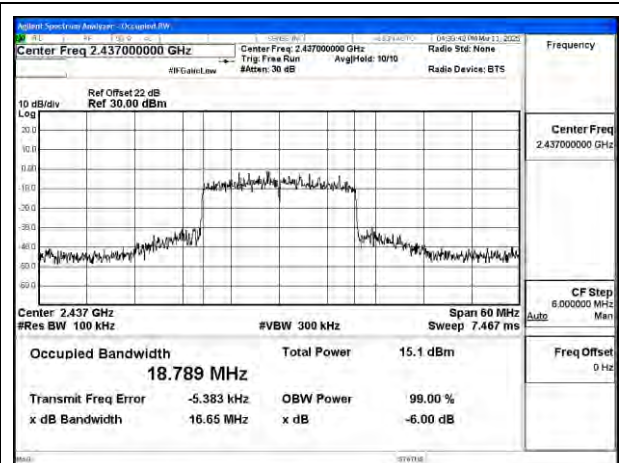
Ant:Chain2

### Test Mode: 802.11ax HE20



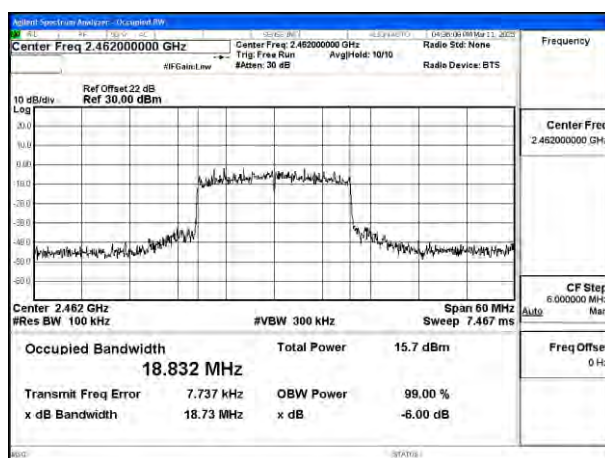
Mode:802.11ax HE20 Tone:242T

Frequency:2412MHz Ant:Chain2



Mode:802.11ax HE20 Tone:242T

Frequency:2437MHz Ant:Chain2



Mode:802.11ax HE20 Tone:242T

Huarui 7layers High Technology  
(Suzhou) Co., Ltd.

Tower N, Innovation Center, 88 Zuyi Road, High-tech  
District, Suzhou City, Anhui Province

Tel: +86 (0557) 368 1008



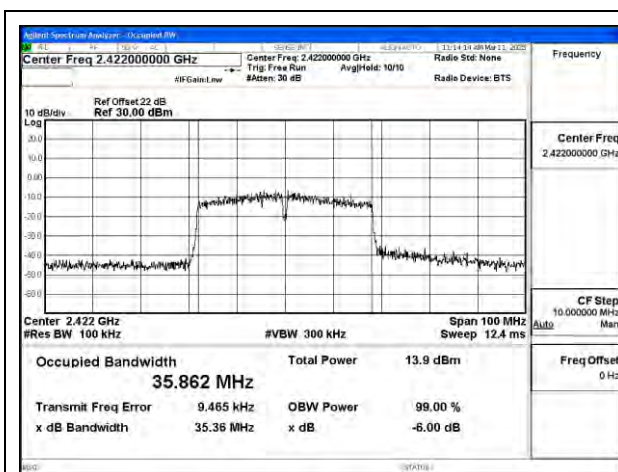


BUREAU  
VERITAS

# Test Report No.: PSU-NQN2502170113RF09

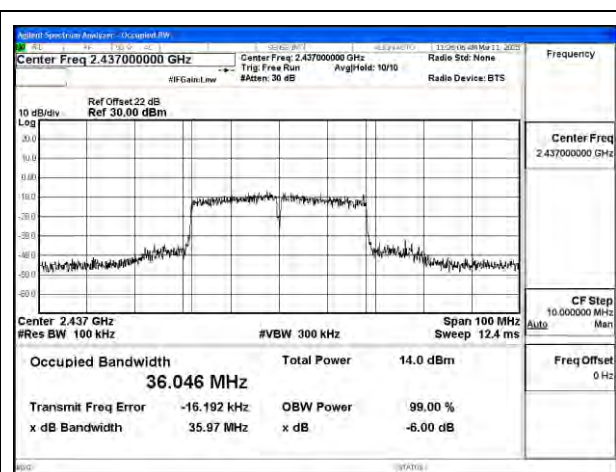
Frequency:2462MHz Ant:Chain2

Test Mode: 802.11n HT40



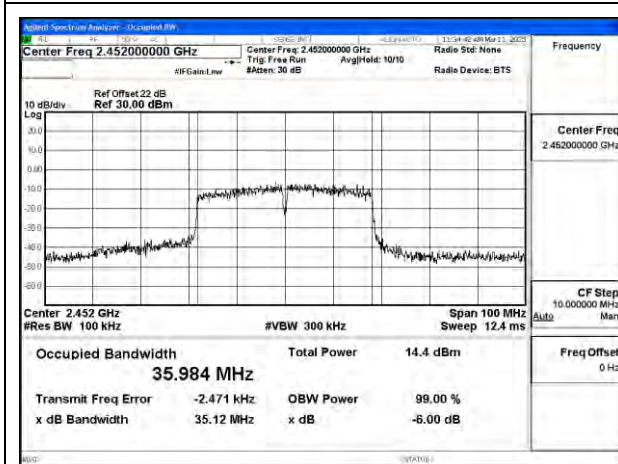
Mode:802.11n HT40 Frequency:2422MHz

Ant:Chain2



Mode:802.11n HT40 Frequency:2437MHz

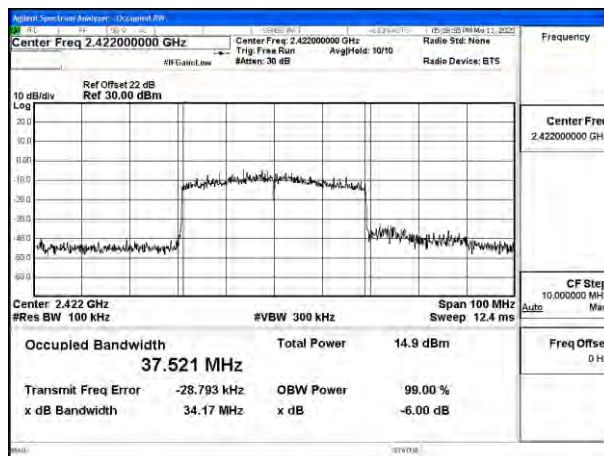
Ant:Chain2



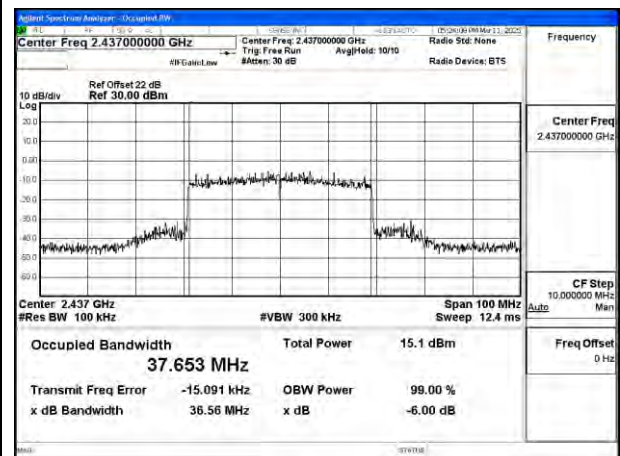
Mode:802.11n HT40 Frequency:2452MHz

Ant:Chain2

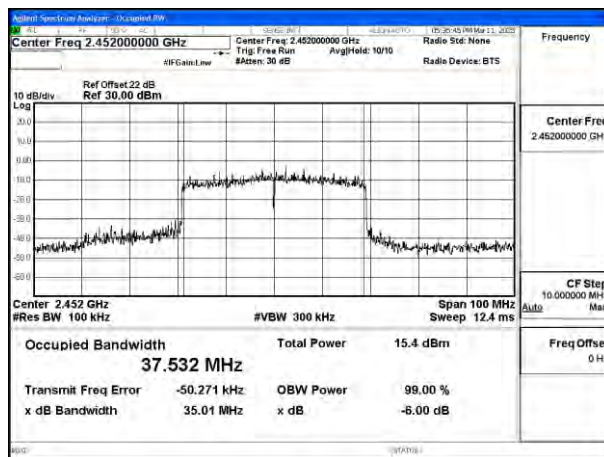
Test Mode: 802.11ax HE40



Mode:802.11ax HE40 Tone:484T  
Frequency:2422MHz Ant:Chain2



Mode:802.11ax HE40 Tone:484T  
Frequency:2437MHz Ant:Chain2



Mode:802.11ax HE40 Tone:484T  
Frequency:2452MHz Ant:Chain2

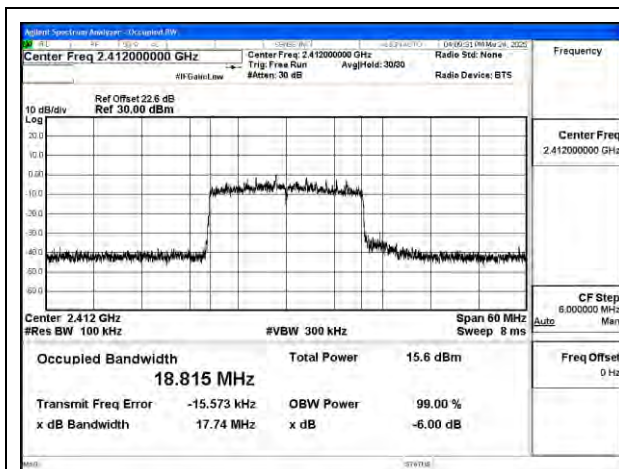




BUREAU  
VERITAS

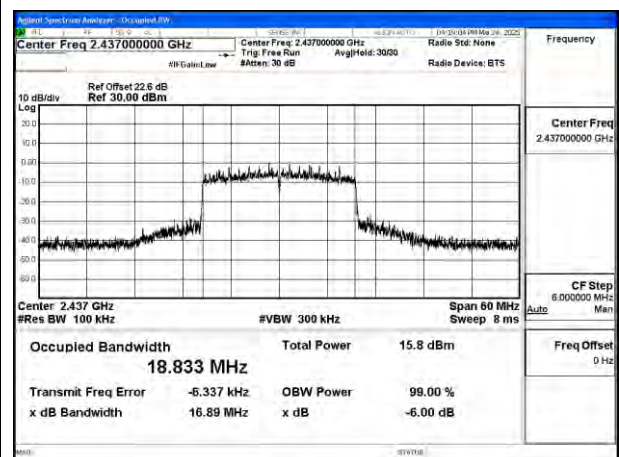
Test Report No.: PSU-NQN2502170113RF09

Test Mode: 802.11be EHT20



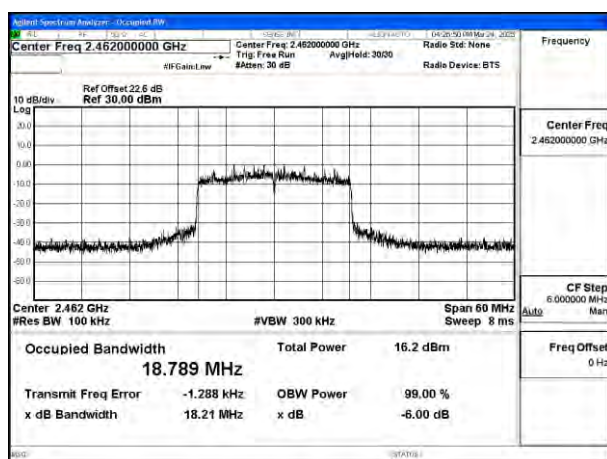
Mode:802.11be EHT20 Tone:242T

Frequency:2412MHz Ant:Chain0



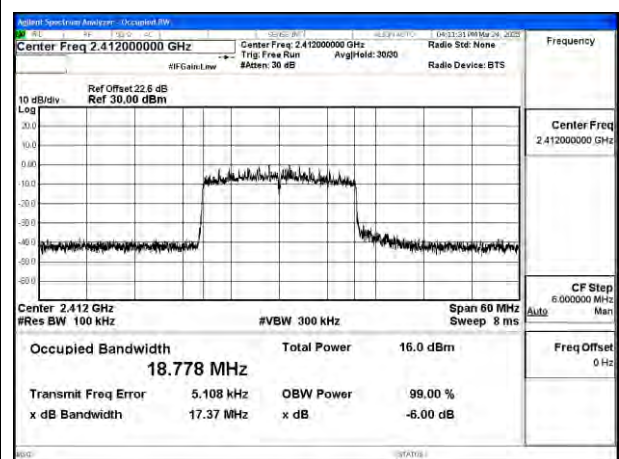
Mode:802.11be EHT20 Tone:242T

Frequency:2437MHz Ant:Chain0



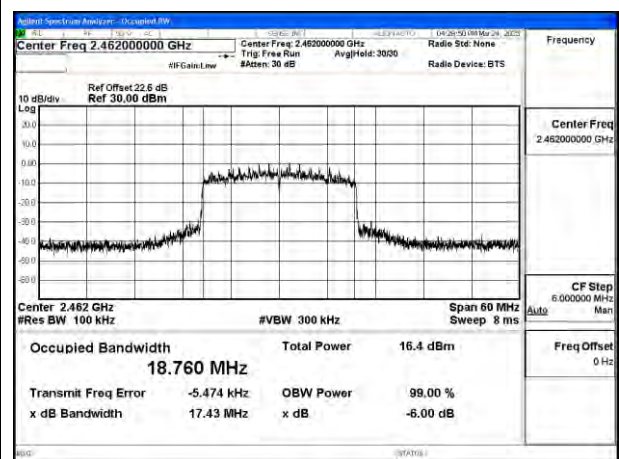
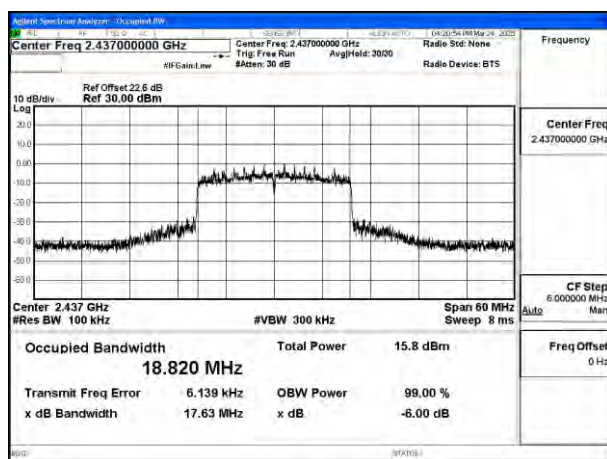
Mode:802.11be EHT20 Tone:242T

Frequency:2462MHz Ant:Chain0



Mode:802.11be EHT20 Tone:242T

Frequency:2412MHz Ant:Chain1



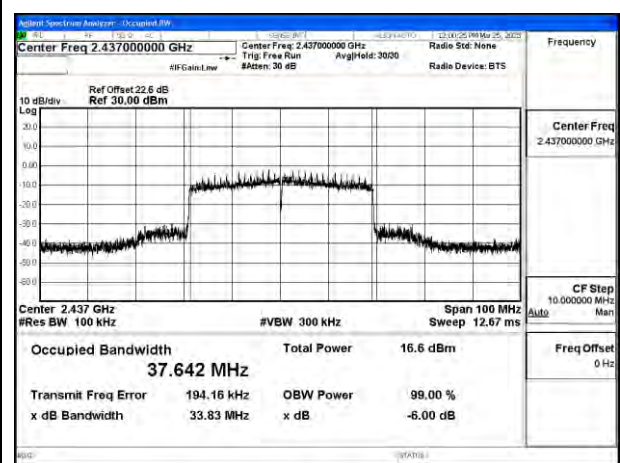
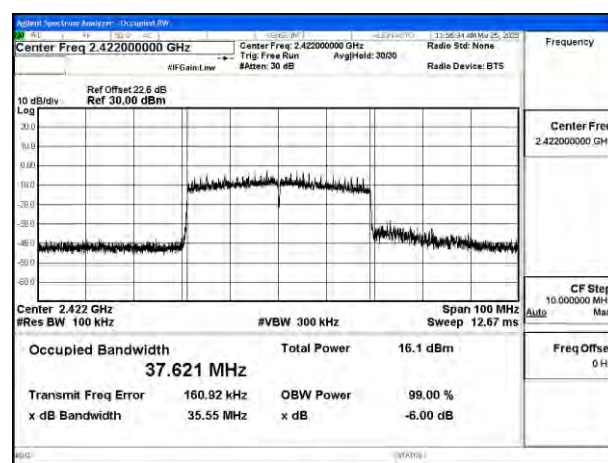


**BUREAU VERITAS** Test Report No.: PSU-NQN2502170113RF09

Mode:802.11be EHT20 Tone:242T  
Frequency:2437MHz Ant:Chain1

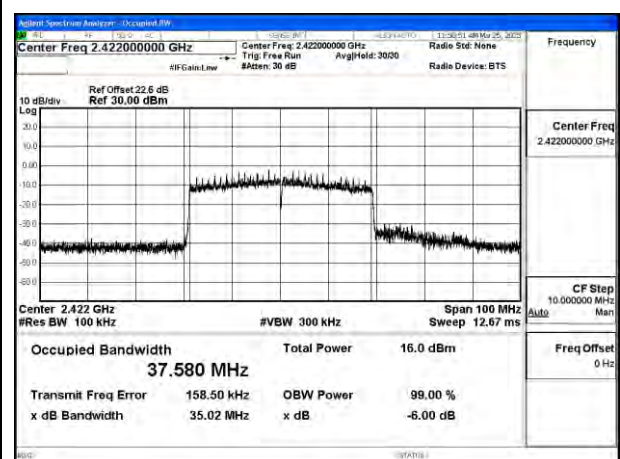
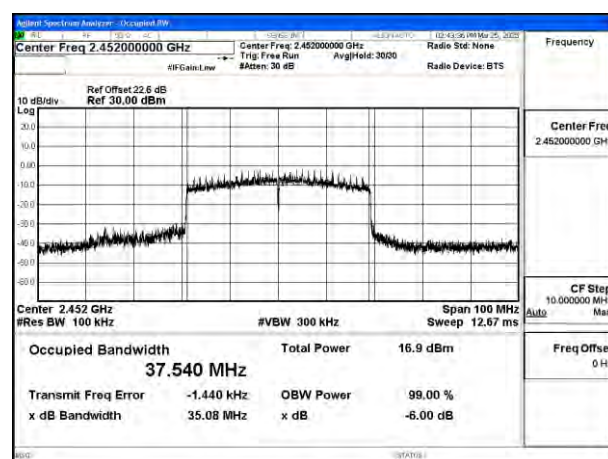
Mode:802.11be EHT20 Tone:242T  
Frequency:2462MHz Ant:Chain1

Test Mode: 802.11be EHT40



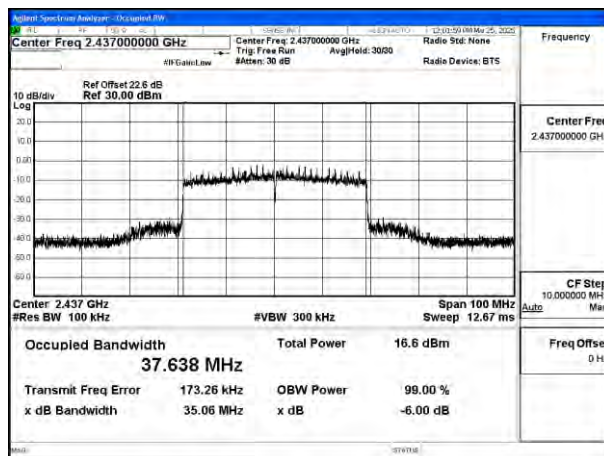
Mode:802.11be EHT40 Tone:484T  
Frequency:2422MHz Ant:Chain0

Mode:802.11be EHT40 Tone:484T  
Frequency:2437MHz Ant:Chain0

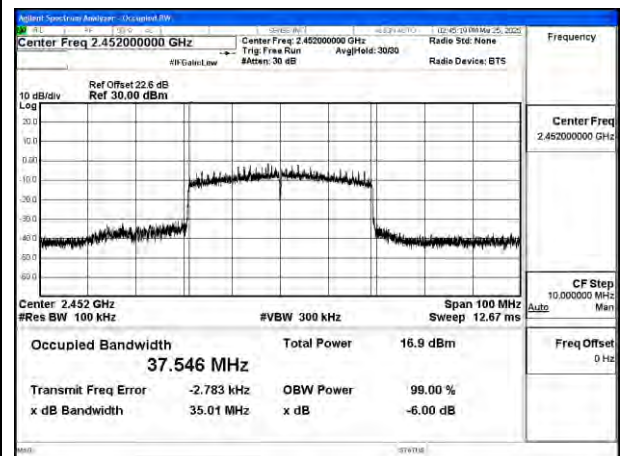


Mode:802.11be EHT40 Tone:484T  
Frequency:2452MHz Ant:Chain0

Mode:802.11be EHT40 Tone:484T  
Frequency:2422MHz Ant:Chain1



Mode:802.11be EHT40 Tone:484T  
Frequency:2437MHz Ant:Chain1



Mode:802.11be EHT40 Tone:484T  
Frequency:2452MHz Ant:Chain1



BUREAU  
VERITAS

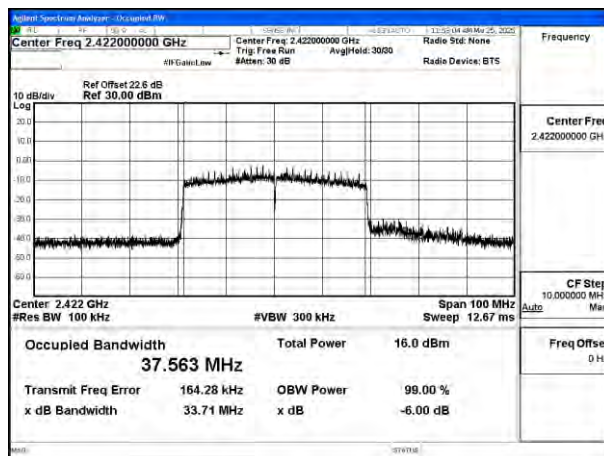
Test Report No.: PSU-NQN2502170113RF09

Test Mode: 802.11be EHT20

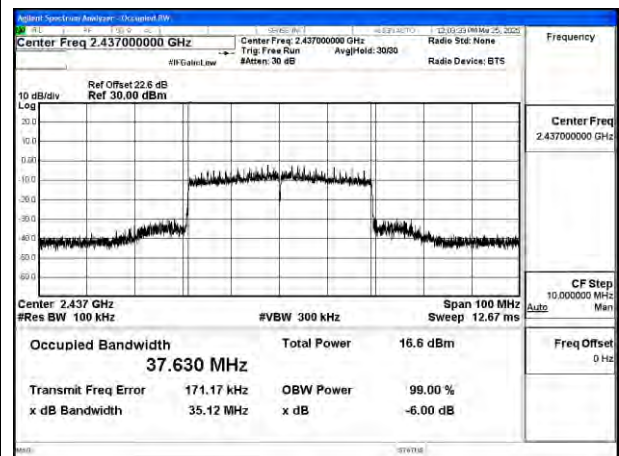
Mode:802.11be EHT20 Tone:242T Frequency:2412MHz Ant:Chain2	Mode:802.11be EHT20 Tone:242T Frequency:2437MHz Ant:Chain2
Mode:802.11be EHT20 Tone:242T Frequency:2462MHz Ant:Chain2	

Test Mode: 802.11be EHT40

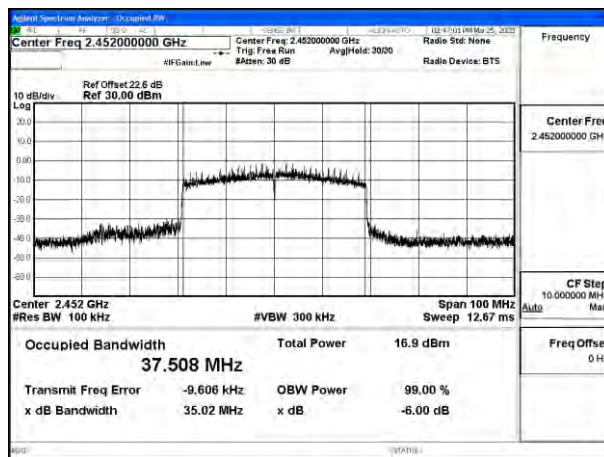




Mode:802.11be EHT40 Tone:484T  
Frequency:2422MHz Ant:Chain2



Mode:802.11be EHT40 Tone:484T  
Frequency:2437MHz Ant:Chain2



Mode:802.11be EHT40 Tone:484T  
Frequency:2452MHz Ant:Chain2



## DTS BANDWIDTH FOR RU

### TEST RESULT

Test Mode	Antenna	6 dB bandwidth (MHz)		
		Channel No.1	Channel No.6	Channel No.11
		2412MHz	2437MHz	2462MHz
802.11ax HE20 26T	Chain0	2.11	2.01	2.10
802.11ax HE20 26T	Chain1	2.02	16.96	2.00
802.11be EHT20 26T	Chain0	2.03	1.96	2.03
802.11be EHT20 26T	Chain1	2.10	16.99	2.04
Test Mode	Antenna	6 dB bandwidth (MHz)		
		Channel No.1	Channel No.6	Channel No.11
		2412MHz	2437MHz	2462MHz
802.11ax HE20 26T	Chain2	1.98	1.99	2.03
802.11be EHT20 26T	Chain2	1.99	2.01	2.03

Test Mode	Antenna	6 dB bandwidth (MHz)		
		Channel No.3	---	Channel No.9
		2422MHz	---	2452MHz
802.11ax HE40 26T	Chain0	2.09	---	2.09
802.11ax HE40 26T	Chain1	2.02	---	14.04
802.11be EHT40 26T	Chain0	1.99	---	16.51
802.11be EHT40 26T	Chain1	2.08	---	14.03



Test Report No.: PSU-NQN2502170113RF09

Test Mode	Antenna	6 dB bandwidth (MHz)		
		Channel No.3	---	Channel No.9
		2422MHz	---	2452MHz
802.11ax HE40 26T	Chain2	1.99	---	2.10
802.11be EHT40 26T	Chain2	1.90	---	2.01

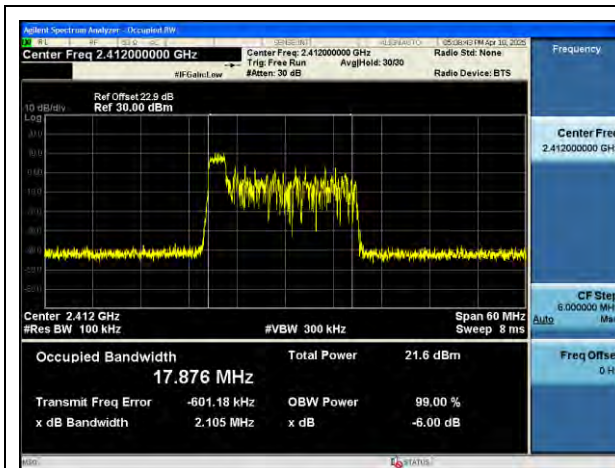


BUREAU  
VERITAS

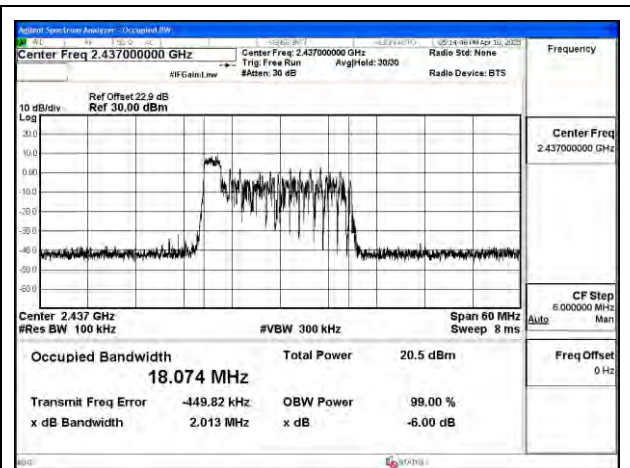
Test Report No.: PSU-NQN2502170113RF09

## TEST GRAPHS

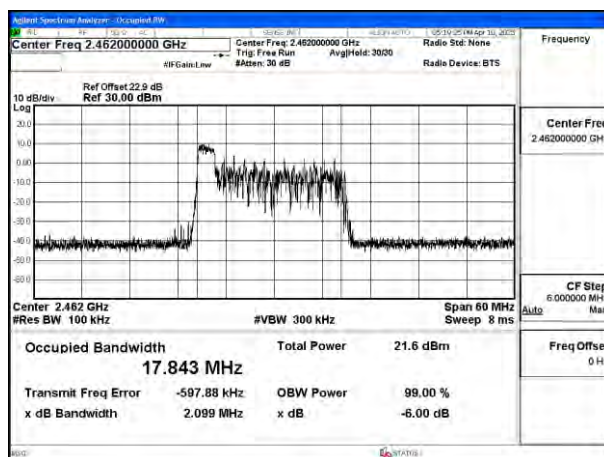
Test Mode: 802.11ax HE20 26T



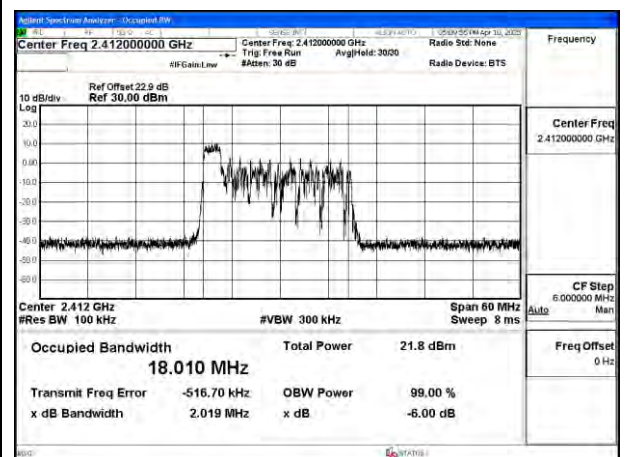
Mode:802.11ax HE20 26T Tone:242T  
Frequency:2412MHz Ant:Chain0



Mode:802.11ax HE20 26T Tone:242T  
Frequency:2437MHz Ant:Chain0



Mode:802.11ax HE20 26T Tone:242T  
Frequency:2462MHz Ant:Chain0



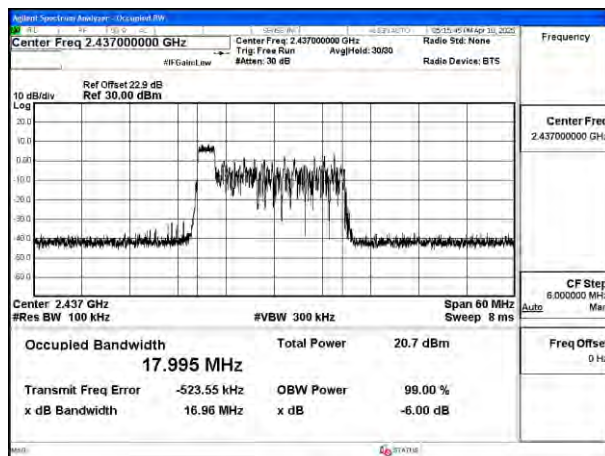
Mode:802.11ax HE20 26T Tone:242T  
Frequency:2412MHz Ant:Chain1



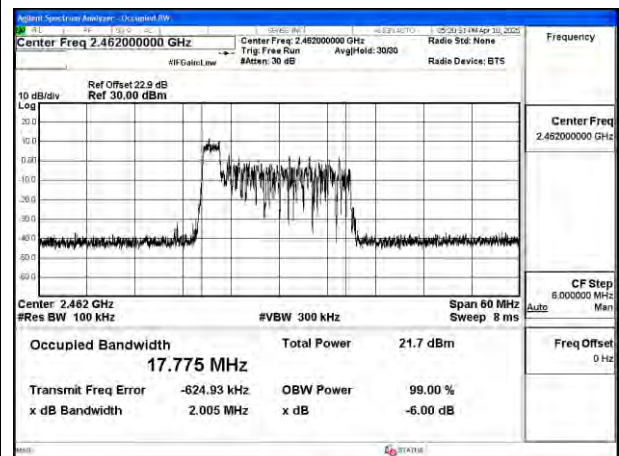


BUREAU  
VERITAS

Test Report No.: PSU-NQN2502170113RF09

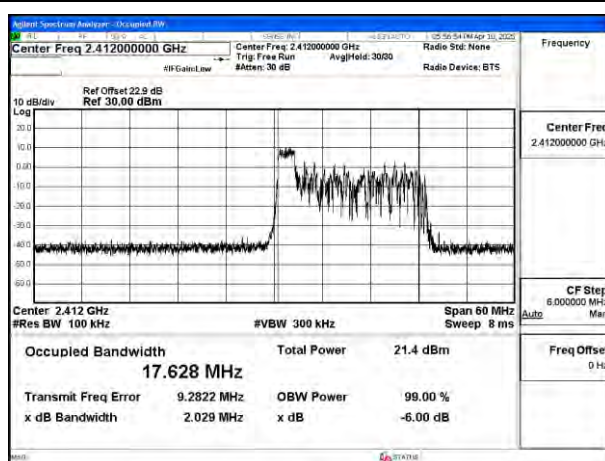


Mode:802.11ax HE20 26T Tone:242T  
Frequency:2437MHz Ant:Chain1

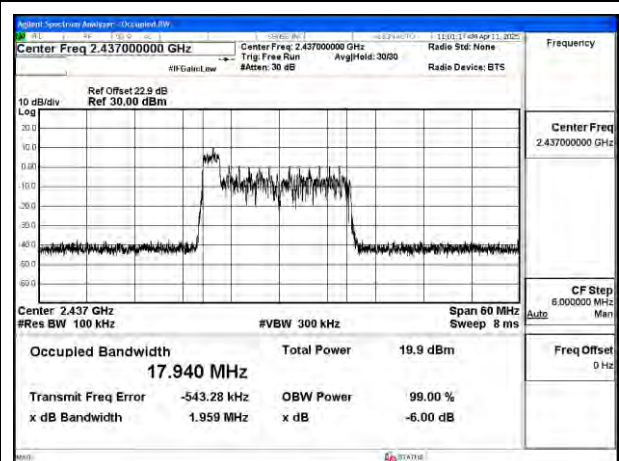


Mode:802.11ax HE20 26T Tone:242T  
Frequency:2462MHz Ant:Chain1

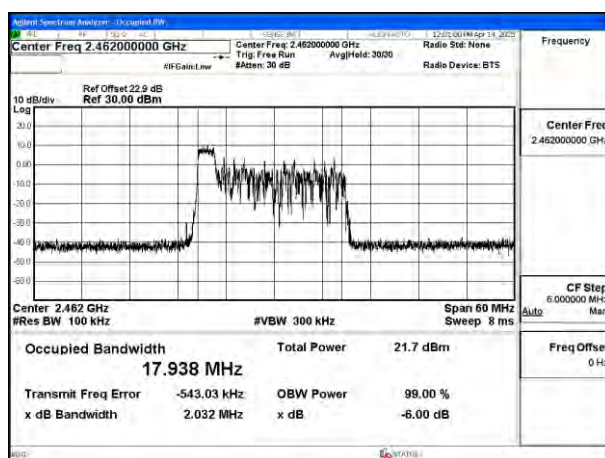
Test Mode: 802.11be EHT20 26T



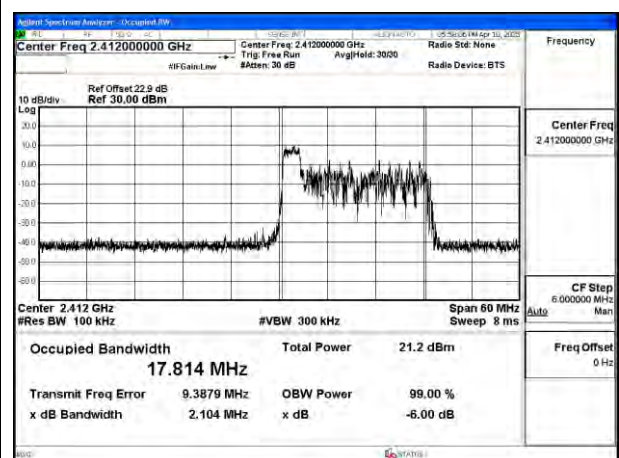
Mode:802.11be EHT20 26T Tone:242T  
Frequency:2412MHz Ant:Chain0



Mode:802.11be EHT20 26T Tone:242T  
Frequency:2437MHz Ant:Chain0



Mode:802.11be EHT20 26T Tone:242T



Mode:802.11be EHT20 26T Tone:242T

Huarui 7layers High Technology  
(Suzhou) Co., Ltd.

Tower N, Innovation Center, 88 Zuyi Road, High-tech  
District, Suzhou City, Anhui Province

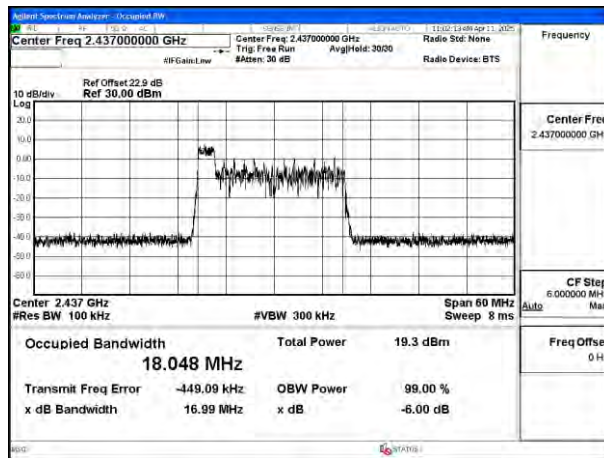
Tel: +86 (0557) 368 1008



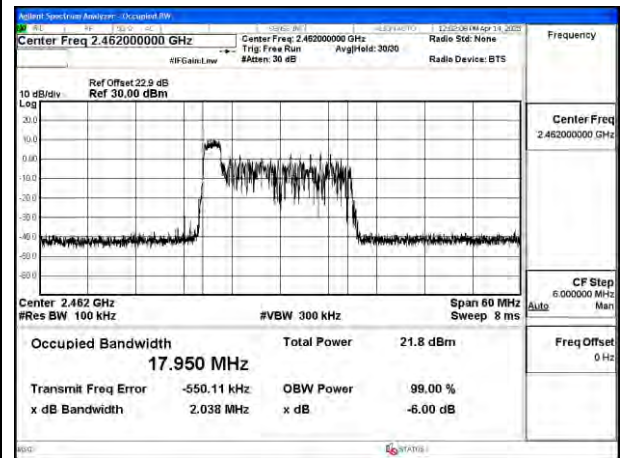
BUREAU  
VERITAS

Test Report No.: PSU-NQN2502170113RF09

Frequency:2462MHz Ant:Chain0



Frequency:2412MHz Ant:Chain1



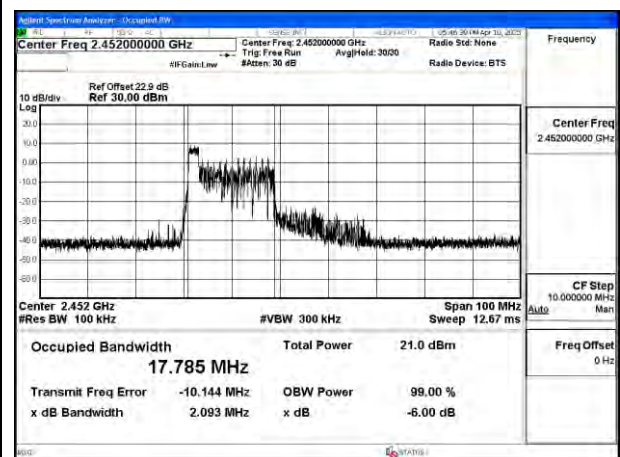
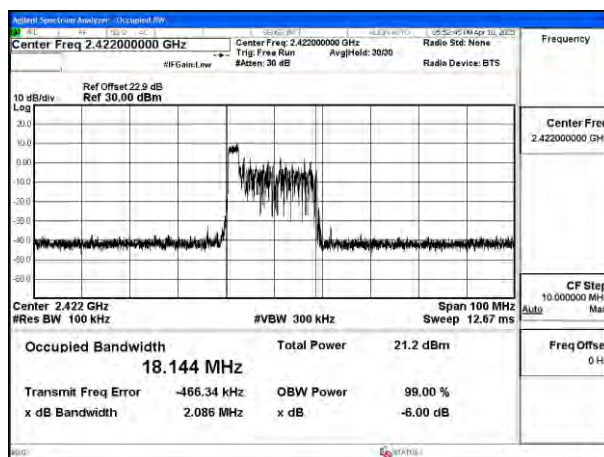
Mode:802.11be EHT20 26T Tone:242T

Frequency:2437MHz Ant:Chain1

Mode:802.11be EHT20 26T Tone:242T

Frequency:2462MHz Ant:Chain1

Test Mode: 802.11ax HE40 26T



Mode:802.11ax HE40 26T Tone:484T

Frequency:2422MHz Ant:Chain0

Mode:802.11ax HE40 26T Tone:484T

Frequency:2452MHz Ant:Chain0

