

FCC Test Report

Application No.: HKES130700164201
Applicant: S.E.M. INDUSTRIES
Address: 35/F., Tower A, Billion Centre
No.1 Wang Kwong Road, Kowloon Bay, Kowloon
Hong Kong

Product Information:

Product Description: Portable Boombox
Model: GB-5000-BTKFM3UC, GB-5000-BTF, GB-5000-BT, GB-5000, ISOUND-5427 ♣
♣ Please refer to section 2 of this report which indicates which item was actually tested and which were electrically identical.
Brand Name: S.E.M./ S-LOGO/ NIL/ SYSTEM.5/ S-DIGITAL/ S.E.M. AUDIO LABORATORIES/ iSound
Product Class : Low Power Communication Device – Transmitter (2.4 GHz)
FCC ID: 2AANA-SEM-GB5000
Requirement: CFR 47 FCC PART 15 SUBPART C, 2012
- Intentional Radiators.
Date of Receipt: 2013-07-09
Date of Test: 2013-07-18 to 2013-08-15
Date of Issue: 2013-08-16

Test Result :	PASS*
----------------------	--------------

* In the configuration tested, the EUT complied with the requirements for the relevant clauses of Federal Communications Commission Rules as specified above.

Authorized Signature:



LOKE Sai Kit, Wilson
Senior Manager

The manufacturer should ensure that all products in series production are in conformity with the product sample detailed in this report. If the product in this report is used in any configuration other than that detailed in the report, the manufacturer must ensure the new system complies with all relevant standards. Any mention of SGS IECC Limited or testing done by SGS IECC Limited in connection with, distribution or use of the product described in this report must be approved by SGS IECC Limited in writing.

This document is issued by the Company subject to its General Conditions of Service printed overleaf, available on request or accessible at www.sgs.com/terms_and_conditions.htm and, for electronic format documents, subject to Terms and Conditions for Electronic Documents at www.sgs.com/terms_e-document.htm. Attention is drawn to the limitation of liability, indemnification and jurisdiction issues defined therein. Any holder of this document is advised that information contained hereon reflects the Company's findings at the time of its intervention only and within the limits of Client's instructions, if any. The Company's sole responsibility is to its Client and this document does not exonerate parties to a transaction from exercising all their rights and obligations under the transaction documents. This document cannot be reproduced except in full, without prior written approval of the Company. Any unauthorized alteration, forgery or falsification of the content or appearance of this document is unlawful and offenders may be prosecuted to the fullest extent of the law.

Unless otherwise stated the results shown in this test report refer only to the sample(s) tested and such sample(s) are retained for 90 days only.

2 Test Summary

Test	Test Requirement	Test Method	Result
Conducted Emission (150KHz to 30MHz)	FCC PART 15, SUBPART C: 2012	ANSI C63.4:2009	PASS
Radiated Emission (9kMHz to 1GHz)	FCC PART 15, SUBPART C: 2012	ANSI C63.4:2009	PASS
Radiated Emission above 1 GHz	FCC PART 15, SUBPART C: 2012	ANSI C63.4:2009	PASS
Band edge / 20 dB Bandwidth	FCC PART 15, SUBPART C: 2012	ANSI C63.4:2009 Marker-Delta measurement	PASS
<p>♣ Item no.: GB-5000-BTKFM3UC, GB-5000-BTF, GB-5000-BT, GB-5000, ISOUND-5427</p> <p>According to the confirmation from the applicant, the above models are identical in all electrical aspects in relating to the circuit design, PCB layout and construction. The difference is the model number, trade name, colour, cosmetic outlook and sikscreen.</p> <p>Therefore only the item GB-5000-BTKFM3UC was tested in this report.</p>			

This document is issued by the Company subject to its General Conditions of Service printed overleaf, available on request or accessible at www.sgs.com/terms_and_conditions.htm and, for electronic format documents, subject to Terms and Conditions for Electronic Documents at www.sgs.com/terms_e-document.htm. Attention is drawn to the limitation of liability, indemnification and jurisdiction issues defined therein. Any holder of this document is advised that information contained hereon reflects the Company's findings at the time of its intervention only and within the limits of Client's instructions, if any. The Company's sole responsibility is to its Client and this document does not exonerate parties to a transaction from exercising all their rights and obligations under the transaction documents. This document cannot be reproduced except in full, without prior written approval of the Company. Any unauthorized alteration, forgery or falsification of the content or appearance of this document is unlawful and offenders may be prosecuted to the fullest extent of the law.

Unless otherwise stated the results shown in this test report refer only to the sample(s) tested and such sample(s) are retained for 90 days only.

3 Contents

	Page
1 COVER PAGE	1
2 TEST SUMMARY	2
3 CONTENTS	3
4 GENERAL INFORMATION.....	4
4.1 GENERAL DESCRIPTION OF EUT.....	4
4.2 DETAILS OF EUT	4
4.3 CONDITIONS OF EUT	4
4.4 DESCRIPTION OF SUPPORT UNITS.....	4
4.5 STANDARDS APPLICABLE FOR TESTING	4
4.6 TEST LOCATION.....	4
4.7 TEST FACILITY	5
4.8 DEVIATION FROM STANDARDS.....	5
4.9 ABNORMALITIES FROM STANDARD CONDITIONS	5
4.10 DECLARATION OF FAMILY GROUPING.....	5
4.11 ABBREVIATIONS	5
5 EQUIPMENTS USED DURING TEST.....	6
6 TEST RESULTS	8
6.1 CONDUCTED EMISSIONS MAINS TERMINALS, 150kHz TO 30MHz.....	8
6.1.1 EUT Operation	8
6.1.2 Test Setup and Procedure.....	9
6.1.3 Measurement Data	10
6.2 RADIATED EMISSIONS, 9kHz TO 1GHz	14
6.2.1 EUT Operation.....	14
6.2.2 Test Setup and Procedure.....	15
6.2.3 Measurement Data	16
6.3 RADIATED EMISSIONS ABOVE 1 GHz.....	18
6.3.1 EUT Operation.....	18
6.3.2 Test Setup and Procedure.....	19
6.3.3 Measurement Data	20
6.4 BAND EDGE / 20 dB BANDWIDTH.....	22
7 PHOTOGRAPHS	24
7.1 CONDUCT EMISSION TEST SETUP	24
7.2 RADIATED EMISSION TEST SETUP.....	24
7.3 EUT CONSTRUCTIONAL DETAILS	25

This document is issued by the Company subject to its General Conditions of Service printed overleaf, available on request or accessible at www.sgs.com/terms_and_conditions.htm and, for electronic format documents, subject to Terms and Conditions for Electronic Documents at www.sgs.com/terms_e-document.htm. Attention is drawn to the limitation of liability, indemnification and jurisdiction issues defined therein. Any holder of this document is advised that information contained hereon reflects the Company's findings at the time of its intervention only and within the limits of Client's instructions, if any. The Company's sole responsibility is to its Client and this document does not exonerate parties to a transaction from exercising all their rights and obligations under the transaction documents. This document cannot be reproduced except in full, without prior written approval of the Company. Any unauthorized alteration, forgery or falsification of the content or appearance of this document is unlawful and offenders may be prosecuted to the fullest extent of the law.

Unless otherwise stated the results shown in this test report refer only to the sample(s) tested and such sample(s) are retained for 90 days only.

4 General Information

4.1 General Description of EUT

EUT Name: Portable Boombox
Model: GB-5000-BTKFM3UC
Serial No.: --

4.2 Details of EUT

Power Supply: AC 120 to 9V DC adaptor: MLF-A00450902500D0041)
DC 9V (C battery x 6)
Power Cable: 2 wires unscreened adaptor output cable
Operating Frequency: 2402-2480MHz
Antenna Type: Integral antenna (2mm x 12mm on print circuit board)
Modulation Type: GFSK, $\pi/4$ -DQPSK and 8DPSK

4.3 Conditions of EUT

The received sample was under good condition.

4.4 Description of Support Units

The EUT has been tested with a Bluetooth Music player:

Description	Manufacturer	Model No.	Serial No.	FCC ID
iPod Touch	Apple	A1421	C3RJP8DPF4JW	BCG-A1421

4.5 Standards Applicable for Testing

CFR 47, FCC Part 15, Oct 2012
ANSI C63.4:2009

4.6 Test Location

All tests were performed at:

SGS IECC Limited (Member of the SGS Group (SGS SA))

Units 303-305, 3/F., 31 Lok Yip Road, On Lok Tsuen, Fanling, N.T., Hong Kong

Tel: +852 2305 2570 Fax: +852 2756 4480

4.7 Test Facility

Measurement facility located at Fanling (Hong Kong), placed on file with the FCC Pursuant to Section 2.948 of the FCC Rules (FCC Registration No. : 97774).

The test facility is recognized, certified, or accredited by the following organizations:

FCC – CAB Registration No.: 446297

Measurement facility located at Fanling (Hong Kong), accredited as a Conformity Assessment Body (CAB) and was designated by FCC to perform compliance testing on equipment subject to Declaration Of Conformity (DOC) and Certification under Part 15 and 18 of the Commission's Rules.

4.8 Deviation from Standards

None.

4.9 Abnormalities from Standard Conditions

None.

4.10 Declaration of Family Grouping

None.

4.11 Abbreviations

N/A: Not Applicable

EUT: Equipment Under Test

5 Equipments Used during Test

Conducted Emission				
Equipment	Manufacturer	Model / Serial No.	Cal. Date	Cal. Due Date
Test Receiver	Rohde & Schwarz	ESHS 30 / 839667/002	2012-11-19	2013-11-18
Artificial Mains Network (LISN)	Schwarzbeck	NSLK 8127 / 8127312	2013-04-17	2014-04-16
Impulse Limiter	Rohde & Schwarz	ESH-3-Z2 / 375881052	2013-01-21	2015-01-20

Radiated Emission				
Equipment	Manufacturer	Model / Serial No.	Cal. Date	Cal. Due Date
3m Semi-Anechoic Chamber (pre-test)	--	--	--	--
3m / 10m Open Area Test Site	--	--	2012-02-24	2015-02-23
Test Receiver	Rohde & Schwarz	ESCS 30 / 100388	2012-11-19	2013-11-18
Spectrum Analyzer	Rohde & Schwarz	FSP 30 / 101474	2012-08-16	2013-08-15
Spectrum Analyzer 100Hz – 26.5GHz	Advantest	R3273 / 120301765	2013-07-11	2014-07-10
Loop antenna	Rohde & Schwarz	HFH2-Z2	2012-10-11	2014-10-10
Antenna 30-1000MHz	Schaffner	CBL6111C / 2791	2012-10-11	2014-10-10
Horn Antenna 1-18GHz	Schwarzbeck	BBHA9120D / 9120D-1070	2012-11-13	2014-11-12
Horn Antenna 15-26.5GHz	Schwarzbeck	BBHA9170 / 9170-492	2012-11-12	2014-11-11
Preamplifier 10MHz – 6GHz	Schwarzbeck	BBV9743 / 9743-052	2012-11-13	2014-11-12
Preamplifier 1-18GHz	Schwarzbeck	BBV9718 / 9718-223	2012-11-13	2014-11-12
Preamplifier 18- 26.5GHz	Schwarzbeck	BBV9719 / 9719-019	2012-11-13	2014-11-12

This document is issued by the Company subject to its General Conditions of Service printed overleaf, available on request or accessible at www.sgs.com/terms_and_conditions.htm and, for electronic format documents, subject to Terms and Conditions for Electronic Documents at www.sgs.com/terms_e-document.htm. Attention is drawn to the limitation of liability, indemnification and jurisdiction issues defined therein. Any holder of this document is advised that information contained hereon reflects the Company's findings at the time of its intervention only and within the limits of Client's instructions, if any. The Company's sole responsibility is to its Client and this document does not exonerate parties to a transaction from exercising all their rights and obligations under the transaction documents. This document cannot be reproduced except in full, without prior written approval of the Company. Any unauthorized alteration, forgery or falsification of the content or appearance of this document is unlawful and offenders may be prosecuted to the fullest extent of the law.

Unless otherwise stated the results shown in this test report refer only to the sample(s) tested and such sample(s) are retained for 90 days only.

Coaxial Cable	--	E167	2013-06-28	2014-06-27
RF Cable	HUBER+SUHNER	E207	2012-11-14	2013-11-13
Antenna Mast System	Schwarzbeck	AM9104 / -	--	--
Turntable with Controller	Drehtisch	DT312 / -	--	--

General Use Equipment				
Equipment	Manufacturer	Model / Serial No.	Cal. Date	Cal. Due Date
Digital Multimeter	Fluke	189 / 83640020	2013-04-10	2014-04-09
Temperature / Humidity meter	-	E158	2012-10-15	2013-10-14

This document is issued by the Company subject to its General Conditions of Service printed overleaf, available on request or accessible at www.sgs.com/terms_and_conditions.htm and, for electronic format documents, subject to Terms and Conditions for Electronic Documents at www.sgs.com/terms_e-document.htm. Attention is drawn to the limitation of liability, indemnification and jurisdiction issues defined therein. Any holder of this document is advised that information contained hereon reflects the Company's findings at the time of its intervention only and within the limits of Client's instructions, if any. The Company's sole responsibility is to its Client and this document does not exonerate parties to a transaction from exercising all their rights and obligations under the transaction documents. This document cannot be reproduced except in full, without prior written approval of the Company. Any unauthorized alteration, forgery or falsification of the content or appearance of this document is unlawful and offenders may be prosecuted to the fullest extent of the law.

Unless otherwise stated the results shown in this test report refer only to the sample(s) tested and such sample(s) are retained for 90 days only.

6 Test Results

6.1 Conducted Emissions Mains Terminals, 150kHz to 30MHz

Test Requirement: FCC Part15 B
Test Method: ANSI C63.4
Test Date: 2013-07-18
Frequency Range: 150kHz to 30MHz
Class / Severity: Class B
Detector: Peak for pre-scan (9kHz Resolution Bandwidth)
Quasi-Peak if maximised peak within 6dB of Quasi-Peak limit
Limit:

Frequency range MHz	Class B Limits dB (µV)	
	Quasi-peak	Average
0.15 to 0.50	66 to 56	56 to 46
0.50 to 5	56	46
5 to 30	60	50
Note: 1) The limit decreases linearly with the logarithm of the frequency in the range 0.15 MHz to 0.50 MHz. 2) The lower limit is applicable at the transition frequency.		

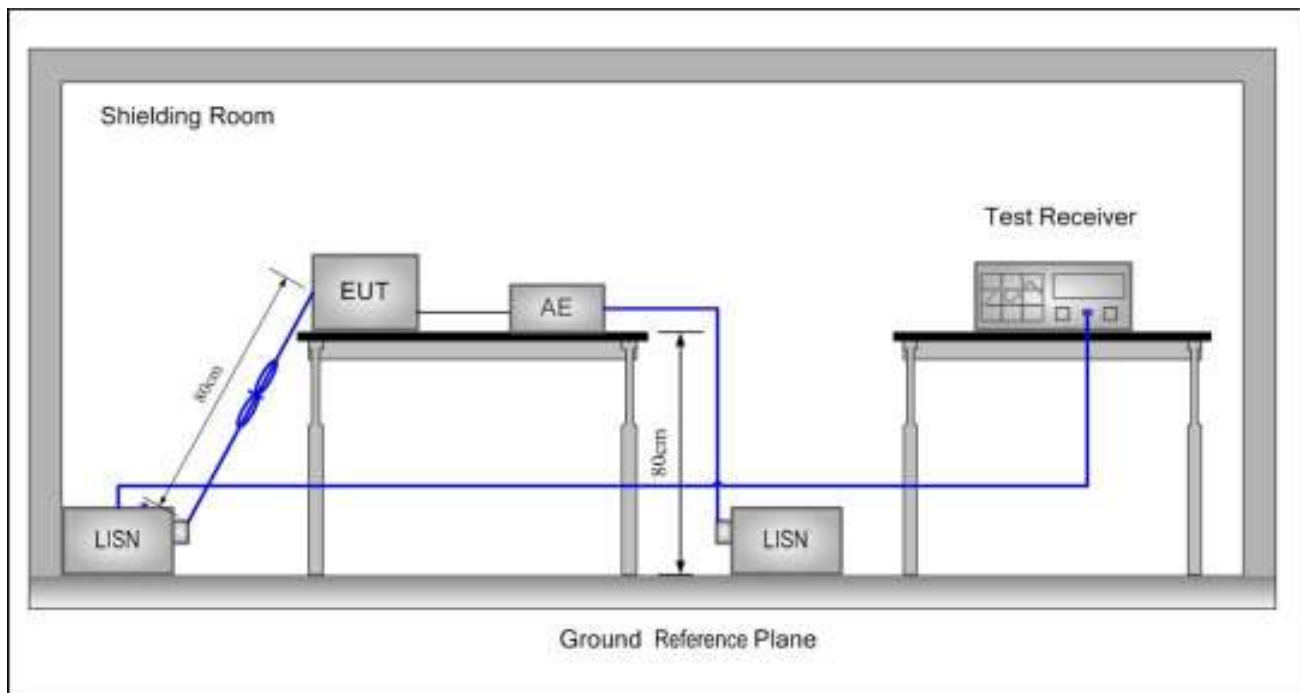
6.1.1 EUT Operation

Operating Environment:
Temperature: 25 °C Humidity: 45% RH

EUT Operation: Pre-test with Peak detector with the following mode(s):
1: Transmission with GFSK
2: Transmission with Π/4-DQPSK;
3: Transmission with 8DPSK;

Final test with Quasi-Peak and Avearge detector with the following mode(s):
1: Transmission with GFSK

6.1.2 Test Setup and Procedure



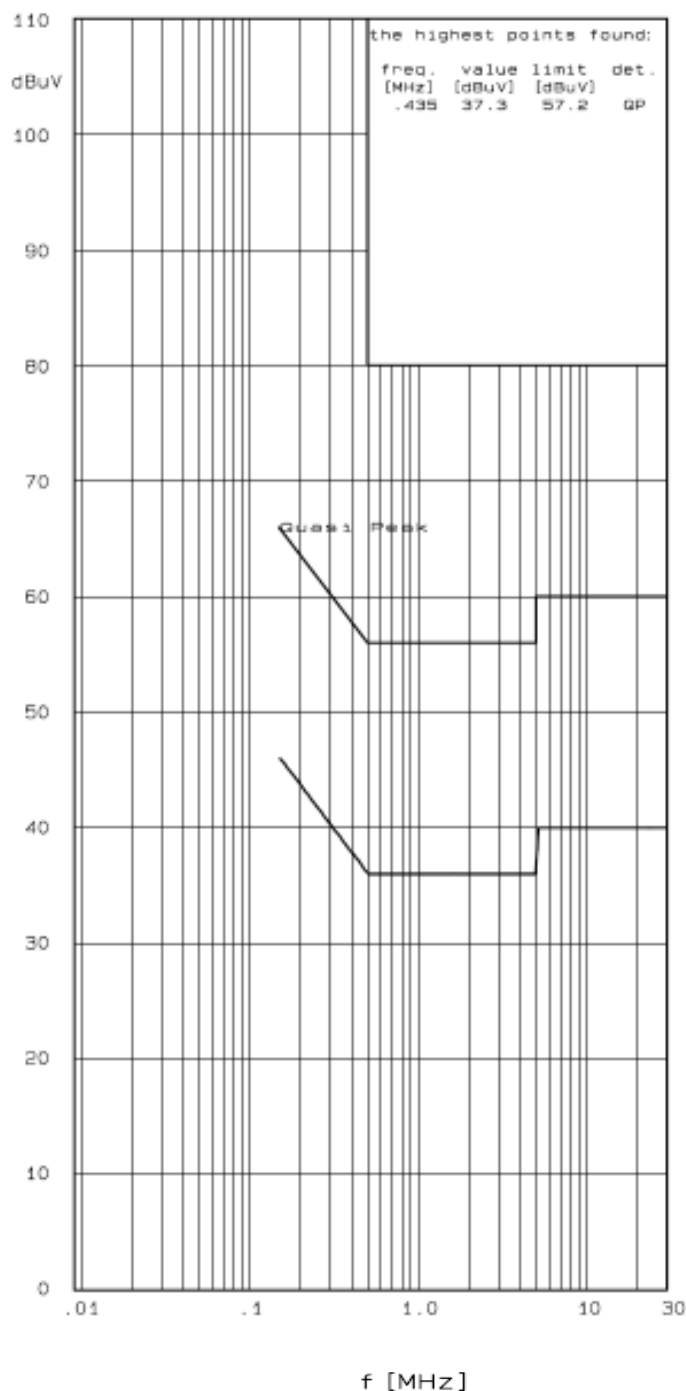
1. The mains terminal conducted emission test was conducted in a shielded room.
2. The EUT was connected to AC power source through a LISN (Line Impedance Stabilization Network) which provides a $50\Omega/50\mu\text{H} + 5\Omega$ linear impedance. For Load terminal voltage measurement, a voltage probe was used on the load terminals. Measurement at control terminals were carried out by means of an impedance stabilization network (ISN). The ISN was bounded to ground.
3. The tabletop EUT was placed upon a non-metallic table 0.8m above the ground reference plane. And for floor-standing arrangement, the EUT was placed on the horizontal ground reference plane, but separated from metallic contact with the ground reference plane by 0.1m of insulation.
4. The EUT kept a distance of at least 0.8m from any other earthed conducting surface. The Artificial Mains Network was situated at a distance of 0.8m from the EUT. The mains lead of EUT excess 0.8m was folded back and forth parallel to the lead so as to form a horizontal bundle with a length between 0.3m and 0.4m.

This document is issued by the Company subject to its General Conditions of Service printed overleaf, available on request or accessible at www.sgs.com/terms_and_conditions.htm and, for electronic format documents, subject to Terms and Conditions for Electronic Documents at www.sgs.com/terms_e-document.htm. Attention is drawn to the limitation of liability, indemnification and jurisdiction issues defined therein. Any holder of this document is advised that information contained hereon reflects the Company's findings at the time of its intervention only and within the limits of Client's instructions, if any. The Company's sole responsibility is to its Client and this document does not exonerate parties to a transaction from exercising all their rights and obligations under the transaction documents. This document cannot be reproduced except in full, without prior written approval of the Company. Any unauthorized alteration, forgery or falsification of the content or appearance of this document is unlawful and offenders may be prosecuted to the fullest extent of the law.

Unless otherwise stated the results shown in this test report refer only to the sample(s) tested and such sample(s) are retained for 90 days only.

6.1.3 Measurement Data

Live Line:

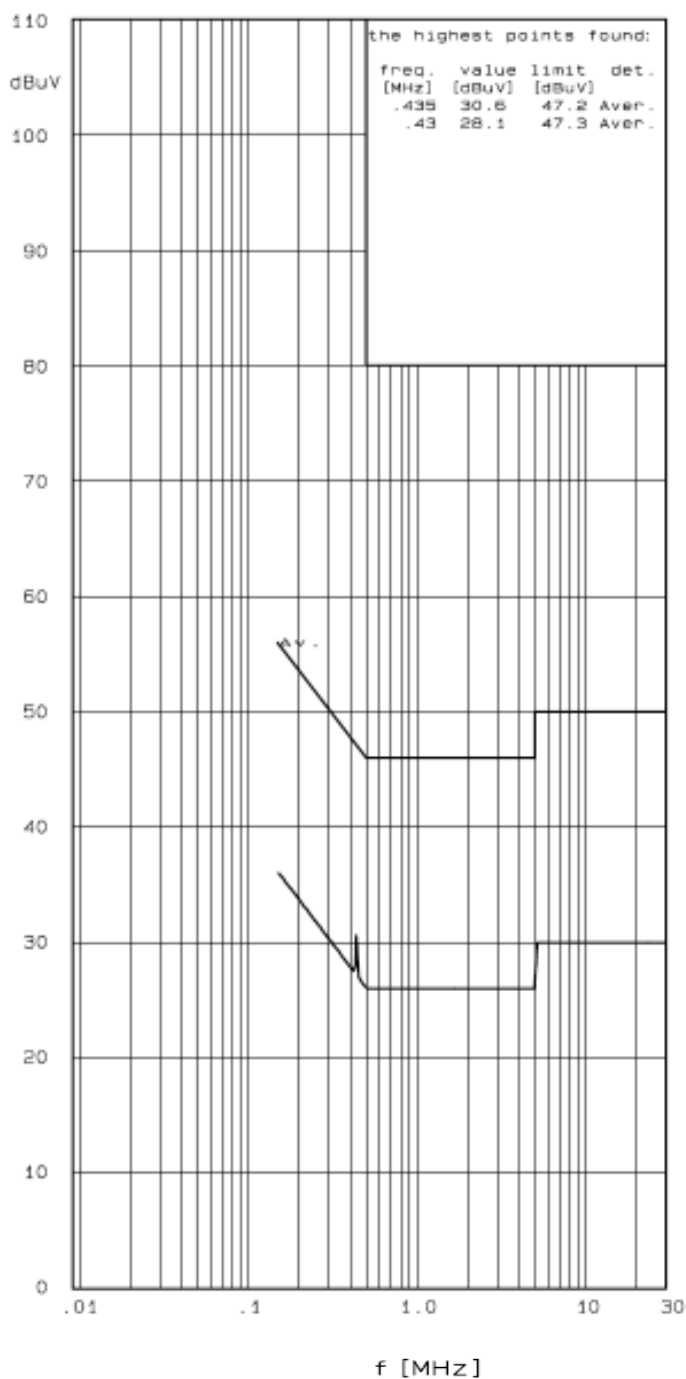


This document is issued by the Company subject to its General Conditions of Service printed overleaf, available on request or accessible at www.sgs.com/terms_and_conditions.htm and, for electronic format documents, subject to Terms and Conditions for Electronic Documents at www.sgs.com/terms_e-document.htm. Attention is drawn to the limitation of liability, indemnification and jurisdiction issues defined therein. Any holder of this document is advised that information contained herein reflects the Company's findings at the time of its intervention only and within the limits of Client's instructions, if any. The Company's sole responsibility is to its Client and this document does not exonerate parties to a transaction from exercising all their rights and obligations under the transaction documents. This document cannot be reproduced except in full, without prior written approval of the Company. Any unauthorized alteration, forgery or falsification of the content or appearance of this document is unlawful and offenders may be prosecuted to the fullest extent of the law.

Unless otherwise stated the results shown in this test report refer only to the sample(s) tested and such sample(s) are retained for 90 days only.

Live Line:

Average measurement:



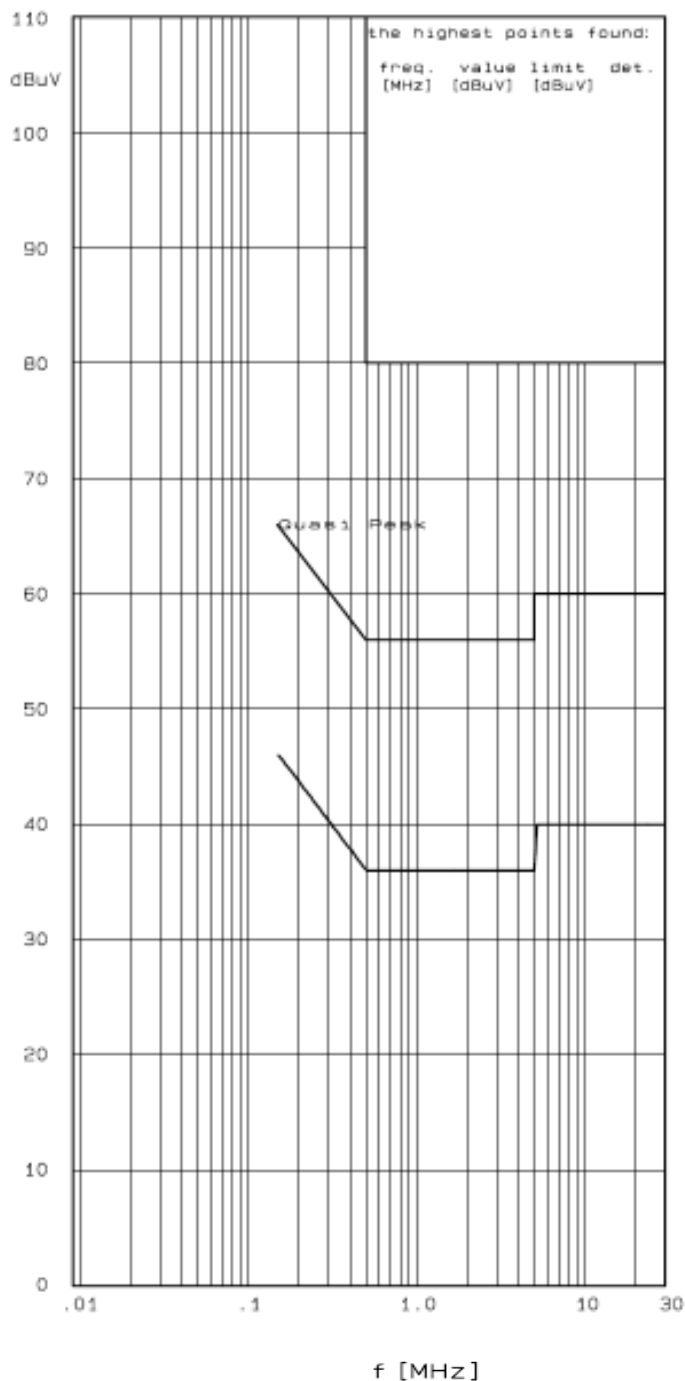
This document is issued by the Company subject to its General Conditions of Service printed overleaf, available on request or accessible at www.sgs.com/terms_and_conditions.htm and, for electronic format documents, subject to Terms and Conditions for Electronic Documents at www.sgs.com/terms_e-document.htm. Attention is drawn to the limitation of liability, indemnification and jurisdiction issues defined therein. Any holder of this document is advised that information contained hereon reflects the Company's findings at the time of its intervention only and within the limits of Client's instructions, if any. The Company's sole responsibility is to its Client and this document does not exonerate parties to a transaction from exercising all their rights and obligations under the transaction documents. This document cannot be reproduced except in full, without prior written approval of the Company. Any unauthorized alteration, forgery or falsification of the content or appearance of this document is unlawful and offenders may be prosecuted to the fullest extent of the law.

Unless otherwise stated the results shown in this test report refer only to the sample(s) tested and such sample(s) are retained for 90 days only.

Neutral Line:

Live Line:

Quasi-peak measurement:



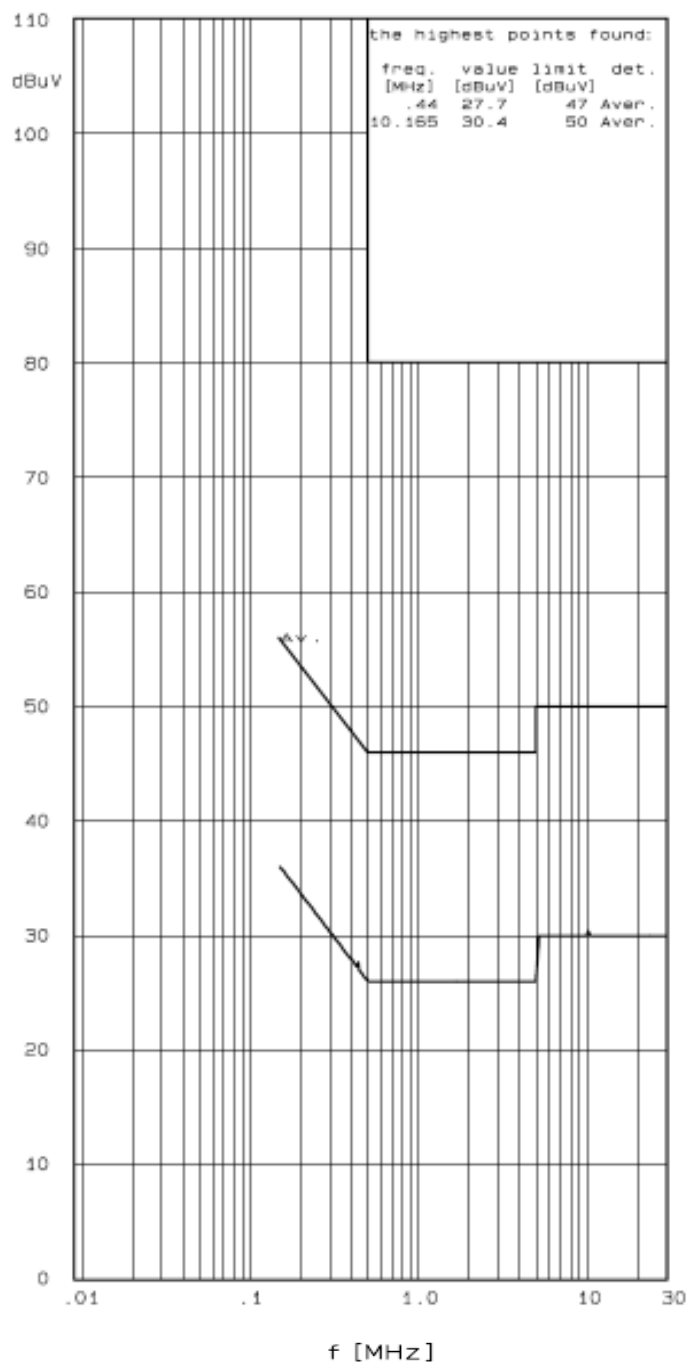
This document is issued by the Company subject to its General Conditions of Service printed overleaf, available on request or accessible at www.sgs.com/terms_and_conditions.htm and, for electronic format documents, subject to Terms and Conditions for Electronic Documents at www.sgs.com/terms_e-document.htm. Attention is drawn to the limitation of liability, indemnification and jurisdiction issues defined therein. Any holder of this document is advised that information contained hereon reflects the Company's findings at the time of its intervention only and within the limits of Client's instructions, if any. The Company's sole responsibility is to its Client and this document does not exonerate parties to a transaction from exercising all their rights and obligations under the transaction documents. This document cannot be reproduced except in full, without prior written approval of the Company. Any unauthorized alteration, forgery or falsification of the content or appearance of this document is unlawful and offenders may be prosecuted to the fullest extent of the law.

Unless otherwise stated the results shown in this test report refer only to the sample(s) tested and such sample(s) are retained for 90 days only.

Neutral Line:

Live Line:

Average measurement:



This document is issued by the Company subject to its General Conditions of Service printed overleaf, available on request or accessible at www.sgs.com/terms_and_conditions.htm and, for electronic format documents, subject to Terms and Conditions for Electronic Documents at www.sgs.com/terms_e-document.htm. Attention is drawn to the limitation of liability, indemnification and jurisdiction issues defined therein. Any holder of this document is advised that information contained hereon reflects the Company's findings at the time of its intervention only and within the limits of Client's instructions, if any. The Company's sole responsibility is to its Client and this document does not exonerate parties to a transaction from exercising all their rights and obligations under the transaction documents. This document cannot be reproduced except in full, without prior written approval of the Company. Any unauthorized alteration, forgery or falsification of the content or appearance of this document is unlawful and offenders may be prosecuted to the fullest extent of the law.

Unless otherwise stated the results shown in this test report refer only to the sample(s) tested and such sample(s) are retained for 90 days only.

6.2 Radiated Emissions, 9kHz to1GHz

Test Requirement: FCC Part15 Subpart C Section 15.209 and 15.249(d)
Test Method: ANSI C63.4:2009
Test Date: 2013-08-13
Frequency Range: 9kHz – 1GHz
Measurement Distance: 3m
Peak for pre-scan (120kHz resolution bandwidth)
Quasi-Peak if maximised peak within 6dB of limit

Limit :

Frequency range MHz	Quasi-peak limits dB (μV/m)
0.009 – 0.490	-72.4 – 20logF(MHz)
0.490 – 1.705	-12.4 – 20logF(MHz)
1.705 – 30.0	-10.5
30 to 88	40
88 to 216	43.5
216 to 960	46
Above 960	54
Note: 1) At transitional frequencies the lower limit applies. 2) F is the frequency of the spurious emission measured in MHz. 3) Limit from 0.009 – 30 MHz is converted from measuring distance 300m or 30m to 3m with the formulat provided in FCC Part 15, section 15.31(f)(2)	

6.2.1 EUT Operation

Operating Environment:

Temperature: 25.9 °C Humidity: 50%

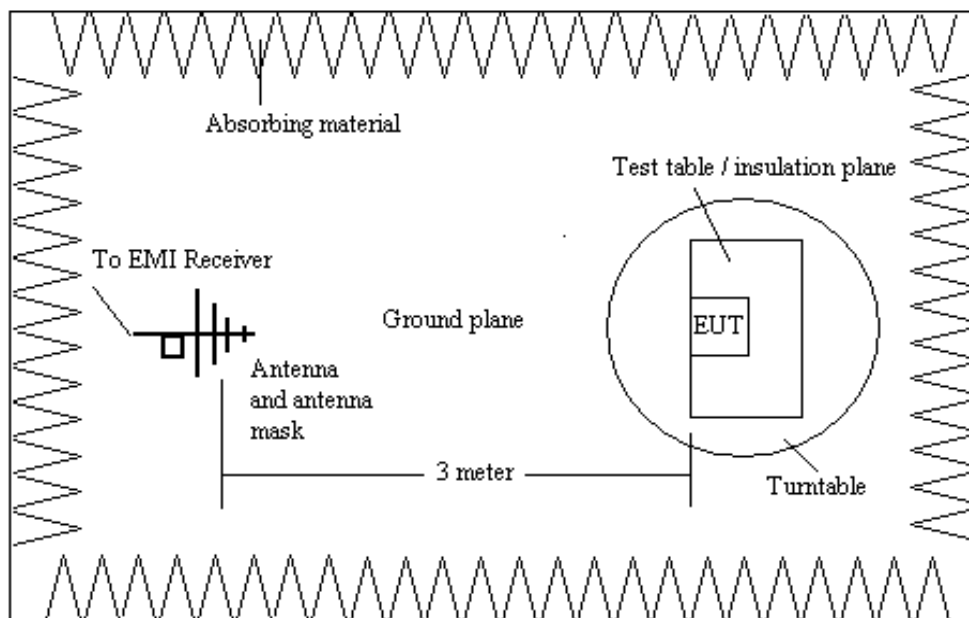
EUT Operation: Pre-test with Peak detector with the following mode(s):

- 1: Transmission with GFSK
- 2: Transmimssion with Π/4-DQPSK;
- 3: Transmission with 8DPSK;

Final test with Quasi-Peak detector with the following mode(s):

- 1: Transmission with GFSK

6.2.2 Test Setup and Procedure



1. The pre-test of the radiated emissions test was conducted in a semi-anechoic chamber and the final measurement was conducted in the open area test site.
2. The EUT was connected to AC power source through a mains power outlet which was bonded to the ground reference plane. The EUT was placed upon a non-metallic table 0.8m above the ground reference plane.
3. Loop antenna and Bilog antenna was used for the frequency range from the lowest generated frequency to 30MHz and 30MHz to 1GHz respectively
4. Before final measurements of radiated emissions, a pre-scan was performed in the spectrum mode with the peak detector to find out the maximum emissions spectrum plots of the EUT with located frequencies.
5. The actual frequencies of maximum emission were confirmed in the final radiated emissions measurement. At each frequency, the EUT was rotated 360°, and the antenna was raised and lowered from 1 to 4 meters for Bilog antenna (Loop antenna is still maintain in 1m high) in order to determine the maximum disturbance. Measurements were performed for both horizontal and vertical antenna polarization.

This document is issued by the Company subject to its General Conditions of Service printed overleaf, available on request or accessible at www.sgs.com/terms_and_conditions.htm and, for electronic format documents, subject to Terms and Conditions for Electronic Documents at www.sgs.com/terms_e-document.htm. Attention is drawn to the limitation of liability, indemnification and jurisdiction issues defined therein. Any holder of this document is advised that information contained hereon reflects the Company's findings at the time of its intervention only and within the limits of Client's instructions, if any. The Company's sole responsibility is to its Client and this document does not exonerate parties to a transaction from exercising all their rights and obligations under the transaction documents. This document cannot be reproduced except in full, without prior written approval of the Company. Any unauthorized alteration, forgery or falsification of the content or appearance of this document is unlawful and offenders may be prosecuted to the fullest extent of the law.

Unless otherwise stated the results shown in this test report refer only to the sample(s) tested and such sample(s) are retained for 90 days only.

6.2.3 Measurement Data

An initial pre-scan was performed in the 3m chamber using the spectrum analyser in peak detection mode. The EUT was measured by Bilog antenna with 2 orthogonal polarities and frequencies of peak emissions from the EUT were detected within 6dB of the limit line. Final measurement was conducted in the open area test site with data as follows:

Test results:

(1) Operation Frequency : 2402.0 MHz

Frequency (MHz)	Antenna Polarization	Correction Factor (dB/m)	Receiver QP Reading (dBμV)	Emission Level (dBμV/m)	Limit (dBμV/m)	Over Limit (dB)
48.000	H	12.7	18.5	31.2	40.0	-8.8
71.982	V	9.2	18.8	28.0	40.0	-12.0
95.998	V	9.8	29.4	39.2	43.5	-4.3
120.000	H	11.5	20.7	32.2	43.5	-11.3
167.965	V	10.3	28.2	38.5	43.5	-5.0
239.972	V	11.5	31.2	42.7	46.0	-3.3

(2) Operation Frequency : 2441.0 MHz

Frequency (MHz)	Antenna Polarization	Correction Factor (dB/m)	Receiver QP Reading (dBμV)	Emission Level (dBμV/m)	Limit (dBμV/m)	Over Limit (dB)
48.000	V	12.7	19.2	31.9	40.0	-8.1
71.995	V	9.2	27.5	36.7	40.0	-3.3
95.997	H	9.8	28.6	38.4	43.5	-5.1
167.967	H	10.3	28.4	38.7	43.5	-4.8
215.958	H	10.0	29.5	39.5	43.5	-4.0
239.952	H	11.5	28.9	40.4	46.0	-5.6

This document is issued by the Company subject to its General Conditions of Service printed overleaf, available on request or accessible at www.sgs.com/terms_and_conditions.htm and, for electronic format documents, subject to Terms and Conditions for Electronic Documents at www.sgs.com/terms_e-document.htm. Attention is drawn to the limitation of liability, indemnification and jurisdiction issues defined therein. Any holder of this document is advised that information contained hereon reflects the Company's findings at the time of its intervention only and within the limits of Client's instructions, if any. The Company's sole responsibility is to its Client and this document does not exonerate parties to a transaction from exercising all their rights and obligations under the transaction documents. This document cannot be reproduced except in full, without prior written approval of the Company. Any unauthorized alteration, forgery or falsification of the content or appearance of this document is unlawful and offenders may be prosecuted to the fullest extent of the law.

Unless otherwise stated the results shown in this test report refer only to the sample(s) tested and such sample(s) are retained for 90 days only.

(3) Operation Frequency : 2480.0 MHz

Frequency (MHz)	Antenna Polarization	Correction Factor (dB/m)	Receiver QP Reading (dBμV)	Emission Level (dBμV/m)	Limit (dBμV/m)	Over Limit (dB)
48.000	V	12.7	19.4	32.1	40.0	-7.9
71.986	V	9.2	27.1	36.3	40.0	-3.7
95.998	H	9.8	26.0	35.8	43.5	-7.7
120.000	H	11.5	25.0	36.5	43.5	-7.0
167.969	V	10.3	28.3	38.6	43.5	-4.9
239.980	V	11.5	30.1	41.6	46.0	-4.4

Note:

- 1) All readings are Quasi-Peak values.
- 2) Correction Factor = Antenna Factor + Cable Loss.
- 3) The above results were the worst case results with the EUT positioned in all 3 axis during the test. The EUT was positioned vertically and horizontally on the table for vertical and horizontal measurement respectively.
- 4) Other emissions more than 20dB below the limit are not shown on the above table and only worst six emissions below 1GHz are listed.

6.3 Radiated Emissions above 1 GHz

Test Requirement: FCC Part15 Subpart C Section 15.209 & 15.249(a) & (d)
Test Method: ANSI C63.4:2009
Test Date: 2013-08-15
Frequency Range: 1GHz – 26GHz
Measurement Distance: 3m
Detector: Peak for pre-scan (1MHz resolution bandwidth)
Average and Peak detector for final test

Limit :

Fundamental Frequency :

Frequency range MHz	Limits (Peak) dB (µV/m)	Limits (Average) dB (µV/m)
2400 to 2483.5	114	94

Spurious Emission :

Frequency range MHz	Limits (Peak) dB (µV/m)	Limits (Average) dB (µV/m)
Over 1000	74	54

6.3.1 EUT Operation

Operating Environment:

Temperature: 22 °C Humidity: 54 %

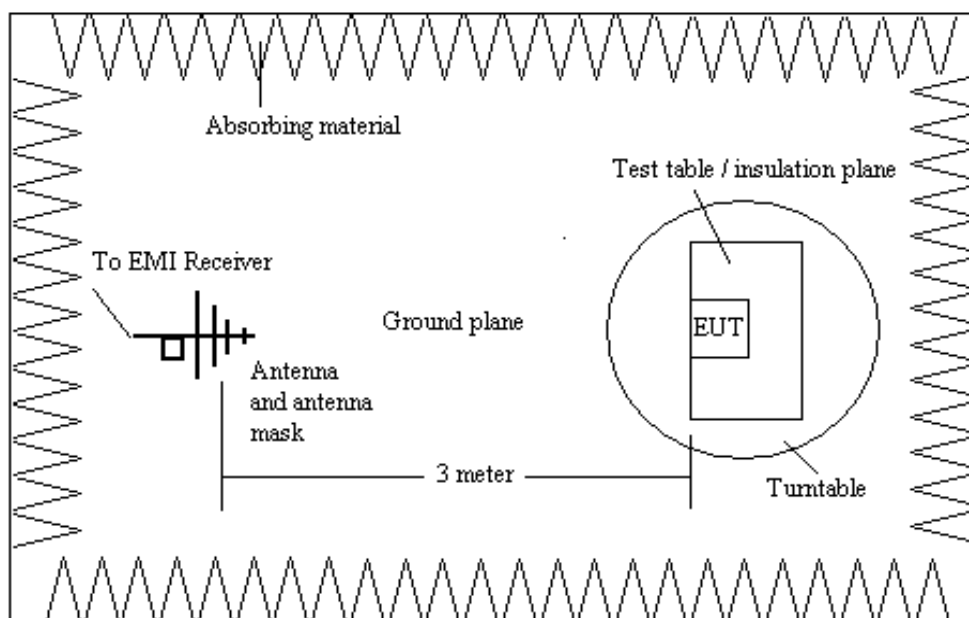
EUT Operation: Pre-test with Peak detector with the following mode(s):

- 1: Transmission with GFSK
- 2: Transmission with Π/4-DQPSK;
- 3: Transmission with 8DPSK;

Final test with Peak and Average detector with the following mode(s):

- 1: Transmission with GFSK

6.3.2 Test Setup and Procedure



1. The pre-test of the radiated emissions test was conducted in a semi-anechoic chamber and the final measurement was conducted in the open area test site.
2. The EUT was connected to AC power source through a mains power outlet which was bonded to the ground reference plane. The EUT was placed upon a non-metallic table 0.8m above the ground reference plane.
3. Horn antenna was used for the frequency over 1GHz
4. Before final measurements of radiated emissions, a pre-scan was performed in the spectrum mode with the peak detector to find out the maximum emissions spectrum plots of the EUT with located frequencies.
5. The actual frequencies of maximum emission were confirmed in the final radiated emissions measurement. At each frequency, the EUT was rotated 360°, and the antenna was raised and lowered from 1 to 4 meters in order to determine the maximum disturbance. Measurements were performed for both horizontal and vertical antenna polarization.

This document is issued by the Company subject to its General Conditions of Service printed overleaf, available on request or accessible at www.sgs.com/terms_and_conditions.htm and, for electronic format documents, subject to Terms and Conditions for Electronic Documents at www.sgs.com/terms_e-document.htm. Attention is drawn to the limitation of liability, indemnification and jurisdiction issues defined therein. Any holder of this document is advised that information contained hereon reflects the Company's findings at the time of its intervention only and within the limits of Client's instructions, if any. The Company's sole responsibility is to its Client and this document does not exonerate parties to a transaction from exercising all their rights and obligations under the transaction documents. This document cannot be reproduced except in full, without prior written approval of the Company. Any unauthorized alteration, forgery or falsification of the content or appearance of this document is unlawful and offenders may be prosecuted to the fullest extent of the law.

Unless otherwise stated the results shown in this test report refer only to the sample(s) tested and such sample(s) are retained for 90 days only.

6.3.3 Measurement Data

An initial pre-scan was performed in the 3m chamber using the spectrum analyser in peak detection mode. The EUT was measured with 2 orthogonal polarities and frequencies of average emissions from the EUT were measured as follows:

Test results :

(1) Fundamental Frequency

Frequency (MHz)	Antenna Polarization	Emission Level (dBμV/m)		Limit (dBμV/m)		Remark
		Peak	Average	Peak	Average	
2402.0	H	91.54	89.99	114	94	Pass
2402.0	V	86.45	85.36	114	94	Pass
2441.0	H	91.50	90.12	114	94	Pass
2441.0	V	88.91	87.98	114	94	Pass
2480.0	H	90.46	89.20	114	94	Pass
2480.0	V	85.77	84.50	114	94	Pass

(2) Spurious Emission

Operation Frequency : 2402.0 MHz

Frequency (MHz)	Antenna Polarization	Emission Level (dBμV/m)		Limit (dBμV/m)		Remark
		Peak	Average	Peak	Average	
1778	V	56.00	51.60	74	54	Pass
4804	V	50.40	45.90	74	54	Pass
7206	V	46.00	32.80	74	54	Pass
9608	V	49.00	36.80	74	54	Pass
12010	V	52.00	38.70	74	54	Pass
14412	V	54.90	41.00	74	54	Pass

Operation Frequency : 2441.0 MHz

Frequency (MHz)	Antenna Polarization	Emission Level (dBμV/m)		Limit (dBμV/m)		Remark
		Peak	Average	Peak	Average	
1778	V	56.00	51.70	74	54	Pass
4882	V	47.20	42.67	74	54	Pass
7324	V	46.10	34.00	74	54	Pass
9764	V	49.00	37.60	74	54	Pass
12206	V	50.90	39.60	74	54	Pass
14646	V	53.20	42.20	74	54	Pass

Operation Frequency : 2480.0 MHz

Frequency (MHz)	Antenna Polarization	Emission Level (dBμV/m)		Limit (dBμV/m)		Remark
		Peak	Average	Peak	Average	
1778	V	56.00	51.60	74	54	Pass
4960	V	49.70	45.10	74	54	Pass
7440	V	47.90	33.10	74	54	Pass
9920	V	51.60	36.90	74	54	Pass
12400	V	54.90	38.90	74	54	Pass
14880	V	56.30	40.40	74	54	Pass

Note:

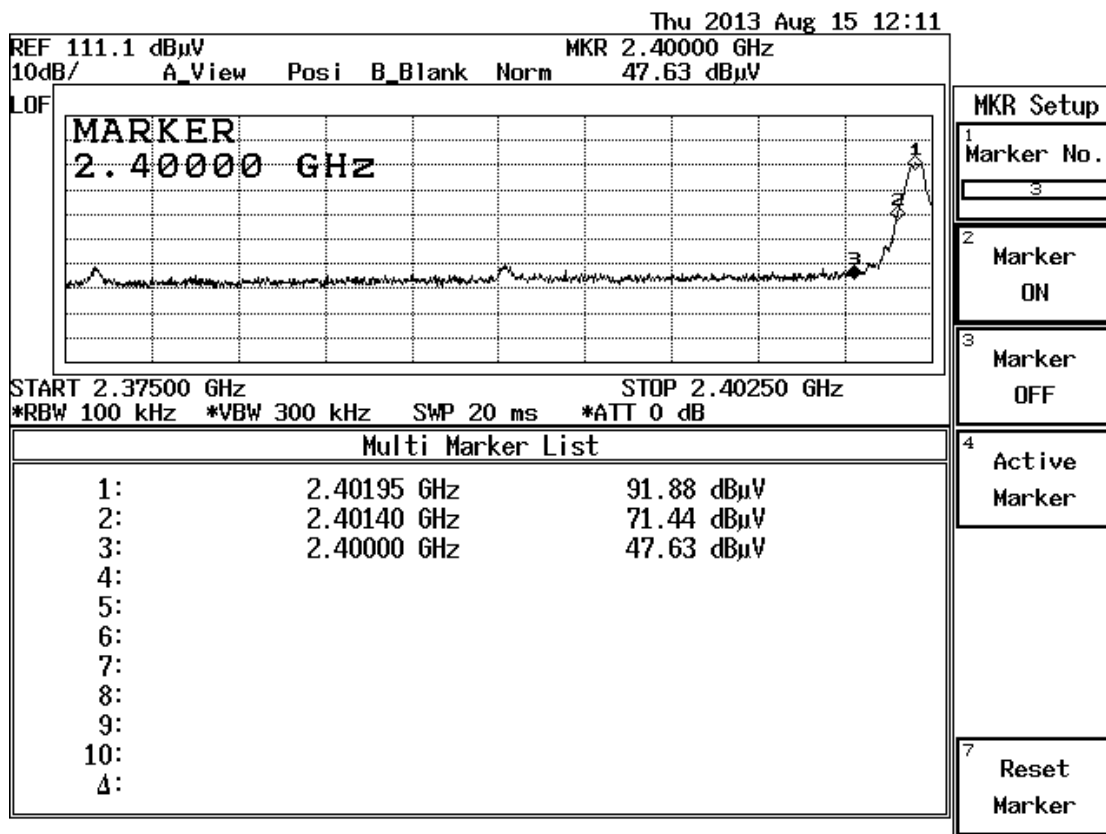
- 1) The above results were the worst case results with the EUT positioned in all 3 axis during the test. The EUT was positioned vertically and horizontally on the table for vertical and horizontal measurement respectively.
- 2) Other emissions more than 20dB below the limit are not shown on the above table and only worst six emissions below 1GHz are listed.

6.4 Band Edge / 20 dB Bandwidth

Test Requirement: FCC Part15 Subpart C Section 15.215, 15.249(d)
Test Method: ANSI C63.4:2009 and Marker-Delta Method
Test Date: 2013-08-15
EUT Operation: 1: Transmission with GFSK
2: Transmission with $\Pi/4$ -DQPSK;
3: Transmission with 8DPSK;
Result: Pass

Test Plot : (Worst case: Transmissin with 8DPSK)

Operation frequency : 2402.0 MHz



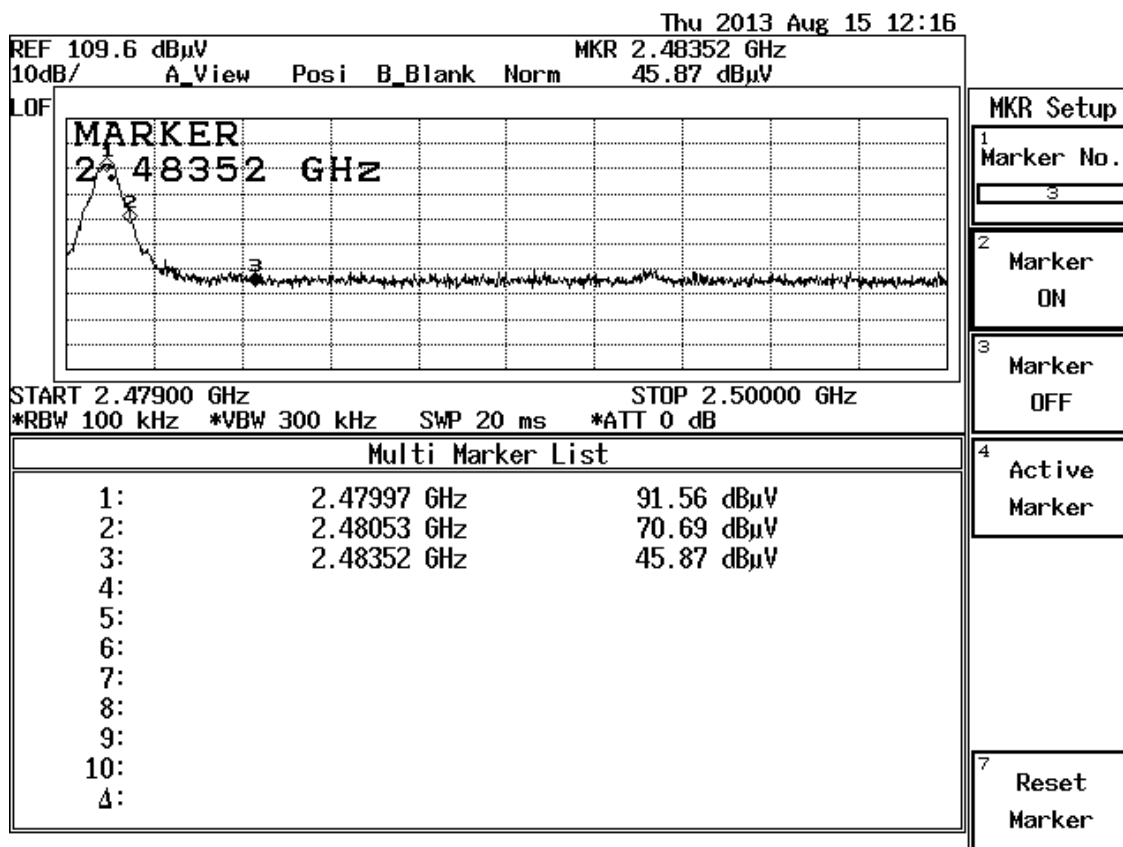
According to the page 18 of this report, the emission of the fundamental frequency 2402MHz is 91.54dB μ V/m and 89.99dB μ V/m for peak and average level respectively. Based on the delta method, the emission at the bandedge, 2400MHz, is more than 40dB below the fundamental and 20dB bandwidth falls in assigned band. It is deemed to comply with section 15.215. Besides, it is below the limit of 74dB μ V/m and 54dB μ V/m for peak and average level under 15.209. It is deemed to comply with section 15.249(d).

This document is issued by the Company subject to its General Conditions of Service printed overleaf, available on request or accessible at www.sgs.com/terms_and_conditions.htm and, for electronic format documents, subject to Terms and Conditions for Electronic Documents at www.sgs.com/terms_e-document.htm. Attention is drawn to the limitation of liability, indemnification and jurisdiction issues defined therein. Any holder of this document is advised that information contained hereon reflects the Company's findings at the time of its intervention only and within the limits of Client's instructions, if any. The Company's sole responsibility is to its Client and this document does not exonerate parties to a transaction from exercising all their rights and obligations under the transaction documents. This document cannot be reproduced except in full, without prior written approval of the Company. Any unauthorized alteration, forgery or falsification of the content or appearance of this document is unlawful and offenders may be prosecuted to the fullest extent of the law.

Unless otherwise stated the results shown in this test report refer only to the sample(s) tested and such sample(s) are retained for 90 days only.

Test Plot : (Worst case: Transmissin with 8DPSK)

Operation frequency : 2480.0 MHz



According to the page 18 of this report, the emission of the fundamental frequency 2480MHz is 90.46dBuV/m and 89.2dBuV/m for peak and average level respectively. Based on the delta method, the emission at the bandedge, 2483.5MHz, is more than 40dB below the fundamental and 20dB bandwidth falls in the assigned band. It is deemed to comply with section 15.215. Besides, it is below the limit of 74dBuV/m and 54dBuV/m for peak and average level under 15.209. It is deemed to comply with section 15.249(d).

7 Photographs

7.1 Conduct Emission Test Setup



7.2 Radiatd Emission Test Setup



This document is issued by the Company subject to its General Conditions of Service printed overleaf, available on request or accessible at www.sgs.com/terms_and_conditions.htm and, for electronic format documents, subject to Terms and Conditions for Electronic Documents at www.sgs.com/terms_e-document.htm. Attention is drawn to the limitation of liability, indemnification and jurisdiction issues defined therein. Any holder of this document is advised that information contained hereon reflects the Company's findings at the time of its intervention only and within the limits of Client's instructions, if any. The Company's sole responsibility is to its Client and this document does not exonerate parties to a transaction from exercising all their rights and obligations under the transaction documents. This document cannot be reproduced except in full, without prior written approval of the Company. Any unauthorized alteration, forgery or falsification of the content or appearance of this document is unlawful and offenders may be prosecuted to the fullest extent of the law.

Unless otherwise stated the results shown in this test report refer only to the sample(s) tested and such sample(s) are retained for 90 days only.

7.3 EUT Constructional Details



This document is issued by the Company subject to its General Conditions of Service printed overleaf, available on request or accessible at www.sgs.com/terms_and_conditions.htm and, for electronic format documents, subject to Terms and Conditions for Electronic Documents at www.sgs.com/terms_e-document.htm. Attention is drawn to the limitation of liability, indemnification and jurisdiction issues defined therein. Any holder of this document is advised that information contained hereon reflects the Company's findings at the time of its intervention only and within the limits of Client's instructions, if any. The Company's sole responsibility is to its Client and this document does not exonerate parties to a transaction from exercising all their rights and obligations under the transaction documents. This document cannot be reproduced except in full, without prior written approval of the Company. Any unauthorized alteration, forgery or falsification of the content or appearance of this document is unlawful and offenders may be prosecuted to the fullest extent of the law.

Unless otherwise stated the results shown in this test report refer only to the sample(s) tested and such sample(s) are retained for 90 days only.



This document is issued by the Company subject to its General Conditions of Service printed overleaf, available on request or accessible at www.sgs.com/terms_and_conditions.htm and, for electronic format documents, subject to Terms and Conditions for Electronic Documents at www.sgs.com/terms_e-document.htm. Attention is drawn to the limitation of liability, indemnification and jurisdiction issues defined therein. Any holder of this document is advised that information contained hereon reflects the Company's findings at the time of its intervention only and within the limits of Client's instructions, if any. The Company's sole responsibility is to its Client and this document does not exonerate parties to a transaction from exercising all their rights and obligations under the transaction documents. This document cannot be reproduced except in full, without prior written approval of the Company. Any unauthorized alteration, forgery or falsification of the content or appearance of this document is unlawful and offenders may be prosecuted to the fullest extent of the law.

Unless otherwise stated the results shown in this test report refer only to the sample(s) tested and such sample(s) are retained for 90 days only.



--End of Report--

This document is issued by the Company subject to its General Conditions of Service printed overleaf, available on request or accessible at www.sgs.com/terms_and_conditions.htm and, for electronic format documents, subject to Terms and Conditions for Electronic Documents at www.sgs.com/terms_e-document.htm. Attention is drawn to the limitation of liability, indemnification and jurisdiction issues defined therein. Any holder of this document is advised that information contained hereon reflects the Company's findings at the time of its intervention only and within the limits of Client's instructions, if any. The Company's sole responsibility is to its Client and this document does not exonerate parties to a transaction from exercising all their rights and obligations under the transaction documents. This document cannot be reproduced except in full, without prior written approval of the Company. Any unauthorized alteration, forgery or falsification of the content or appearance of this document is unlawful and offenders may be prosecuted to the fullest extent of the law.

Unless otherwise stated the results shown in this test report refer only to the sample(s) tested and such sample(s) are retained for 90 days only.