


'X' axis



'Y' Axis



'Z' Axis



REMI 30-1000MHz Front View





REMI 30-1000MHz Rear View



REMI 1-6GHz Front View



REMI 1-6GHz Rear View




REMI 6-10GHz Front View






REMI 6-10GHz Rear View



Conducted Emissions, Antenna Port Test Setup



Conducted Emissions, AC Mains, Front View



Conducted Emissions, AC Mains, Side View



Band Edge, OBW, 6dB BW, PSD, POP Test Setup