



STC Test Report



Deutsche
Akkreditierungsstelle
D-PL-12121-01-01

Date: 2013-06-28

No.: DM111359

Page 1 of 93

Applicant (SHB509): Actsun International Limited
5/F, 45 Building, 568-3 Bulong Road, Bantian, Longgang
District, Shenzhen, China

Manufacturer: Actsun International Limited
5/F, 45 Building, 568-3 Bulong Road, Bantian, Longgang
District, Shenzhen, China

Description of Sample(s): Product: Portable bluetooth speaker
Brand Name: ACTSUN
Model Number: BT-5003B
FCC ID: 2AAKWBT5003

Date Sample(s) Received: 2013-05-28

Date Tested: 2013-06-04 to 2013-06-18

Investigation Requested: Perform ElectroMagnetic Interference measurement in
accordance with FCC 47CFR [Codes of Federal Regulations]
Part 15: 2012 and ANSI C63.4: 2009 for FCC Certification.

Conclusion(s): The submitted product COMPLIED with the requirements of
Federal Communications Commission [FCC] Rules and
Regulations Part 15. The tests were performed in accordance
with the standards described above and on Section 2.2 in this
Test Report.

Remark(s): For additional model(s) details, see page 3



LONG Yun Jian, Along
Authorized Signatory
ElectroMagnetic Compatibility Department
For and on behalf of
STC (Dongguan) Company Limited

The Hong Kong Standards and Testing Centre Ltd.

10 Dai Wang Street, Taipo Industrial Estate, N.T., Hong Kong

Tel: (852) 2666 1888 Fax: (852) 2664 4353 Homepage: www.hkstc.org E-mail: hkstc@hkstc.org

This report shall not be reproduced unless with prior written approval from the Hong Kong Standards and Testing Centre Ltd.
For full text of "Conditions of Issuance of Test Report", please refer to overleaf or refer to the website of Homepage.



STC Test Report

Date: 2013-06-28

Page 2 of 93

No.: DM111359

CONTENT:

Cover	Page 1 of 93
Content	Page 2 of 93
<u>1.0 General Details</u>	
1.1 Test Laboratory	Page 3 of 93
1.2 Equipment Under Test [EUT] Description of EUT operation	Page 3 of 93
1.3 Date of Order	Page 3 of 93
1.4 Submitted Sample	Page 3 of 93
1.5 Test Duration	Page 3 of 93
1.6 Country of Origin	Page 3 of 93
1.7 RF Module Details	Page 4 of 93
1.8 Antenna Details	Page 4 of 93
<u>2.0 Technical Details</u>	
2.1 Investigations Requested	Page 5 of 93
2.2 Test Standards and Results Summary	Page 5 of 93
2.3 Table for Test Modes	Page 6 of 93
<u>3.0 Test Results</u>	
3.1 Emission	Page 7 - 86 of 93
<u>Appendix A</u>	
List of Measurement Equipment	Page 87 of 93
<u>Appendix B</u>	
Ancillary Equipment	Page 88 of 93
<u>Appendix C</u>	
Photographs	Page 89 - 93 of 93

The Hong Kong Standards and Testing Centre Ltd.

10 Dai Wang Street, Taipo Industrial Estate, N.T., Hong Kong
Tel: (852) 2666 1888 Fax: (852) 2664 4353 Homepage: www.hkstc.org E-mail: hkstc@hkstc.org

This report shall not be reproduced unless with prior written approval from The Hong Kong Standards and Testing Centre Ltd
For Conditions of Issuance of this test report, please refer to the overleaf or Homepage



STC Test Report

Date: 2013-06-28

Page 3 of 93

No.: DM111359

1.0 General Details

1.1 Test Laboratory

STC (Dongguan) Company Limited
EMC Laboratory
68 Fumin Nan Road, Dalang, Dongguan, China

Telephone: (86 769) 81119888
Fax: (86 769) 81116222

1.2 Equipment Under Test [EUT] Description of Sample(s)

Product: Portable bluetooth speaker
Manufacturer: Actsun International Limited
Brand Name: ACTSUN
Model Number: BT-5003B
Additional Model Number(s): BT-5003A, BT-4003A, BT-4003B
Input Voltage: 5Vd.c. with Jack
The AC/DC adaptor was provided by the applicant with following details:
Brand name: N/A; Model no.: TDX-0502000; Input: 100-240Va.c. 50/60Hz 0.5A;
Output: 5Vd.c. 2.0A.

1.2.1 Description of EUT Operation

The Equipment Under Test (EUT) is a Portable Bluetooth speaker of Actsun International Limited, it is Audio System, modulation by IC; and type is frequency hopping speed spectrum Modulation.

1.3 Date of Order

2013-05-28

1.4 Submitted Sample(s):

1 Sample

1.5 Test Duration

2013-06-04 to 2013-06-18

1.6 Country of Origin

China

The Hong Kong Standards and Testing Centre Ltd.

10 Dai Wang Street, Taipo Industrial Estate, N.T., Hong Kong
Tel: (852) 2666 1888 Fax: (852) 2664 4353 Homepage: www.hkstc.org E-mail: hkstc@hkstc.org



STC Test Report

Date: 2013-06-28

Page 4 of 93

No.: DM111359

1.7 RF Module Details

Module Model Number:	BM84
Module FCC ID:	
Module Transmission Type:	Bluetooth V3.0+EDR
Modulation:	FHSS (GFSK / $\pi/4$ -DQPSK / 8DPSK)
Data Rates:	1Mbps: GFSK 2 Mbps: $\pi/4$ -DQPSK 3 Mbps: 8DPSK
Frequency Range:	2400-2483.5MHz
Carrier Frequencies:	2402MHz – 2480MHz

Module Specification (specification provided by manufacturer)

1.8 Antenna Details

Antenna Type:	PCB layout internal antenna
Antenna Length:	
Antenna Gain:	2.0dBi

The Hong Kong Standards and Testing Centre Ltd.

10 Dai Wang Street, Taipo Industrial Estate, N.T., Hong Kong
Tel: (852) 2666 1888 Fax: (852) 2664 4353 Homepage: www.hkstc.org E-mail: hkstc@hkstc.org

This report shall not be reproduced unless with prior written approval from The Hong Kong Standards and Testing Centre Ltd
For Conditions of Issuance of this test report, please refer to the overleaf or Homepage



STC Test Report

Date: 2013-06-28

Page 5 of 93

No.: DM111359

2.0 Technical Details

2.1 Investigations Requested

Perform Electromagnetic Interference measurements in accordance with FCC 47CFR [Codes of Federal Regulations] Part 15: 2012 Regulations. FCC Pubic Notice DA 00-705 and ANSI C63.4:2009 for FCC Certification.

2.2 Test Standards and Results Summary Tables

EMISSION Results Summary						
Test Condition	Test Requirement	Test Method	Class / Severity	Test Result		
				Pass	Fail	N/A
Maximum Peak Conducted Output Power	FCC 47CFR 15.247(b)(1)	FCC Pubic Notice DA 00-705	N/A	<input checked="" type="checkbox"/>	<input type="checkbox"/>	<input type="checkbox"/>
Radiated Spurious Emissions	FCC 47CFR 15.209	ANSI C63.4:2009	N/A	<input checked="" type="checkbox"/>	<input type="checkbox"/>	<input type="checkbox"/>
AC Mains Conducted Emissions	FCC 47CFR 15.207	ANSI C63.4:2009	N/A	<input checked="" type="checkbox"/>	<input type="checkbox"/>	<input type="checkbox"/>
Number of Hopping Frequency	FCC 47CFR 15.247(a)(2)(b)(1)	FCC Pubic Notice DA 00-705	N/A	<input checked="" type="checkbox"/>	<input type="checkbox"/>	<input type="checkbox"/>
20dB Bandwidth	FCC 47CFR 15.247(a)(2)	FCC Pubic Notice DA 00-705	N/A	<input checked="" type="checkbox"/>	<input type="checkbox"/>	<input type="checkbox"/>
Hopping Channel Separation	FCC 47CFR 15.247(a)(1)	FCC Pubic Notice DA 00-705	N/A	<input checked="" type="checkbox"/>	<input type="checkbox"/>	<input type="checkbox"/>
Band-edge compliance of RF Conducted Emission	FCC 47CFR 15.247(c)	FCC Pubic Notice DA 00-705	N/A	<input checked="" type="checkbox"/>	<input type="checkbox"/>	<input type="checkbox"/>
Time of Occupancy (Dwell Time)	FCC 47CFR 15.247(a)(1)(iii)	FCC Pubic Notice DA 00-705	N/A	<input checked="" type="checkbox"/>	<input type="checkbox"/>	<input type="checkbox"/>
Antenna requirement	FCC 47CFR 15.203	N/A	N/A	<input checked="" type="checkbox"/>	<input type="checkbox"/>	<input type="checkbox"/>
RF Exposure	FCC 47CFR 15.247(i)	N/A	N/A	<input checked="" type="checkbox"/>	<input type="checkbox"/>	<input type="checkbox"/>

Note: N/A – Not Applicable

The Hong Kong Standards and Testing Centre Ltd.

10 Dai Wang Street, Taipo Industrial Estate, N.T., Hong Kong

Tel: (852) 2666 1888 Fax: (852) 2664 4353 Homepage: www.hkstc.org E-mail: hkstc@hkstc.org

This report shall not be reproduced unless with prior written approval from The Hong Kong Standards and Testing Centre Ltd
For Conditions of Issuance of this test report, please refer to the overleaf or Homepage



STC Test Report

Date: 2013-06-28

Page 6 of 93

No.: DM111359

2.3 Table for Test Modes

Preliminary tests were performed in different data rate to find the worst radiated emission. The data rate in the table below is the worst case rate with respect to the specific test item.

Investigation has been done on all the possible configurations for searching the worst cases.

The following table is a list of the test modes shown in this test report.

Test Items	Mode	Data Rate
Maximum Peak Conducted Output Power	GFSK / $\pi/4$ -DQPSK / 8DPSK	1MBps / 2MBps / 3MBps
Hopping Channel Separation	GFSK / $\pi/4$ -DQPSK / 8DPSK	1MBps / 2MBps / 3MBps
Number of Hopping Frequency	$\pi/4$ -DQPSK	2MBps
Time of Occupancy(Dwell Time)	DH1 / DH3 / DH5	2MBps
Radiated Spurious Emissions	GFSK / $\pi/4$ -DQPSK / 8DPSK	1MBps / 2MBps / 3MBps
Band-edge compliance of Conducted Emission	$\pi/4$ -DQPSK	2MBps

The Hong Kong Standards and Testing Centre Ltd.

10 Dai Wang Street, Taipo Industrial Estate, N.T., Hong Kong

Tel: (852) 2666 1888 Fax: (852) 2664 4353 Homepage: www.hkstc.org E-mail: hkstc@hkstc.org

This report shall not be reproduced unless with prior written approval from The Hong Kong Standards and Testing Centre Ltd
For Conditions of Issuance of this test report, please refer to the overleaf or Homepage



STC Test Report

Date: 2013-06-28

Page 7 of 93

No.: DM111359

3.0 Test Results

3.1 Emission

3.1.1 Maximum Peak Conducted Output Power

Test Requirement:	FCC 47CFR 15.247(b)(1)
Test Method:	FCC Public Notice DA 00-705
Test Date:	2013-06-05
Mode of Operation:	Tx mode

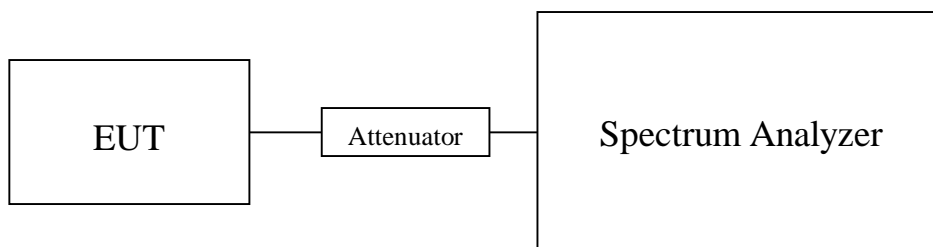
Test Method:

The RF output of the EUT was connected to the spectrum analyzer. All the attenuation or cable loss will be added to the measured maximum output power. The results are recorded in dBm.

Spectrum Analyzer Setting:

RBW = 3 MHz, VBW = 3MHz, Sweep = Auto, Span = 10MHz
Detector = Peak, Trace = Max. hold

Test Setup:



The Hong Kong Standards and Testing Centre Ltd.

10 Dai Wang Street, Taipo Industrial Estate, N.T., Hong Kong
Tel: (852) 2666 1888 Fax: (852) 2664 4353 Homepage: www.hkstc.org E-mail: hkstc@hkstc.org

This report shall not be reproduced unless with prior written approval from The Hong Kong Standards and Testing Centre Ltd
For Conditions of Issuance of this test report, please refer to the overleaf or Homepage



STC Test Report

Date: 2013-06-28

Page 8 of 93

No.: DM111359

Limits for Maximum Peak Conducted Output Power [FCC 47CFR 15.247]:

The maximum peak output power shall not exceed the following limits:
For frequency hopping systems employing at least 75 hopping channels: 1 Watt
For all other frequency hopping systems in the 2400-2483.5 MHz band: 0.125 Watts
For Digital Transmission systems in 2400-2483.5 MHz Band: 1 Watt

Results of Bluetooth Communication mode (GFSK) (Fundamental Power): Pass

Transmitter Frequency (MHz)	Maximum conducted output power (Watt)
2402	0.00061

Transmitter Frequency (MHz)	Maximum conducted output power (Watt)
2441	0.00077

Transmitter Frequency (MHz)	Maximum conducted output power (Watt)
2480	0.00099

Results of Bluetooth Communication mode ($\pi/4$ -DQPSK) (Fundamental Power): Pass

Transmitter Frequency (MHz)	Maximum conducted output power (Watt)
2402	0.00051

Transmitter Frequency (MHz)	Maximum conducted output power (Watt)
2442	0.00067

Transmitter Frequency (MHz)	Maximum conducted output power (Watt)
2480	0.00082

Results of Bluetooth Communication mode (8 DPSK) (Fundamental Power): Pass

Transmitter Frequency (MHz)	Maximum conducted output power (Watt)
2402	0.00054

Transmitter Frequency (MHz)	Maximum conducted output power (Watt)
2442	0.00071

Transmitter Frequency (MHz)	Maximum conducted output power (Watt)
2480	0.00083

Calculated measurement uncertainty : 30MHz to 1GHz 1.7dB
1GHz to 18GHz 1.7dB

Remark:

1. All test data for each data rate were verified, but only the worst case was reported.
2. The EUT is programmed to transmit signals continuously for all testing.

The Hong Kong Standards and Testing Centre Ltd.

10 Dai Wang Street, Taipo Industrial Estate, N.T., Hong Kong
Tel: (852) 2666 1888 Fax: (852) 2664 4353 Homepage: www.hkstc.org E-mail: hkstc@hkstc.org



STC Test Report

Date: 2013-06-28

Page 9 of 93

No.: DM111359

3.1.2 Radiated Spurious Emissions

Test Requirement:	FCC 47CFR 15.209
Test Method:	ANSI C63.4:2009
Test Date:	2013-06-18
Mode of Operation:	Tx mode / Bluetooth Communication mode (GFSK / $\pi/4$ -DQPSK / 8DPSK) / Aux in mode

Test Method:

The sample was placed 0.8m above the ground plane of semi-anechoic Chamber*. Measurements in both horizontal and vertical polarities were performed. During the test, each emission was maximized by: having the EUT continuously working, investigated all operating modes, considered typical configuration to obtain worst position, manipulating interconnecting cables, rotating turntable, varying antenna height from 1m to 4m in both horizontal and vertical polarizations. The emissions worst-case are shown in Test Results of the following pages.

- *: Semi-anechoic chamber located on the STC (Dongguan) Company Ltd. 68 Fumin Nan Road, Dalang, Dongguan, Guangdong, PRC with a metal ground plane filed with the FCC pursuant to section 2.948 of the FCC rules, with Registration Number: 629686.

The Hong Kong Standards and Testing Centre Ltd.

10 Dai Wang Street, Taipo Industrial Estate, N.T., Hong Kong
Tel: (852) 2666 1888 Fax: (852) 2664 4353 Homepage: www.hkstc.org E-mail: hkstc@hkstc.org

This report shall not be reproduced unless with prior written approval from The Hong Kong Standards and Testing Centre Ltd
For Conditions of Issuance of this test report, please refer to the overleaf or Homepage



STC Test Report

Date: 2013-06-28

Page 10 of 93

No.: DM111359

Spectrum Analyzer Setting:

9KHz – 30MHz (Pk & Av)

RBW: 10kHz
VBW: 30kHz
Sweep: Auto
Span: Fully capture the emissions being measured
Trace: Max. hold

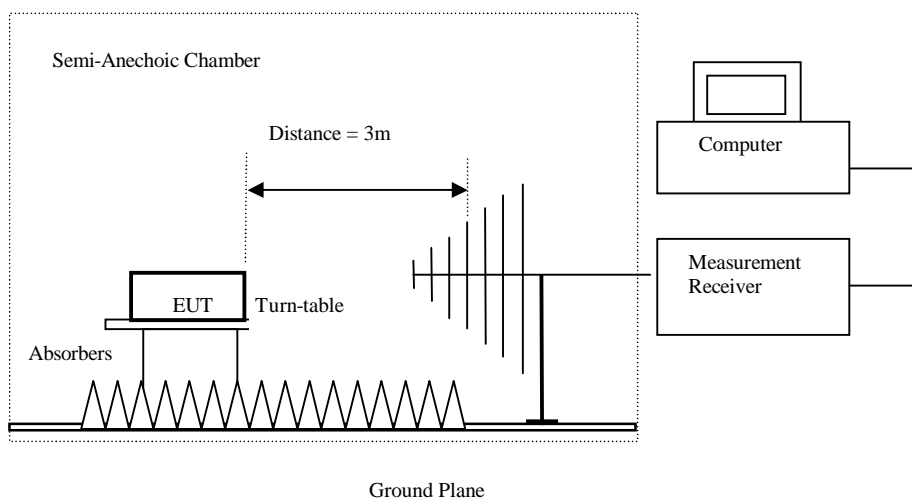
30MHz – 1GHz (QP)

RBW: 120kHz
VBW: 120kHz
Sweep: Auto
Span: Fully capture the emissions being measured
Trace: Max. hold

Above 1GHz (Pk & Av)

RBW: 1MHz
VBW: 3MHz
Sweep: Auto
Span: Fully capture the emissions being measured
Trace: Max. hold

Test Setup:



- Absorbers placed on top of the ground plane are for measurements above 1000MHz only.
- Measurements between 30MHz to 1000MHz made with Bi-log antennas, above 1000MHz horn antennas are used, 9kHz to 30MHz loop antennas are used.

The Hong Kong Standards and Testing Centre Ltd.

10 Dai Wang Street, Taipo Industrial Estate, N.T., Hong Kong

Tel: (852) 2666 1888 Fax: (852) 2664 4353 Homepage: www.hkstc.org E-mail: hkstc@hkstc.org

This report shall not be reproduced unless with prior written approval from The Hong Kong Standards and Testing Centre Ltd
For Conditions of Issuance of this test report, please refer to the overleaf or Homepage



STC Test Report

Date: 2013-06-28

Page 11 of 93

No.: DM111359

Limits for Radiated Emissions [FCC 47 CFR 15.209 Class B]:

Frequency Range	Quasi-Peak Limits
[MHz]	[$\mu\text{V/m}$]
0.009-0.490	2400/F (kHz)
0.490-1.705	24000/F (kHz)
1.705-30	30
30-88	100
88-216	150
216-960	200
Above 960	500

The emission limits shown in the above table are based on measurement employing a CISPR quasi-peak detector and above 1000MHz are based on measurements employing an average detector.

Result of Tx mode (2402.0 MHz) (GFSK mode) (9kHz – 30MHz): Pass

Field Strength of Spurious Emissions Average Value						
Frequency MHz	Measured Level dB μV	Correction Factor dB/m	Field Strength dB $\mu\text{V/m}$	Field Strength $\mu\text{V/m}$	Limit $\mu\text{V/m}$	E-Field Polarity
Emissions detected are more than 20 dB below the FCC Limits						

Result of Tx mode (2402.0 MHz) (GFSK mode) (30MHz – 1GHz): Pass

Field Strength of Spurious Emissions Average Value						
Frequency MHz	Measured Level dB μV	Correction Factor dB/m	Field Strength dB $\mu\text{V/m}$	Field Strength $\mu\text{V/m}$	Limit $\mu\text{V/m}$	E-Field Polarity
Emissions detected are more than 20 dB below the FCC Limits						

Result of Tx mode (2402.0 MHz) (GFSK mode) (Above 1GHz): Pass

Field Strength of Spurious Emissions Peak Value						
Frequency MHz	Measured Level @ 3m dB μV	Correction Factor dB/m	Field Strength dB $\mu\text{V/m}$	Limit @ 3m dB $\mu\text{V/m}$	Margin dB $\mu\text{V/m}$	E-Field Polarity
4804.0	10.3	41.5	51.8	74.0	22.2	Vertical
4804.0	9.4	42.4	51.8	74.0	22.2	Horizontal
7206.0	5.8	45.1	50.9	74.0	23.1	Vertical
7206.0	4.6	46.2	50.8	74.0	23.2	Horizontal
9608.0	2.7	48.0	50.7	74.0	23.3	Vertical
9608.0	1.8	48.8	50.6	74.0	23.4	Horizontal
12010.0	-1.6	51.5	49.9	74.0	24.1	Vertical
12010.0	-2.7	52.4	49.7	74.0	24.3	Horizontal

The Hong Kong Standards and Testing Centre Ltd.

10 Dai Wang Street, Taipo Industrial Estate, N.T., Hong Kong

Tel: (852) 2666 1888 Fax: (852) 2664 4353 Homepage: www.hkstc.org E-mail: hkstc@hkstc.org

This report shall not be reproduced unless with prior written approval from The Hong Kong Standards and Testing Centre Ltd
For Conditions of Issuance of this test report, please refer to the overleaf or Homepage



STC Test Report

Date: 2013-06-28

Page 12 of 93

No.: DM111359

Result of Tx mode (2402.0 MHz) (GFSK mode) (Above 1GHz): Pass

Field Strength of Spurious Emissions Average Value						
Frequency MHz	Measured Level @3m dB μ V	Correction Factor dB/m	Field Strength dB μ V/m	Limit @3m dB μ V/m	Margin dB μ V/m	E-Field Polarity
4804.0	-3.9	41.5	37.6	54.0	16.4	Vertical
4804.0	-4.9	42.4	37.5	54.0	16.5	Horizontal
7206.0	-8.5	45.1	36.6	54.0	17.4	Vertical
7206.0	-9.7	46.2	36.5	54.0	17.5	Horizontal
9608.0	-12.4	48	35.6	54.0	18.4	Vertical
9608.0	-13.3	48.8	35.5	54.0	18.5	Horizontal
12010.0	-16.5	51.5	35.0	54.0	19.0	Vertical
12010.0	-17.5	52.4	34.9	54.0	19.1	Horizontal

The Hong Kong Standards and Testing Centre Ltd.

10 Dai Wang Street, Taipo Industrial Estate, N.T., Hong Kong

Tel: (852) 2666 1888 Fax: (852) 2664 4353 Homepage: www.hkstc.org E-mail: hkstc@hkstc.org

This report shall not be reproduced unless with prior written approval from The Hong Kong Standards and Testing Centre Ltd
For Conditions of Issuance of this test report, please refer to the overleaf or Homepage



STC Test Report

Date: 2013-06-28

Page 13 of 93

No.: DM111359

Result of Tx mode (2441.0 MHz) (GFSK mode) (9kHz – 30MHz): Pass

Field Strength of Spurious Emissions						
Average Value						
Frequency MHz	Measured Level dBμV	Correction Factor dB/m	Field Strength dBμV/m	Field Strength μV/m	Limit μV/m	E-Field Polarity
Emissions detected are more than 20 dB below the FCC Limits						

Results of Tx mode (2441.0 MHz) (GFSK mode) (30MHz – 1000MHz): PASS

Field Strength of Spurious Emissions						
Average Value						
Frequency MHz	Measured Level dBμV	Correction Factor dB/m	Field Strength dBμV/m	Field Strength μV/m	Limit μV/m	E-Field Polarity
Emissions detected are more than 20 dB below the FCC Limits						

Result of Tx mode (2441.0 MHz) (GFSK mode) (Above 1GHz): Pass

Field Strength of Spurious Emissions						
Peak Value						
Frequency MHz	Measured Level @3m dBuV	Correction Factor dB/m	Field Strength dBuV/m	Limit @3m dBuV/m	Margin dBuV/m	E-Field Polarity
4882.0	9.0	41.6	50.6	74.0	23.4	Vertical
4882.0	7.9	42.5	50.4	74.0	23.6	Horizontal
7323.0	5.0	45.2	50.2	74.0	23.8	Vertical
7323.0	3.8	46.3	50.1	74.0	23.9	Horizontal
9764.0	2.5	48.1	50.6	74.0	23.4	Vertical
9764.0	1.6	48.9	50.5	74.0	23.5	Horizontal
12205.0	-2.0	51.6	49.6	74.0	24.4	Vertical
12205.0	-3.1	52.5	49.4	74.0	24.6	Horizontal

The Hong Kong Standards and Testing Centre Ltd.

10 Dai Wang Street, Taipo Industrial Estate, N.T., Hong Kong

Tel: (852) 2666 1888 Fax: (852) 2664 4353 Homepage: www.hkstc.org E-mail: hkstc@hkstc.org

This report shall not be reproduced unless with prior written approval from The Hong Kong Standards and Testing Centre Ltd
For Conditions of Issuance of this test report, please refer to the overleaf or Homepage



STC Test Report

Date: 2013-06-28

Page 14 of 93

No.: DM111359

Result of Tx mode (2441.0 MHz) (GFSK mode) (Above 1GHz): Pass

Field Strength of Spurious Emissions Average Value						
Frequency MHz	Measured Level @3m dBuV	Correction Factor dB/m	Field Strength dBuV/m	Limit @3m dBuV/m	Margin dBuV/m	E-Field Polarity
4882.0	9.0	41.6	50.6	54.0	3.4	Vertical
4882.0	7.9	42.5	50.4	54.0	3.6	Horizontal
7323.0	5.0	45.2	50.2	54.0	3.8	Vertical
7323.0	3.8	46.3	50.1	54.0	3.9	Horizontal
9764.0	-13.0	48.1	35.1	54.0	18.9	Vertical
9764.0	-13.6	48.9	35.3	54.0	18.7	Horizontal
12205.0	-17.3	51.6	34.3	54.0	19.7	Vertical
12205.0	-17.9	52.5	34.6	54.0	19.4	Horizontal

The Hong Kong Standards and Testing Centre Ltd.

10 Dai Wang Street, Taipo Industrial Estate, N.T., Hong Kong

Tel: (852) 2666 1888 Fax: (852) 2664 4353 Homepage: www.hkstc.org E-mail: hkstc@hkstc.org

This report shall not be reproduced unless with prior written approval from The Hong Kong Standards and Testing Centre Ltd
For Conditions of Issuance of this test report, please refer to the overleaf or Homepage



STC Test Report

Date: 2013-06-28

Page 15 of 93

No.: DM111359

Result of Tx mode (2480.0 MHz) (GFSK mode) (9kHz – 30MHz): Pass

Field Strength of Spurious Emissions						
Average Value						
Frequency MHz	Measured Level dBμV	Correction Factor dB/m	Field Strength dBμV/m	Field Strength μV/m	Limit μV/m	E-Field Polarity
Emissions detected are more than 20 dB below the FCC Limits						

Results of Tx mode (2480.0 MHz) (GFSK mode) (30MHz – 1000MHz): PASS

Field Strength of Spurious Emissions						
Average Value						
Frequency MHz	Measured Level dBμV	Correction Factor dB/m	Field Strength dBμV/m	Field Strength μV/m	Limit μV/m	E-Field Polarity
Emissions detected are more than 20 dB below the FCC Limits						

Result of Tx mode (2480.0 MHz) (GFSK mode) (Above 1GHz): Pass

Field Strength of Spurious Emissions						
Peak Value						
Frequency MHz	Measured Level @3m dBuV	Correction Factor dB/m	Field Strength dBuV/m	Limit @3m dBuV/m	Margin dBuV/m	E-Field Polarity
4960.0	8.7	41.4	50.1	74.0	23.9	Vertical
4960.0	7.3	42.7	50.0	74.0	24.0	Horizontal
7440.0	4.7	45.6	50.3	74.0	23.7	Vertical
7440.0	3.6	46.5	50.1	74.0	23.9	Horizontal
9920.0	1.2	48.6	49.8	74.0	24.2	Vertical
9920.0	-0.8	49.7	48.9	74.0	25.1	Horizontal
12400.0	-2.8	51.7	48.9	74.0	25.1	Vertical
12400.0	-4.5	52.7	48.2	74.0	25.8	Horizontal

The Hong Kong Standards and Testing Centre Ltd.

10 Dai Wang Street, Taipo Industrial Estate, N.T., Hong Kong

Tel: (852) 2666 1888 Fax: (852) 2664 4353 Homepage: www.hkstc.org E-mail: hkstc@hkstc.org

This report shall not be reproduced unless with prior written approval from The Hong Kong Standards and Testing Centre Ltd
For Conditions of Issuance of this test report, please refer to the overleaf or Homepage



STC Test Report

Date: 2013-06-28

Page 16 of 93

No.: DM111359

Result of Tx mode (2480.0 MHz) (GFSK mode) (Above 1GHz): Pass

Field Strength of Spurious Emissions Average Value						
Frequency MHz	Measured Level @3m dBuV	Correction Factor dB/m	Field Strength dBuV/m	Limit @3m dBuV/m	Margin dBuV/m	E-Field Polarity
4960.0	-6.2	41.4	35.2	54.0	18.8	Vertical
4960.0	-7.5	42.7	35.2	54.0	18.8	Horizontal
7440.0	-10.0	45.6	35.6	54.0	18.4	Vertical
7440.0	-11.2	46.5	35.3	54.0	18.7	Horizontal
9920.0	-13.6	48.6	35.0	54.0	19.0	Vertical
9920.0	-15.5	49.7	34.2	54.0	19.8	Horizontal
12400.0	-17.7	51.7	34.0	54.0	20.0	Vertical
12400.0	-17.2	52.7	35.5	54.0	18.5	Horizontal

The Hong Kong Standards and Testing Centre Ltd.

10 Dai Wang Street, Taipo Industrial Estate, N.T., Hong Kong

Tel: (852) 2666 1888 Fax: (852) 2664 4353 Homepage: www.hkstc.org E-mail: hkstc@hkstc.org

This report shall not be reproduced unless with prior written approval from The Hong Kong Standards and Testing Centre Ltd
For Conditions of Issuance of this test report, please refer to the overleaf or Homepage



STC Test Report

Date: 2013-06-28

Page 17 of 93

No.: DM111359

Result of Tx mode (2402.0 MHz) ($\pi/4$ -DQPSK mode) (9kHz – 30MHz): Pass

Field Strength of Spurious Emissions Average Value						
Frequency MHz	Measured Level dB μ V	Correction Factor dB/m	Field Strength dB μ V/m	Field Strength μ V/m	Limit μ V/m	E-Field Polarity
Emissions detected are more than 20 dB below the FCC Limits						

Result of Tx mode (2402.0 MHz) ($\pi/4$ -DQPSK mode) (30MHz – 1GHz): Pass

Field Strength of Spurious Emissions Average Value						
Frequency MHz	Measured Level dB μ V	Correction Factor dB/m	Field Strength dB μ V/m	Field Strength μ V/m	Limit μ V/m	E-Field Polarity
Emissions detected are more than 20 dB below the FCC Limits						

Result of Tx mode (2402.0 MHz) ($\pi/4$ -DQPSK mode) (Above 1GHz): Pass

Field Strength of Spurious Emissions Peak Value						
Frequency MHz	Measured Level @3m dB μ V	Correction Factor dB/m	Field Strength dB μ V/m	Limit @3m dB μ V/m	Margin dB μ V/m	E-Field Polarity
4804.0	9.1	41.5	50.6	74.0	23.4	Vertical
4804.0	7.8	42.4	50.2	74.0	23.8	Horizontal
7206.0	5.1	45.1	50.2	74.0	23.8	Vertical
7206.0	3.6	46.2	49.8	74.0	24.2	Horizontal
9612.0	2.6	48.0	50.6	74.0	23.4	Vertical
9612.0	1.4	48.8	50.2	74.0	23.8	Horizontal
12010.0	-1.6	51.5	49.9	74.0	24.1	Vertical
12010.0	-2.5	52.4	49.9	74.0	24.1	Horizontal

The Hong Kong Standards and Testing Centre Ltd.

10 Dai Wang Street, Taipo Industrial Estate, N.T., Hong Kong

Tel: (852) 2666 1888 Fax: (852) 2664 4353 Homepage: www.hkstc.org E-mail: hkstc@hkstc.org

This report shall not be reproduced unless with prior written approval from The Hong Kong Standards and Testing Centre Ltd
For Conditions of Issuance of this test report, please refer to the overleaf or Homepage



STC Test Report

Date: 2013-06-28

Page 18 of 93

No.: DM111359

Result of Tx mode (2402.0 MHz) ($\pi/4$ -DQPSK mode) (Above 1GHz): Pass

Field Strength of Spurious Emissions						
Average Value						
Frequency MHz	Measured Level @ 3m dBuV	Correction Factor dB/m	Field Strength dBuV/m	Limit @ 3m dBuV/m	Margin dBuV/m	E-Field Polarity
4804.0	-5.7	41.5	35.8	54.0	18.2	Vertical
4804.0	-6.7	42.4	35.7	54.0	18.3	Horizontal
7206.0	-9.5	45.1	35.6	54.0	18.4	Vertical
7206.0	-10.8	46.2	35.4	54.0	18.6	Horizontal
9608.0	-12.7	48.0	35.3	54.0	18.7	Vertical
9608.0	-13.3	48.8	35.5	54.0	18.5	Horizontal
12010.0	-15.7	51.5	35.8	54.0	18.2	Vertical
12010.0	-16.7	52.4	35.7	54.0	18.3	Horizontal

The Hong Kong Standards and Testing Centre Ltd.

10 Dai Wang Street, Taipo Industrial Estate, N.T., Hong Kong

Tel: (852) 2666 1888 Fax: (852) 2664 4353 Homepage: www.hkstc.org E-mail: hkstc@hkstc.org

This report shall not be reproduced unless with prior written approval from The Hong Kong Standards and Testing Centre Ltd
For Conditions of Issuance of this test report, please refer to the overleaf or Homepage



STC Test Report

Date: 2013-06-28

Page 19 of 93

No.: DM111359

Result of Tx mode (2441.0 MHz) ($\pi/4$ -DQPSK mode) (9kHz – 30MHz): Pass

Field Strength of Spurious Emissions						
Average Value						
Frequency MHz	Measured Level dB μ V	Correction Factor dB/m	Field Strength dB μ V/m	Field Strength μ V/m	Limit μ V/m	E-Field Polarity
Emissions detected are more than 20 dB below the FCC Limits						

Results of Tx mode (2441.0 MHz) ($\pi/4$ -DQPSK mode) (30MHz – 1000MHz): PASS

Field Strength of Spurious Emissions						
Average Value						
Frequency MHz	Measured Level dB μ V	Correction Factor dB/m	Field Strength dB μ V/m	Field Strength μ V/m	Limit μ V/m	E-Field Polarity
Emissions detected are more than 20 dB below the FCC Limits						

Result of Tx mode (2441.0 MHz) ($\pi/4$ -DQPSK mode) (Above 1GHz): Pass

Field Strength of Spurious Emissions						
Peak Value						
Frequency MHz	Measured Level @3m dB μ V	Correction Factor dB/m	Field Strength dB μ V/m	Limit @3m dB μ V/m	Margin dB μ V/m	E-Field Polarity
4882.0	8.8	41.6	50.4	74.0	23.6	Vertical
4882.0	7.8	42.5	50.3	74.0	23.7	Horizontal
7323.0	5.0	45.2	50.2	74.0	23.8	Vertical
7323.0	3.7	46.3	50.0	74.0	24.0	Horizontal
9764.0	1.7	48.1	49.8	74.0	24.2	Vertical
9764.0	0.9	48.9	49.8	74.0	24.2	Horizontal
12205.0	-2	51.6	49.6	74.0	24.4	Vertical
12205.0	-3.2	52.5	49.3	74.0	24.7	Horizontal

The Hong Kong Standards and Testing Centre Ltd.

10 Dai Wang Street, Taipo Industrial Estate, N.T., Hong Kong

Tel: (852) 2666 1888 Fax: (852) 2664 4353 Homepage: www.hkstc.org E-mail: hkstc@hkstc.org

This report shall not be reproduced unless with prior written approval from The Hong Kong Standards and Testing Centre Ltd
For Conditions of Issuance of this test report, please refer to the overleaf or Homepage



STC Test Report

Date: 2013-06-28

Page 20 of 93

No.: DM111359

Result of Tx mode (2441.0 MHz) ($\pi/4$ -DQPSK mode) (Above 1GHz): Pass

Field Strength of Spurious Emissions Average Value						
Frequency MHz	Measured Level @ 3m dBuV	Correction Factor dB/m	Field Strength dBuV/m	Limit @ 3m dBuV/m	Margin dBuV/m	E-Field Polarity
4882.0	-6.3	41.6	35.3	54.0	18.7	Vertical
4882.0	-6.5	42.5	36.0	54.0	18.0	Horizontal
7323.0	-8.9	45.2	36.3	54.0	17.7	Vertical
7323.0	-10.6	46.3	35.7	54.0	18.3	Horizontal
9764.0	-12.1	48.1	36.0	54.0	18.0	Vertical
9764.0	-12.4	48.9	36.5	54.0	17.5	Horizontal
12205.0	-15.5	51.6	36.1	54.0	17.9	Vertical
12205.0	-17.0	52.5	35.5	54.0	18.5	Horizontal

The Hong Kong Standards and Testing Centre Ltd.

10 Dai Wang Street, Taipo Industrial Estate, N.T., Hong Kong
Tel: (852) 2666 1888 Fax: (852) 2664 4353 Homepage: www.hkstc.org E-mail: hkstc@hkstc.org

This report shall not be reproduced unless with prior written approval from The Hong Kong Standards and Testing Centre Ltd
For Conditions of Issuance of this test report, please refer to the overleaf or Homepage



STC Test Report

Date: 2013-06-28

Page 21 of 93

No.: DM111359

Result of Tx mode (2480.0 MHz) ($\pi/4$ -DQPSK mode) (9kHz – 30MHz): Pass

Field Strength of Spurious Emissions						
Average Value						
Frequency MHz	Measured Level dB μ V	Correction Factor dB/m	Field Strength dB μ V/m	Field Strength μ V/m	Limit μ V/m	E-Field Polarity
Emissions detected are more than 20 dB below the FCC Limits						

Results of Tx mode (2480.0 MHz) ($\pi/4$ -DQPSK mode) (30MHz – 1000MHz): PASS

Field Strength of Spurious Emissions						
Average Value						
Frequency MHz	Measured Level dB μ V	Correction Factor dB/m	Field Strength dB μ V/m	Field Strength μ V/m	Limit μ V/m	E-Field Polarity
Emissions detected are more than 20 dB below the FCC Limits						

Result of Tx mode (2480.0 MHz) ($\pi/4$ -DQPSK mode) (Above 1GHz): Pass

Field Strength of Spurious Emissions						
Peak Value						
Frequency MHz	Measured Level @3m dB μ V	Correction Factor dB/m	Field Strength dB μ V/m	Limit @3m dB μ V/m	Margin dB μ V/m	E-Field Polarity
4960.0	8.5	41.4	49.9	74.0	24.1	Vertical
4960.0	6.1	42.7	48.8	74.0	25.2	Horizontal
7440.0	4.3	45.6	49.9	74.0	24.1	Vertical
7440.0	1.9	46.5	48.4	74.0	25.6	Horizontal
9920.0	1.2	48.6	49.8	74.0	24.2	Vertical
9920.0	-0.5	49.7	49.2	74.0	24.8	Horizontal
12400.0	-2.9	51.7	48.8	74.0	25.2	Vertical
12400.0	-3.7	52.7	49.0	74.0	25.0	Horizontal

The Hong Kong Standards and Testing Centre Ltd.

10 Dai Wang Street, Taipo Industrial Estate, N.T., Hong Kong

Tel: (852) 2666 1888 Fax: (852) 2664 4353 Homepage: www.hkstc.org E-mail: hkstc@hkstc.org

This report shall not be reproduced unless with prior written approval from The Hong Kong Standards and Testing Centre Ltd
For Conditions of Issuance of this test report, please refer to the overleaf or Homepage



STC Test Report

Date: 2013-06-28

Page 22 of 93

No.: DM111359

Result of Tx mode (2480.0 MHz) ($\pi/4$ -DQPSK mode) (Above 1GHz): Pass

Field Strength of Spurious Emissions Average Value						
Frequency MHz	Measured Level @ 3m dBuV	Correction Factor dB/m	Field Strength dBuV/m	Limit @ 3m dBuV/m	Margin dBuV/m	E-Field Polarity
4960.0	-5.3	41.4	36.1	54.0	17.9	Vertical
4960.0	-8.1	42.7	34.6	54.0	19.4	Horizontal
7440.0	-9.9	45.6	35.7	54.0	18.3	Vertical
7440.0	-12.2	46.5	34.3	54.0	19.7	Horizontal
9920.0	-12.7	48.6	35.9	54.0	18.1	Vertical
9920.0	-14.3	49.7	35.4	54.0	18.6	Horizontal
12400.0	-16.6	51.7	35.1	54.0	18.9	Vertical
12400.0	-17.1	52.7	35.6	54.0	18.4	Horizontal

The Hong Kong Standards and Testing Centre Ltd.

10 Dai Wang Street, Taipo Industrial Estate, N.T., Hong Kong

Tel: (852) 2666 1888 Fax: (852) 2664 4353 Homepage: www.hkstc.org E-mail: hkstc@hkstc.org

This report shall not be reproduced unless with prior written approval from The Hong Kong Standards and Testing Centre Ltd
For Conditions of Issuance of this test report, please refer to the overleaf or Homepage



STC Test Report

Date: 2013-06-28

Page 23 of 93

No.: DM111359

Result of Tx mode (2402.0 MHz) (8DPSK) (9kHz – 30MHz): Pass

Field Strength of Spurious Emissions Average Value						
Frequency MHz	Measured Level dB μ V	Correction Factor dB/m	Field Strength dB μ V/m	Field Strength μ V/m	Limit μ V/m	E-Field Polarity
Emissions detected are more than 20 dB below the FCC Limits						

Result of Tx mode (2402.0 MHz) (8DPSK) (30MHz – 1GHz): Pass

Field Strength of Spurious Emissions Average Value						
Frequency MHz	Measured Level dB μ V	Correction Factor dB/m	Field Strength dB μ V/m	Field Strength μ V/m	Limit μ V/m	E-Field Polarity
Emissions detected are more than 20 dB below the FCC Limits						

Result of Tx mode (2402.0 MHz) (8DPSK) (Above 1GHz): Pass

Field Strength of Spurious Emissions Peak Value						
Frequency MHz	Measured Level @ 3m dB μ V	Correction Factor dB/m	Field Strength dB μ V/m	Limit @ 3m dB μ V/m	Margin dB μ V/m	E-Field Polarity
4804.0	10.6	41.5	52.1	74.0	21.9	Vertical
4804.0	9.6	42.4	52.0	74.0	22.0	Horizontal
7206.0	5.6	45.1	50.7	74.0	23.3	Vertical
7206.0	4.0	46.2	50.2	74.0	23.8	Horizontal
9608.0	2.2	48.0	50.2	74.0	23.8	Vertical
9608.0	1.5	48.8	50.3	74.0	23.7	Horizontal
12010.0	-1.9	51.8	49.9	74.0	24.1	Vertical
12010.0	-2.6	52.4	49.8	74.0	24.2	Horizontal

The Hong Kong Standards and Testing Centre Ltd.

10 Dai Wang Street, Taipo Industrial Estate, N.T., Hong Kong

Tel: (852) 2666 1888 Fax: (852) 2664 4353 Homepage: www.hkstc.org E-mail: hkstc@hkstc.org

This report shall not be reproduced unless with prior written approval from The Hong Kong Standards and Testing Centre Ltd
For Conditions of Issuance of this test report, please refer to the overleaf or Homepage



STC Test Report

Date: 2013-06-28

Page 24 of 93

No.: DM111359

Result of Tx mode (2402.0 MHz) (8DPSK) (Above 1GHz): Pass

Field Strength of Spurious Emissions Average Value						
Frequency MHz	Measured Level @3m dBuV	Correction Factor dB/m	Field Strength dBuV/m	Limit @3m dBuV/m	Margin dBuV/m	E-Field Polarity
4804.0	-3.6	41.5	37.9	54.0	16.1	Vertical
4804.0	-4.7	42.4	37.7	54.0	16.3	Horizontal
7206.0	-8.8	45.1	36.3	54.0	17.7	Vertical
7206.0	-10.1	46.2	36.1	54.0	17.9	Horizontal
9608.0	-12.1	48.0	35.9	54.0	18.1	Vertical
9608.0	-12.8	48.8	36.0	54.0	18.0	Horizontal
12010.0	-16.1	51.8	35.7	54.0	18.3	Vertical
12010.0	-16.8	52.4	35.6	54.0	18.4	Horizontal

The Hong Kong Standards and Testing Centre Ltd.

10 Dai Wang Street, Taipo Industrial Estate, N.T., Hong Kong

Tel: (852) 2666 1888 Fax: (852) 2664 4353 Homepage: www.hkstc.org E-mail: hkstc@hkstc.org

This report shall not be reproduced unless with prior written approval from The Hong Kong Standards and Testing Centre Ltd
For Conditions of Issuance of this test report, please refer to the overleaf or Homepage



STC Test Report

Date: 2013-06-28

Page 25 of 93

No.: DM111359

Result of Tx mode (2441.0 MHz) (8DPSK) (9kHz – 30MHz): Pass

Field Strength of Spurious Emissions						
Average Value						
Frequency MHz	Measured Level dBμV	Correction Factor dB/m	Field Strength dBμV/m	Field Strength μV/m	Limit μV/m	E-Field Polarity
Emissions detected are more than 20 dB below the FCC Limits						

Results of Tx mode (2441.0 MHz) (8DPSK) (30MHz – 1000MHz): PASS

Field Strength of Spurious Emissions						
Average Value						
Frequency MHz	Measured Level dBμV	Correction Factor dB/m	Field Strength dBμV/m	Field Strength μV/m	Limit μV/m	E-Field Polarity
Emissions detected are more than 20 dB below the FCC Limits						

Result of Tx mode (2441.0 MHz) (8DPSK) (Above 1GHz): Pass

Field Strength of Spurious Emissions						
Peak Value						
Frequency MHz	Measured Level @3m dBuV	Correction Factor dB/m	Field Strength dBuV/m	Limit @3m dBuV/m	Margin dBuV/m	E-Field Polarity
4882.0	9.0	41.6	50.6	74.0	23.4	Vertical
4882.0	8.1	42.5	50.6	74.0	23.4	Horizontal
7323.0	5.7	45.2	50.9	74.0	23.1	Vertical
7323.0	3.9	46.3	50.2	74.0	23.8	Horizontal
9764.0	1.7	48.1	49.8	74.0	24.2	Vertical
9764.0	0.6	48.9	49.5	74.0	24.5	Horizontal
12205.0	-1.4	51.6	50.2	74.0	23.8	Vertical
12205.0	-2.6	52.5	49.9	74.0	24.1	Horizontal

The Hong Kong Standards and Testing Centre Ltd.

10 Dai Wang Street, Taipo Industrial Estate, N.T., Hong Kong

Tel: (852) 2666 1888 Fax: (852) 2664 4353 Homepage: www.hkstc.org E-mail: hkstc@hkstc.org

This report shall not be reproduced unless with prior written approval from The Hong Kong Standards and Testing Centre Ltd
For Conditions of Issuance of this test report, please refer to the overleaf or Homepage



STC Test Report

Date: 2013-06-28

Page 26 of 93

No.: DM111359

Result of Tx mode (2441.0 MHz) (8DPSK) (Above 1GHz): Pass

Field Strength of Spurious Emissions Average Value						
Frequency MHz	Measured Level @3m dBuV	Correction Factor dB/m	Field Strength dBuV/m	Limit @3m dBuV/m	Margin dBuV/m	E-Field Polarity
4882.0	-7.2	41.6	34.4	54.0	19.6	Vertical
4882.0	-6.2	42.5	36.3	54.0	17.7	Horizontal
7323.0	-8.6	45.2	36.6	54.0	17.4	Vertical
7323.0	-10.5	46.3	35.8	54.0	18.2	Horizontal
9764.0	-12.7	48.1	35.4	54.0	18.6	Vertical
9764.0	-13.7	48.9	35.2	54.0	18.8	Horizontal
12205.0	-15.8	51.6	35.8	54.0	18.2	Vertical
12205.0	-16.7	52.6	35.9	54.0	18.1	Horizontal

The Hong Kong Standards and Testing Centre Ltd.

10 Dai Wang Street, Taipo Industrial Estate, N.T., Hong Kong

Tel: (852) 2666 1888 Fax: (852) 2664 4353 Homepage: www.hkstc.org E-mail: hkstc@hkstc.org

This report shall not be reproduced unless with prior written approval from The Hong Kong Standards and Testing Centre Ltd
For Conditions of Issuance of this test report, please refer to the overleaf or Homepage



STC Test Report

Date: 2013-06-28

Page 27 of 93

No.: DM111359

Result of Tx mode (2480.0 MHz) (8DPSK) (9kHz – 30MHz): Pass

Field Strength of Spurious Emissions						
Average Value						
Frequency MHz	Measured Level dBμV	Correction Factor dB/m	Field Strength dBμV/m	Field Strength μV/m	Limit μV/m	E-Field Polarity
Emissions detected are more than 20 dB below the FCC Limits						

Results of Tx mode (2480.0 MHz) (8DPSK) (30MHz – 1000MHz): PASS

Field Strength of Spurious Emissions						
Average Value						
Frequency MHz	Measured Level dBμV	Correction Factor dB/m	Field Strength dBμV/m	Field Strength μV/m	Limit μV/m	E-Field Polarity
Emissions detected are more than 20 dB below the FCC Limits						

Result of Tx mode (2480.0 MHz) (8DPSK) (Above 1GHz): Pass

Field Strength of Spurious Emissions						
Peak Value						
Frequency MHz	Measured Level @3m dBuV	Correction Factor dB/m	Field Strength dBuV/m	Limit @3m dBuV/m	Margin dBuV/m	E-Field Polarity
4960.0	9.0	41.4	50.4	74.0	23.6	Vertical
4960.0	7.9	42.7	50.6	74.0	23.4	Horizontal
7440.0	4.7	45.6	50.3	74.0	23.7	Vertical
7440.0	3.4	46.5	49.9	74.0	24.1	Horizontal
9920.0	1.3	48.6	49.9	74.0	24.1	Vertical
9920.0	0.4	49.7	50.1	74.0	23.9	Horizontal
12400.0	-2.2	51.7	49.5	74.0	24.5	Vertical
12400.0	-3.3	52.7	49.4	74.0	24.6	Horizontal

The Hong Kong Standards and Testing Centre Ltd.

10 Dai Wang Street, Taipo Industrial Estate, N.T., Hong Kong

Tel: (852) 2666 1888 Fax: (852) 2664 4353 Homepage: www.hkstc.org E-mail: hkstc@hkstc.org

This report shall not be reproduced unless with prior written approval from The Hong Kong Standards and Testing Centre Ltd
For Conditions of Issuance of this test report, please refer to the overleaf or Homepage



STC Test Report

Date: 2013-06-28

Page 28 of 93

No.: DM111359

Result of Tx mode (2480.0 MHz) (8DPSK) (Above 1GHz): Pass

Field Strength of Spurious Emissions Average Value						
Frequency MHz	Measured Level @3m dBuV	Correction Factor dB/m	Field Strength dBuV/m	Limit @3m dBuV/m	Margin dBuV/m	E-Field Polarity
4960.0	-5.3	41.4	36.1	54.0	17.9	Vertical
4960.0	-6.7	42.7	36.0	54.0	18.0	Horizontal
7440.0	-9.5	45.6	36.1	54.0	17.9	Vertical
7440.0	-10.8	46.5	35.7	54.0	18.3	Horizontal
9920.0	-12.9	48.6	35.7	54.0	18.3	Vertical
9920.0	-13.8	49.7	35.9	54.0	18.1	Horizontal
12400.0	-16.3	51.7	35.4	54.0	18.6	Vertical
12400.0	-17.6	52.7	35.1	54.0	18.9	Horizontal

Remarks:

* Denotes restricted band of operation.

Measurements were made using a peak detector. Any emission less than 1000MHz and falling within the restricted bands of FCC Rules Part 15 Section 15.205 and the limits of FCC Rules Part 15 Section 15.209 were applied.

Correction Factor included Antenna Factor and Cable Attenuation.

Calculated measurement uncertainty: (9kHz - 30MHz): 3.3dB

(30MHz - 1GHz): 4.6dB

(1GHz - 26GHz): 4.4dB

Emissions in the vertical and horizontal polarizations have been investigated and the worst-case test results are recorded in this report.

The Hong Kong Standards and Testing Centre Ltd.

10 Dai Wang Street, Taipo Industrial Estate, N.T., Hong Kong

Tel: (852) 2666 1888 Fax: (852) 2664 4353 Homepage: www.hkstc.org E-mail: hkstc@hkstc.org

This report shall not be reproduced unless with prior written approval from The Hong Kong Standards and Testing Centre Ltd
For Conditions of Issuance of this test report, please refer to the overleaf or Homepage



STC Test Report

Date: 2013-06-28

Page 29 of 93

No.: DM111359

Limits for Radiated Emissions [FCC 47 CFR 15.209 Class B]:

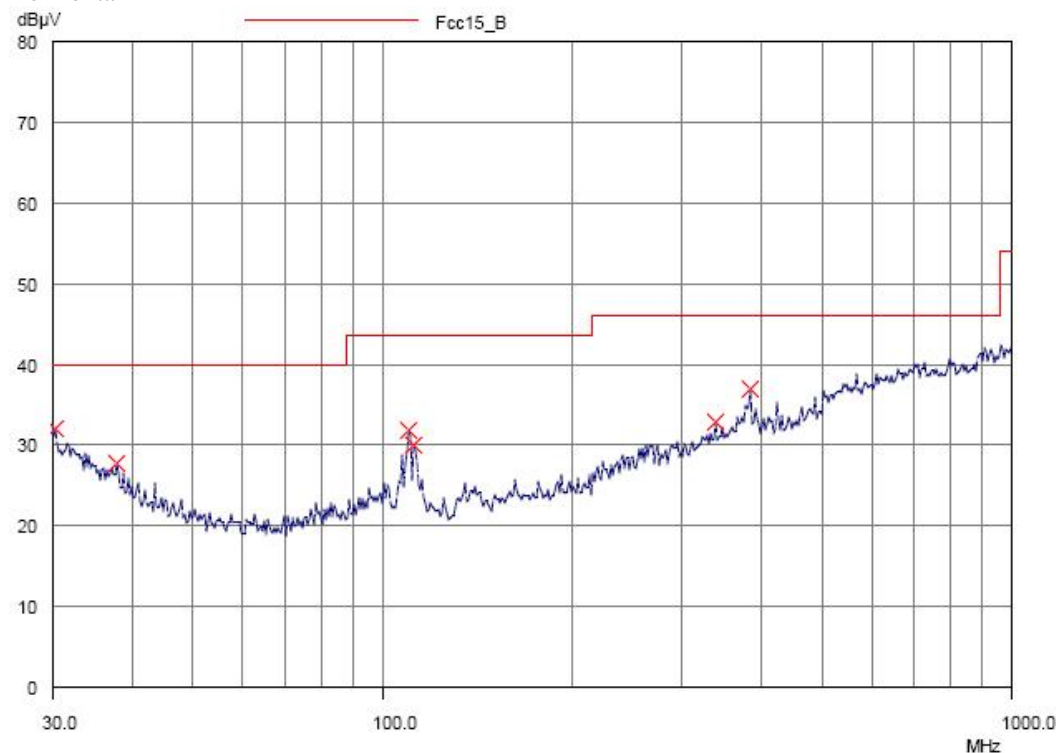
Frequency Range	Quasi-Peak Limits
[MHz]	[$\mu\text{V/m}$]
0.009-0.490	2400/F (kHz)
0.490-1.705	24000/F (kHz)
1.705-30	30
30-88	100
88-216	150
216-960	200
Above 960	500

The emission limits shown in the above table are based on measurement employing a CISPR quasi-peak detector and above 1000MHz are based on measurements employing an average detector.

Result of Bluetooth Communication mode (EUT paired with iPod) (GFSK / $\pi/4$ -DQPSK/ 8DPSK) (30MHz – 1GHz): Pass

Please refer to the following table for result details

Horizontal



The Hong Kong Standards and Testing Centre Ltd.

10 Dai Wang Street, Taipo Industrial Estate, N.T., Hong Kong
Tel: (852) 2666 1888 Fax: (852) 2664 4353 Homepage: www.hkstc.org E-mail: hkstc@hkstc.org

This report shall not be reproduced unless with prior written approval from The Hong Kong Standards and Testing Centre Ltd
For Conditions of Issuance of this test report, please refer to the overleaf or Homepage



STC Test Report

Date: 2013-06-28

Page 30 of 93

No.: DM111359

**Result of Bluetooth Communication mode (EUT paired with iPod) (GFSK / $\pi/4$ -DQPSK/ 8DPSK)
(30MHz – 1GHz): Pass**

Radiated Emissions Quasi-Peak					
Emission Frequency MHz	E-Field Polarity	Level @3m dB μ V/m	Limit @3m dB μ V/m	Level @3m μ V/m	Limit @3m μ V/m
30.3	Horizontal	32.1	40.0	40.3	100
37.8	Horizontal	27.8	40.0	24.5	100
110.5	Horizontal	31.7	43.5	38.5	150
112.4	Horizontal	30.1	43.5	32.0	150
338.8	Horizontal	32.9	46.0	44.2	200
384.0	Horizontal	37.1	46.0	71.6	200

The Hong Kong Standards and Testing Centre Ltd.

10 Dai Wang Street, Taipo Industrial Estate, N.T., Hong Kong

Tel: (852) 2666 1888 Fax: (852) 2664 4353 Homepage: www.hkstc.org E-mail: hkstc@hkstc.org

This report shall not be reproduced unless with prior written approval from The Hong Kong Standards and Testing Centre Ltd
For Conditions of Issuance of this test report, please refer to the overleaf or Homepage



STC Test Report

Date: 2013-06-28

Page 31 of 93

No.: DM111359

Limits for Radiated Emissions [FCC 47 CFR 15.209 Class B]:

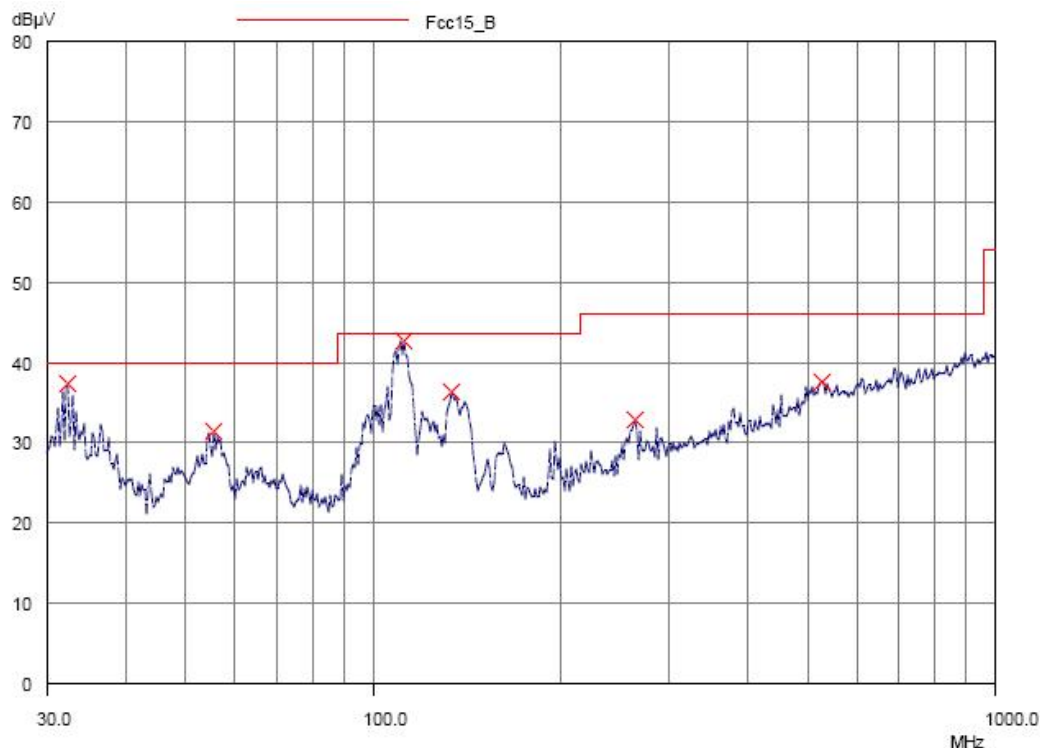
Frequency Range	Quasi-Peak Limits
[MHz]	[$\mu\text{V/m}$]
0.009-0.490	2400/F (kHz)
0.490-1.705	24000/F (kHz)
1.705-30	30
30-88	100
88-216	150
216-960	200
Above960	500

The emission limits shown in the above table are based on measurement employing a CISPR quasi-peak detector and above 1000MHz are based on measurements employing an average detector.

Result of Bluetooth Communication mode (EUT paired with iPod) (GFSK / $\pi/4$ -DQPSK/ 8DPSK) (30MHz – 1GHz): Pass

Please refer to the following table for result details

Vertical



The Hong Kong Standards and Testing Centre Ltd.

10 Dai Wang Street, Taipo Industrial Estate, N.T., Hong Kong
Tel: (852) 2666 1888 Fax: (852) 2664 4353 Homepage: www.hkstc.org E-mail: hkstc@hkstc.org

This report shall not be reproduced unless with prior written approval from The Hong Kong Standards and Testing Centre Ltd
For Conditions of Issuance of this test report, please refer to the overleaf or Homepage



STC Test Report

Date: 2013-06-28

Page 32 of 93

No.: DM111359

**Result of Bluetooth Communication mode (EUT paired with iPod) (GFSK / $\pi/4$ -DQPSK/ 8DPSK)
(30MHz – 1GHz): Pass**

Radiated Emissions Quasi-Peak					
Emission Frequency MHz	E-Field Polarity	Level @3m dB μ V/m	Limit @3m dB μ V/m	Level @3m μ V/m	Limit @3m μ V/m
32.3	Vertical	35.0	40.0	56.2	100
55.6	Vertical	31.5	40.0	37.6	100
112.5	Vertical	40.5	43.5	105.9	150
134.5	Vertical	36.5	43.5	66.8	150
264.0	Vertical	33.1	46.0	45.2	200
526.6	Vertical	37.7	46.0	76.7	200

The Hong Kong Standards and Testing Centre Ltd.

10 Dai Wang Street, Taipo Industrial Estate, N.T., Hong Kong

Tel: (852) 2666 1888 Fax: (852) 2664 4353 Homepage: www.hkstc.org E-mail: hkstc@hkstc.org

This report shall not be reproduced unless with prior written approval from The Hong Kong Standards and Testing Centre Ltd
For Conditions of Issuance of this test report, please refer to the overleaf or Homepage



STC Test Report

Date: 2013-06-28

Page 33 of 93

No.: DM111359

Limits for Radiated Emissions [FCC 47 CFR 15.209 Class B]:

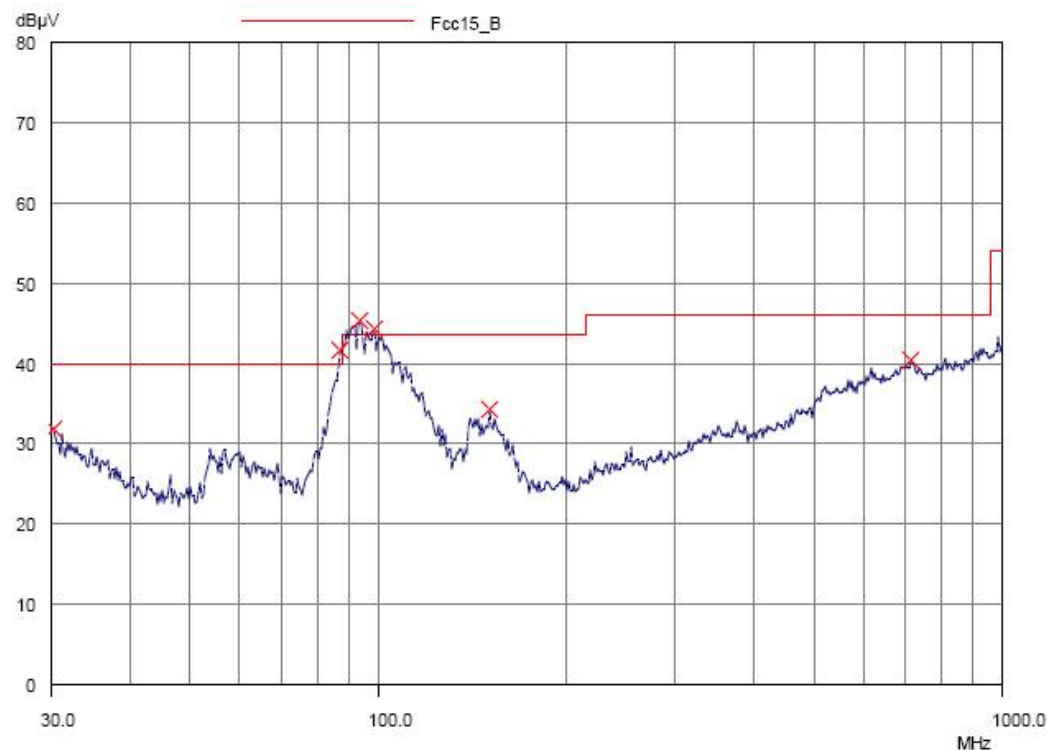
Frequency Range	Quasi-Peak Limits
[MHz]	[$\mu\text{V/m}$]
0.009-0.490	2400/F (kHz)
0.490-1.705	24000/F (kHz)
1.705-30	30
30-88	100
88-216	150
216-960	200
Above 960	500

The emission limits shown in the above table are based on measurement employing a CISPR quasi-peak detector and above 1000MHz are based on measurements employing an average detector.

Result of Aux in mode (Connected to iPod) (30MHz – 1GHz): Pass

Please refer to the following table for result details

Horizontal



The Hong Kong Standards and Testing Centre Ltd.

10 Dai Wang Street, Taipo Industrial Estate, N.T., Hong Kong

Tel: (852) 2666 1888 Fax: (852) 2664 4353 Homepage: www.hkstc.org E-mail: hkstc@hkstc.org

This report shall not be reproduced unless with prior written approval from The Hong Kong Standards and Testing Centre Ltd
For Conditions of Issuance of this test report, please refer to the overleaf or Homepage



STC Test Report

Date: 2013-06-28

Page 34 of 93

No.: DM111359

Result of Aux in mode (Connected to iPod) (30MHz – 1GHz): Pass

Radiated Emissions					
Quasi-Peak					
Emission Frequency MHz	E-Field Polarity	Level @3m dB μ V/m	Limit @3m dB μ V/m	Level @3m μ V/m	Limit @3m μ V/m
30.3	Horizontal	31.9	40.0	39.4	100
87.4	Horizontal	38.7	40.0	86.1	100
93.6	Horizontal	41.8	43.5	123.0	150
98.9	Horizontal	40.3	43.5	103.5	150
151.7	Horizontal	34.4	43.5	52.5	150
714.8	Horizontal	38.5	46.0	84.1	200

The Hong Kong Standards and Testing Centre Ltd.

10 Dai Wang Street, Taipo Industrial Estate, N.T., Hong Kong

Tel: (852) 2666 1888 Fax: (852) 2664 4353 Homepage: www.hkstc.org E-mail: hkstc@hkstc.org

This report shall not be reproduced unless with prior written approval from The Hong Kong Standards and Testing Centre Ltd
For Conditions of Issuance of this test report, please refer to the overleaf or Homepage



STC Test Report

Date: 2013-06-28

Page 35 of 93

No.: DM111359

Limits for Radiated Emissions [FCC 47 CFR 15.209 Class B]:

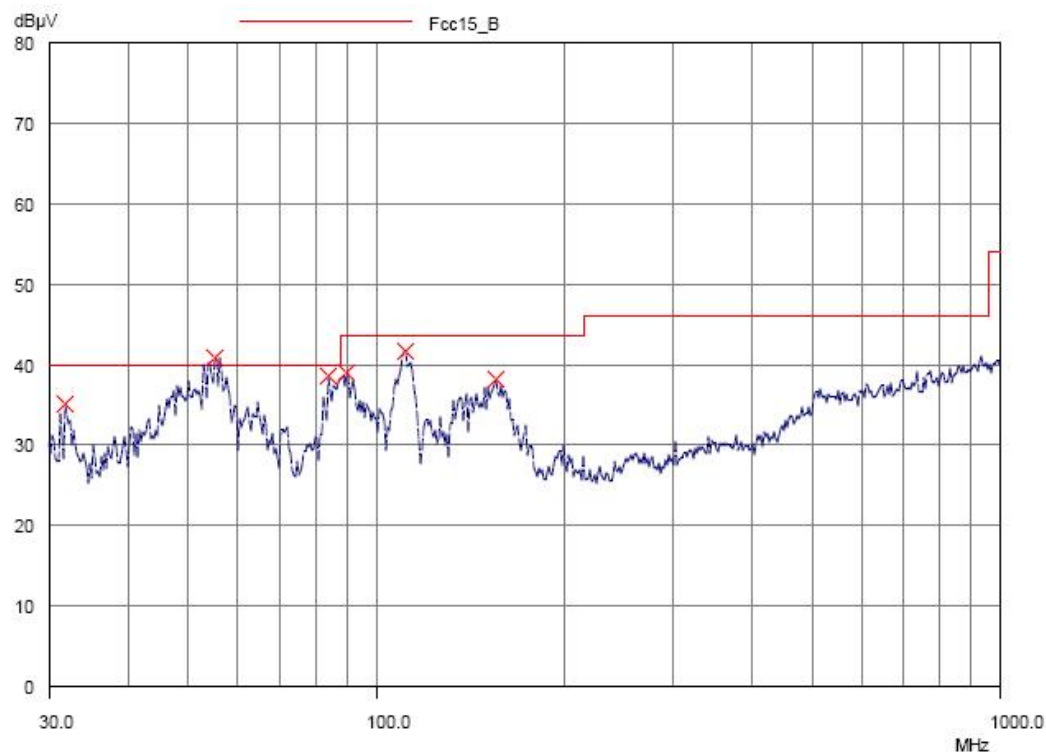
Frequency Range	Quasi-Peak Limits
[MHz]	[$\mu\text{V/m}$]
0.009-0.490	2400/F (kHz)
0.490-1.705	24000/F (kHz)
1.705-30	30
30-88	100
88-216	150
216-960	200
Above960	500

The emission limits shown in the above table are based on measurement employing a CISPR quasi-peak detector and above 1000MHz are based on measurements employing an average detector.

Result of Aux in mode (Connected to iPod) (30MHz – 1GHz): Pass

Please refer to the following table for result details

Vertical



The Hong Kong Standards and Testing Centre Ltd.

10 Dai Wang Street, Taipo Industrial Estate, N.T., Hong Kong

Tel: (852) 2666 1888 Fax: (852) 2664 4353 Homepage: www.hkstc.org E-mail: hkstc@hkstc.org

This report shall not be reproduced unless with prior written approval from The Hong Kong Standards and Testing Centre Ltd
For Conditions of Issuance of this test report, please refer to the overleaf or Homepage



STC Test Report

Date: 2013-06-28

Page 36 of 93

No.: DM111359

Result of Aux in mode (Connected to iPod) (30MHz – 1GHz): Pass

Radiated Emissions Quasi-Peak					
Emission Frequency MHz	E-Field Polarity	Level @3m dB μ V/m	Limit @3m dB μ V/m	Level @3m μ V/m	Limit @3m μ V/m
31.7	Vertical	35.1	40.0	56.9	100
55.3	Vertical	38.9	40.0	88.1	100
84.3	Vertical	37.6	40.0	75.9	100
90.1	Vertical	38.8	43.5	87.1	150
111.9	Vertical	40.2	43.5	102.3	150
155.9	Vertical	38.3	43.5	82.2	150

Remarks:

Calculated measurement uncertainty (30MHz – 1GHz): 4.6dB

Emissions in the vertical and horizontal polarizations have been investigated and the worst -case test results are recorded in this report.

The Hong Kong Standards and Testing Centre Ltd.

10 Dai Wang Street, Taipo Industrial Estate, N.T., Hong Kong

Tel: (852) 2666 1888 Fax: (852) 2664 4353 Homepage: www.hkstc.org E-mail: hkstc@hkstc.org

This report shall not be reproduced unless with prior written approval from The Hong Kong Standards and Testing Centre Ltd
For Conditions of Issuance of this test report, please refer to the overleaf or Homepage



STC Test Report

Date: 2013-06-28

Page 37 of 93

No.: DM111359

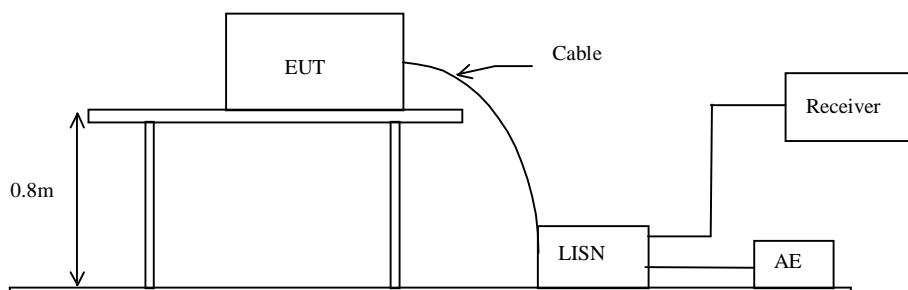
3.1.3 AC Mains Conducted Emissions (0.15MHz to 30MHz)

Test Requirement:	FCC 47CFR 15.207
Test Method:	ANSI C63.4:2009
Test Date:	2013-06-04
Mode of Operation:	Bluetooth Communication mode (EUT paired with iPod) / Aux in mode (Connected to iPod)
Test Voltage:	117Va.c., 60Hz

Test Method:

The test was performed in accordance with ANSI C63.4: 2009, with the following: an initial measurement was performed in peak and average detection mode on the live line, any emissions recorded within 30dB of the relevant limit line were re-measured using quasi-peak and average detection on the live and neutral lines with the worst case recorded in the table of results.

Test Setup:



The Hong Kong Standards and Testing Centre Ltd.

10 Dai Wang Street, Taipo Industrial Estate, N.T., Hong Kong

Tel: (852) 2666 1888 Fax: (852) 2664 4353 Homepage: www.hkstc.org E-mail: hkstc@hkstc.org

This report shall not be reproduced unless with prior written approval from The Hong Kong Standards and Testing Centre Ltd
For Conditions of Issuance of this test report, please refer to the overleaf or Homepage



STC Test Report

Date: 2013-06-28

Page 38 of 93

No.: DM111359

Limit for Conducted Emissions (FCC 47 CFR 15.207):

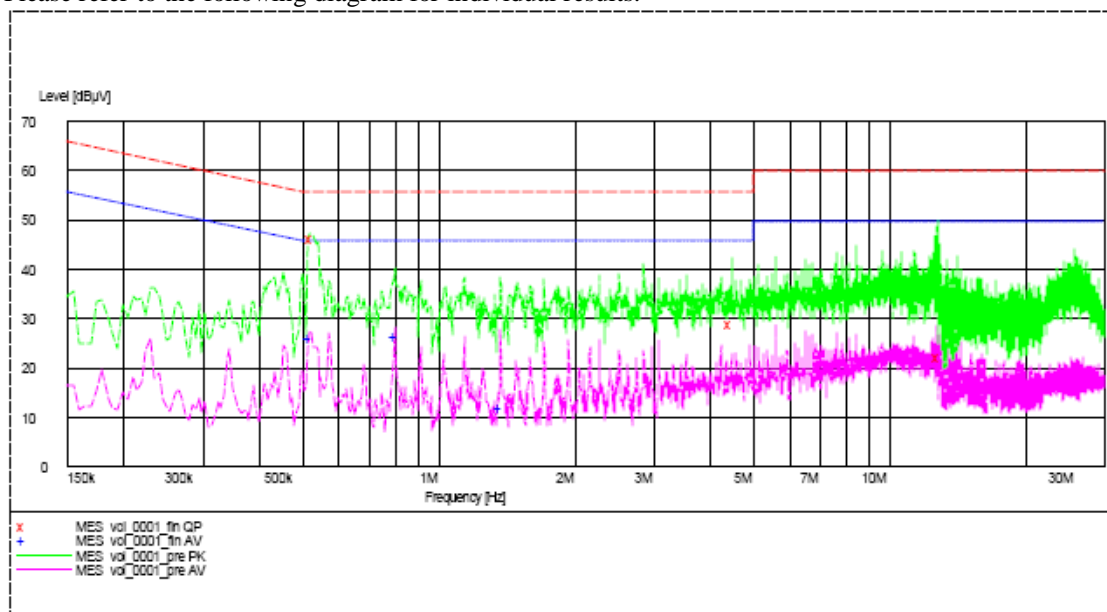
Frequency Range [MHz]	Quasi-Peak Limits [dBμV]	Average [dBμV]
0.15-0.5	66 to 56*	56 to 46*
0.5-5.0	56	46
5.0-30.0	60	50

* Decreases with the logarithm of the frequency.

Limits for Conducted Emissions Test, please refer to limit lines (Quasi-Peak and Average) in the following diagram.

Results of Bluetooth Communication mode (EUT paired with iPod) (L): PASS

Please refer to the following diagram for individual results.



The Hong Kong Standards and Testing Centre Ltd.

10 Dai Wang Street, Taipo Industrial Estate, N.T., Hong Kong

Tel: (852) 2666 1888 Fax: (852) 2664 4353 Homepage: www.hkstc.org E-mail: hkstc@hkstc.org

This report shall not be reproduced unless with prior written approval from The Hong Kong Standards and Testing Centre Ltd
For Conditions of Issuance of this test report, please refer to the overleaf or Homepage



STC Test Report

Date: 2013-06-28

Page 39 of 93

No.: DM111359

Results of Bluetooth Communication mode (EUT paired with iPod) (L): PASS

Conductor Live or Neutral	Frequency MHz	Quasi-peak		Average	
		Level dB μ V	Limit dB μ V	Level dB μ V	Limit dB μ V
Live	0.520	-*-	-*-	26.2	46.0
Live	0.800	-*-	-*-	26.5	46.0
Live	1.375	-*-	-*-	12.1	46.0
Live	0.525	46.1	56.0	-*-	-*-
Live	4.470	28.9	56.0	-*-	-*-
Live	12.800	22.2	60.0	-*-	-*-

The Hong Kong Standards and Testing Centre Ltd.

10 Dai Wang Street, Taipo Industrial Estate, N.T., Hong Kong

Tel: (852) 2666 1888 Fax: (852) 2664 4353 Homepage: www.hkstc.org E-mail: hkstc@hkstc.org

This report shall not be reproduced unless with prior written approval from The Hong Kong Standards and Testing Centre Ltd
For Conditions of Issuance of this test report, please refer to the overleaf or Homepage



STC Test Report

Date: 2013-06-28

Page 40 of 93

No.: DM111359

Limit for Conducted Emissions (FCC 47 CFR 15.207):

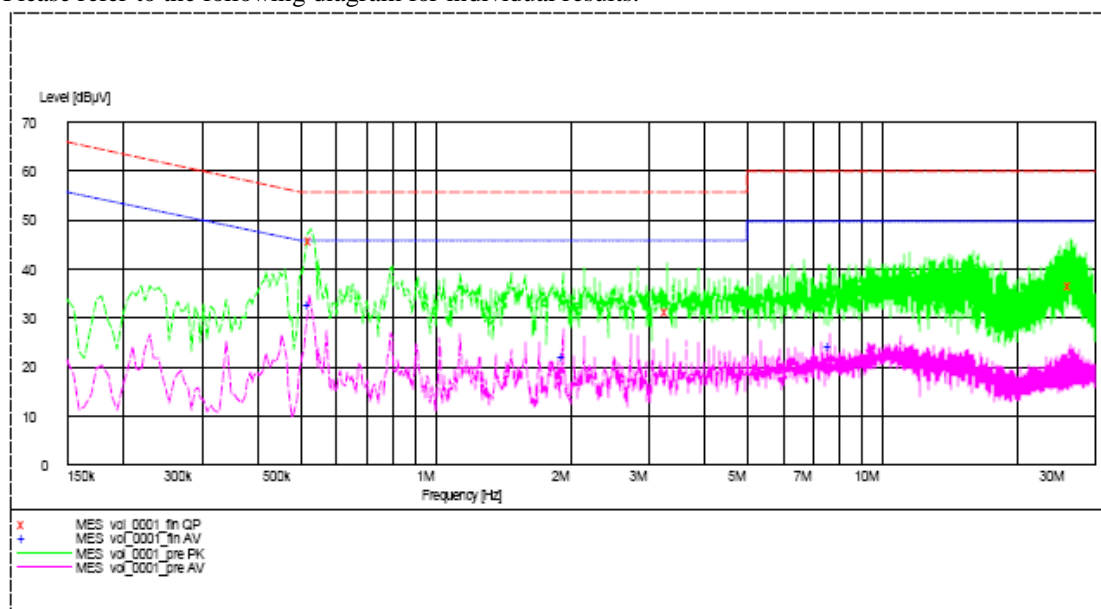
Frequency Range [MHz]	Quasi-Peak Limits [dBμV]	Average [dBμV]
0.15-0.5	66 to 56*	56 to 46*
0.5-5.0	56	46
5.0-30.0	60	50

* Decreases with the logarithm of the frequency.

Limits for Conducted Emissions Test, please refer to limit lines (Quasi-Peak and Average) in the following diagram.

Results of Bluetooth Communication mode (EUT paired with iPod) (N): PASS

Please refer to the following diagram for individual results.



The Hong Kong Standards and Testing Centre Ltd.

10 Dai Wang Street, Taipo Industrial Estate, N.T., Hong Kong

Tel: (852) 2666 1888 Fax: (852) 2664 4353 Homepage: www.hkstc.org E-mail: hkstc@hkstc.org

This report shall not be reproduced unless with prior written approval from The Hong Kong Standards and Testing Centre Ltd
For Conditions of Issuance of this test report, please refer to the overleaf or Homepage



STC Test Report

Date: 2013-06-28

Page 41 of 93

No.: DM111359

Results of Bluetooth Communication mode (EUT paired with iPod) (N): PASS

Conductor Live or Neutral	Frequency MHz	Quasi-peak		Average	
		Level dB μ V	Limit dB μ V	Level dB μ V	Limit dB μ V
Neutral	0.525	-*-	-*-	32.8	46.0
Neutral	1.935	-*-	-*-	22.1	46.0
Neutral	7.660	-*-	-*-	24.3	50.0
Neutral	0.530	45.9	56.0	-*-	-*-
Neutral	3.310	31.5	56.0	-*-	-*-
Neutral	26.495	36.7	60.0	-*-	-*-

The Hong Kong Standards and Testing Centre Ltd.

10 Dai Wang Street, Taipo Industrial Estate, N.T., Hong Kong
Tel: (852) 2666 1888 Fax: (852) 2664 4353 Homepage: www.hkstc.org E-mail: hkstc@hkstc.org

This report shall not be reproduced unless with prior written approval from The Hong Kong Standards and Testing Centre Ltd
For Conditions of Issuance of this test report, please refer to the overleaf or Homepage



STC Test Report

Date: 2013-06-28

Page 42 of 93

No.: DM111359

Limit for Conducted Emissions (FCC 47 CFR 15.207):

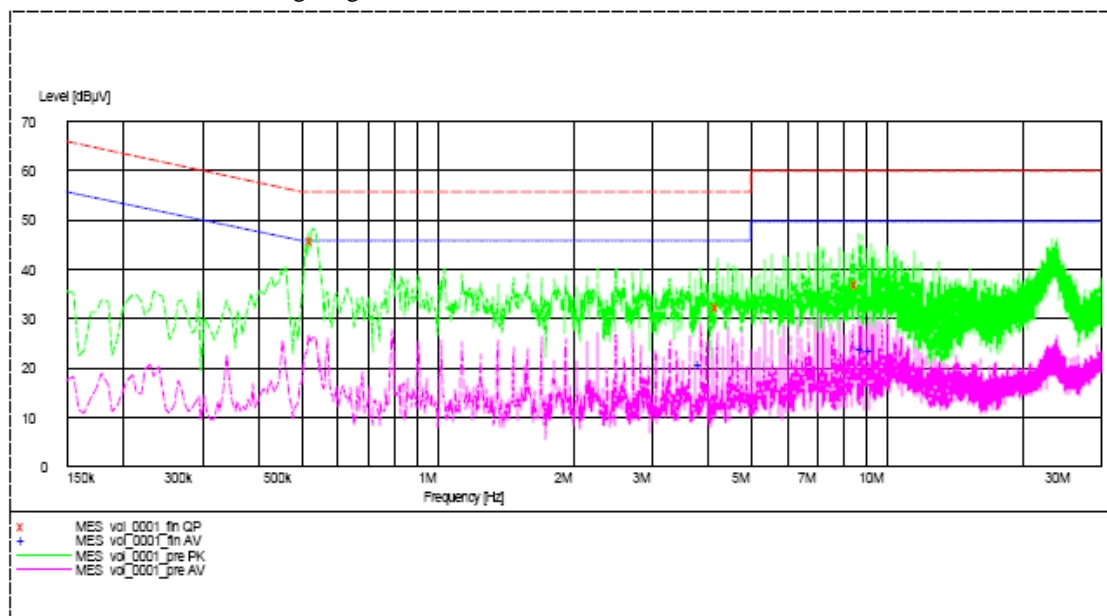
Frequency Range [MHz]	Quasi-Peak Limits [dBμV]	Average [dBμV]
0.15-0.5	66 to 56*	56 to 46*
0.5-5.0	56	46
5.0-30.0	60	50

* Decreases with the logarithm of the frequency.

Limits for Conducted Emissions Test, please refer to limit lines (Quasi-Peak and Average) in the following diagram.

Results of Aux in mode (Connected to iPod) (L): PASS

Please refer to the following diagram for individual results.



The Hong Kong Standards and Testing Centre Ltd.

10 Dai Wang Street, Taipo Industrial Estate, N.T., Hong Kong

Tel: (852) 2666 1888 Fax: (852) 2664 4353 Homepage: www.hkstc.org E-mail: hkstc@hkstc.org

This report shall not be reproduced unless with prior written approval from The Hong Kong Standards and Testing Centre Ltd
For Conditions of Issuance of this test report, please refer to the overleaf or Homepage



STC Test Report

Date: 2013-06-28

Page 43 of 93

No.: DM111359

Results of Aux in mode (Connected to iPod) (L): PASS

Conductor Live or Neutral	Frequency MHz	Quasi-peak		Average	
		Level dB μ V	Limit dB μ V	Level dB μ V	Limit dB μ V
Live	3.865	-*-	-*-	21.0	46.0
Live	8.875	-*-	-*-	24.0	50.0
Live	9.215	-*-	-*-	23.6	50.0
Live	0.530	45.9	56.0	-*-	-*-
Live	4.205	32.6	56.0	-*-	-*-
Live	8.645	37.1	60.0	-*-	-*-

The Hong Kong Standards and Testing Centre Ltd.

10 Dai Wang Street, Taipo Industrial Estate, N.T., Hong Kong

Tel: (852) 2666 1888 Fax: (852) 2664 4353 Homepage: www.hkstc.org E-mail: hkstc@hkstc.org

This report shall not be reproduced unless with prior written approval from The Hong Kong Standards and Testing Centre Ltd
For Conditions of Issuance of this test report, please refer to the overleaf or Homepage



STC Test Report

Date: 2013-06-28

Page 44 of 93

No.: DM111359

Limit for Conducted Emissions (FCC 47 CFR 15.207):

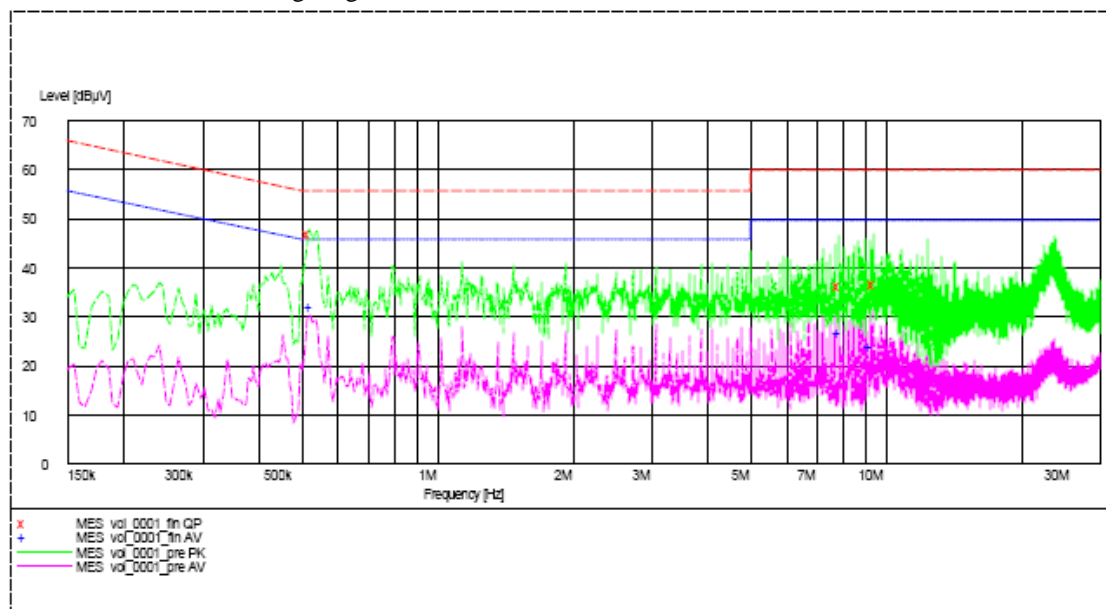
Frequency Range [MHz]	Quasi-Peak Limits [dB μ V]	Average [dB μ V]
0.15-0.5	66 to 56*	56 to 46*
0.5-5.0	56	46
5.0-30.0	60	50

* Decreases with the logarithm of the frequency.

Limits for Conducted Emissions Test, please refer to limit lines (Quasi-Peak and Average) in the following diagram.

Results of Aux in mode (Connected to iPod) (N): PASS

Please refer to the following diagram for individual results.



The Hong Kong Standards and Testing Centre Ltd.

10 Dai Wang Street, Taipo Industrial Estate, N.T., Hong Kong

Tel: (852) 2666 1888 Fax: (852) 2664 4353 Homepage: www.hkstc.org E-mail: hkstc@hkstc.org

This report shall not be reproduced unless with prior written approval from The Hong Kong Standards and Testing Centre Ltd
For Conditions of Issuance of this test report, please refer to the overleaf or Homepage



STC Test Report

Date: 2013-06-28

Page 45 of 93

No.: DM111359

Results of Aux in mode (Connected to iPod) (N): PASS

Conductor Live or Neutral	Frequency MHz	Quasi-peak		Average	
		Level dB μ V	Limit dB μ V	Level dB μ V	Limit dB μ V
Neutral	0.525	-*-	-*-	32.0	46.0
Neutral	7.855	-*-	-*-	27.0	50.0
Neutral	9.220	-*-	-*-	23.9	50.0
Neutral	0.520	46.9	56.0	-*-	-*-
Neutral	7.850	36.3	60.0	-*-	-*-
Neutral	9.445	36.9	60.0	-*-	-*-

Remarks:

Calculated measurement uncertainty (0.15MHz – 30MHz): 3.2dB

-*- Emission(s) that is far below the corresponding limit line.

The Hong Kong Standards and Testing Centre Ltd.

10 Dai Wang Street, Taipo Industrial Estate, N.T., Hong Kong

Tel: (852) 2666 1888 Fax: (852) 2664 4353 Homepage: www.hkstc.org E-mail: hkstc@hkstc.org

This report shall not be reproduced unless with prior written approval from The Hong Kong Standards and Testing Centre Ltd
For Conditions of Issuance of this test report, please refer to the overleaf or Homepage



STC Test Report

Date: 2013-06-28

Page 46 of 93

No.: DM111359

3.1.4 Number of Hopping Frequency

Limit of Number of Hopping Frequency

Frequency hopping systems in the 2400–2483.5 MHz band shall use at least 15 channels

Test Method:

The RF output of the EUT was connected to the spectrum analyzer by a low loss cable.

Spectrum Analyzer Setting:

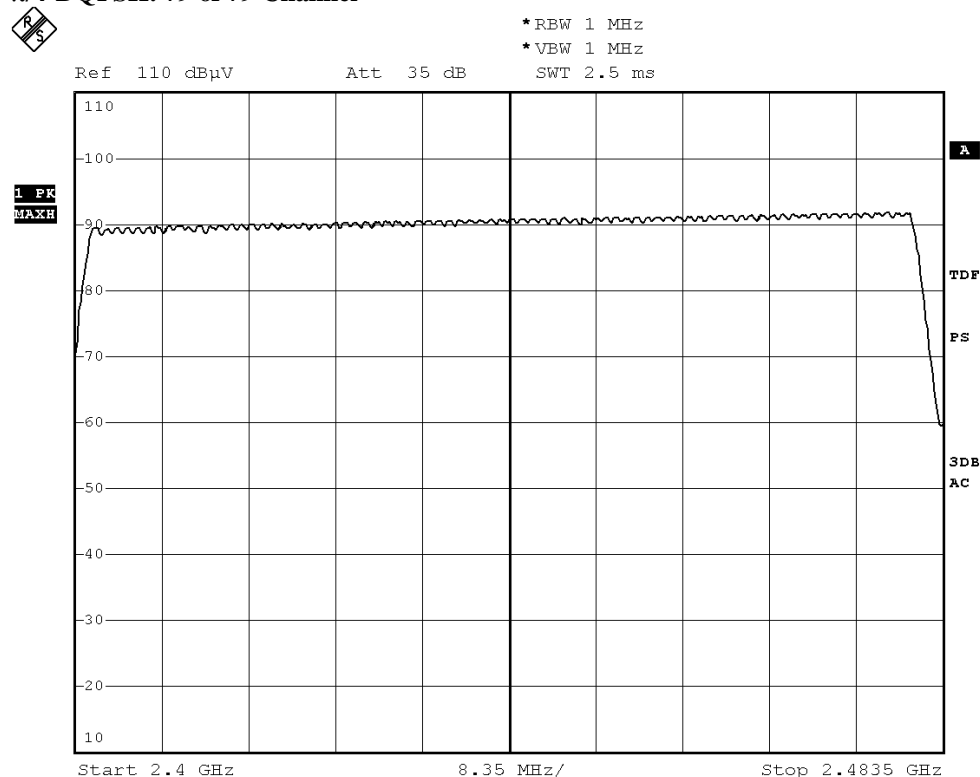
RBW = 100kHz, VBW = 3 KHz, Sweep = Auto, Span = the frequency band of operation
Detector = Peak, Trace = Max. hold

Test Setup:

As Test Setup of clause 3.1.1 in this test report.

Measurement Data:

$\pi/4$ -DQPSK: 79 of 79 Channel



The Hong Kong Standards and Testing Centre Ltd.

10 Dai Wang Street, Taipo Industrial Estate, N.T., Hong Kong

Tel: (852) 2666 1888 Fax: (852) 2664 4353 Homepage: www.hkstc.org E-mail: hkstc@hkstc.org

This report shall not be reproduced unless with prior written approval from The Hong Kong Standards and Testing Centre Ltd
For Conditions of Issuance of this test report, please refer to the overleaf or Homepage



STC Test Report

Date: 2013-06-28

Page 47 of 93

No.: DM111359

3.1.5 20dB Bandwidth

Test Requirement:	FCC 47CFR 15.247(a)(1)
Test Method:	ANSI C63.4:2009
Test Date:	2013-06-05
Mode of Operation:	Communication mode

Remark:

The result has been done on all the possible configurations for searching the worst cases.

Test Method:

The bandwidth is measured at an amplitude level reduced from the reference level by a specified ratio. The reference level is the level of the highest amplitude signal observed from the transmitter at the fundamental frequency. Once the reference level is established, the equipment is conditioned with typical modulating signal to produce the worst-case (i.e. the widest) bandwidth.

Test Setup:

As Test Setup of clause 3.1.1 in this test report.

The Hong Kong Standards and Testing Centre Ltd.

10 Dai Wang Street, Taipo Industrial Estate, N.T., Hong Kong
Tel: (852) 2666 1888 Fax: (852) 2664 4353 Homepage: www.hkstc.org E-mail: hkstc@hkstc.org

This report shall not be reproduced unless with prior written approval from The Hong Kong Standards and Testing Centre Ltd
For Conditions of Issuance of this test report, please refer to the overleaf or Homepage



STC Test Report

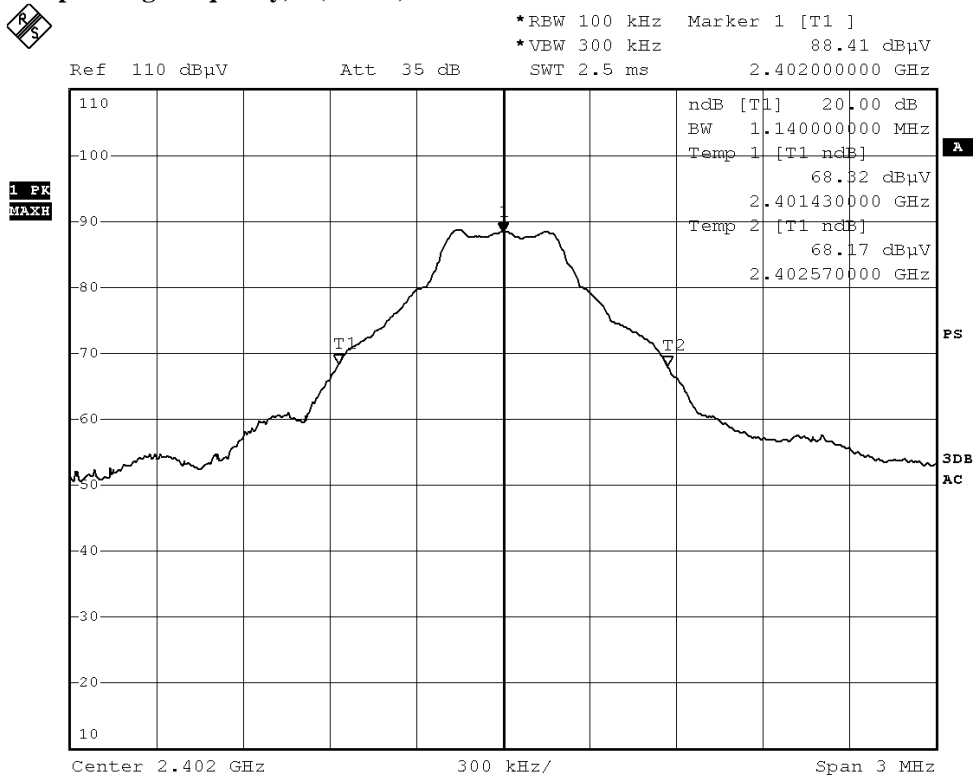
Date: 2013-06-28

Page 48 of 93

No.: DM111359

Fundamental Frequency [MHz]	20dB Bandwidth [MHz]	FCC Limits [MHz]
2402	1.14	Within 2400-2483.5

(Lowest Operating Frequency) - (GFSK)



The Hong Kong Standards and Testing Centre Ltd.

10 Dai Wang Street, Taipo Industrial Estate, N.T., Hong Kong

Tel: (852) 2666 1888 Fax: (852) 2664 4353 Homepage: www.hkstc.org E-mail: hkstc@hkstc.org

This report shall not be reproduced unless with prior written approval from The Hong Kong Standards and Testing Centre Ltd
For Conditions of Issuance of this test report, please refer to the overleaf or Homepage



STC Test Report

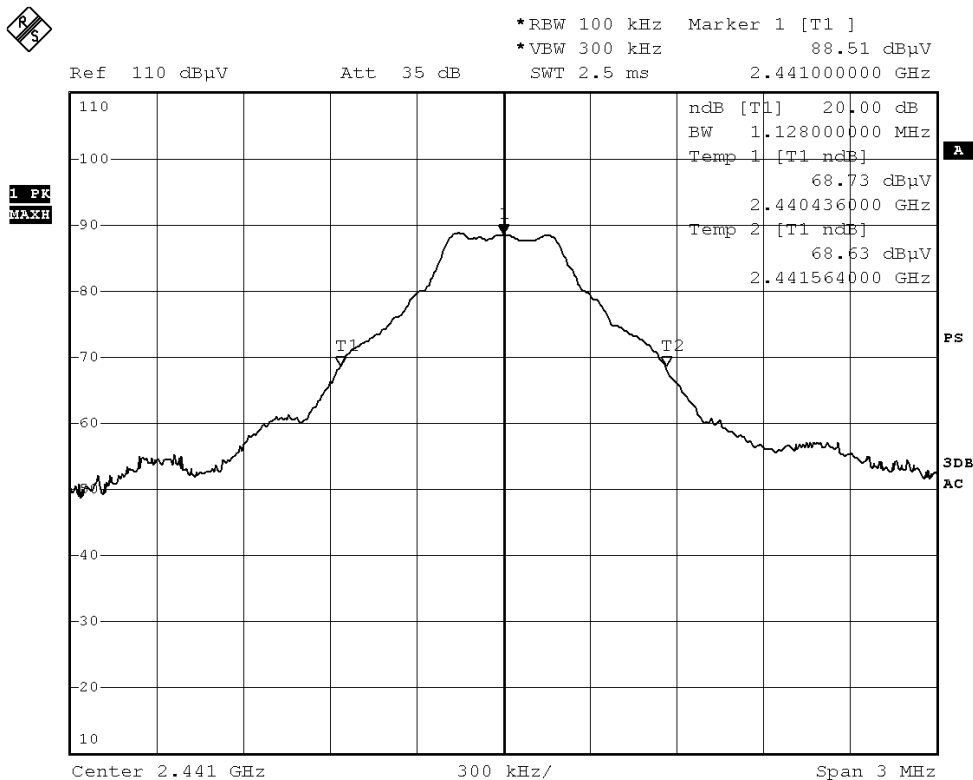
Date: 2013-06-28

Page 49 of 93

No.: DM111359

Fundamental Frequency [MHz]	20dB Bandwidth [MHz]	FCC Limits [MHz]
2441	1.128	Within 2400-2483.5

(Middle Operating Frequency) - (GFSK)



The Hong Kong Standards and Testing Centre Ltd.

10 Dai Wang Street, Taipo Industrial Estate, N.T., Hong Kong

Tel: (852) 2666 1888 Fax: (852) 2664 4353 Homepage: www.hkstc.org E-mail: hkstc@hkstc.org

This report shall not be reproduced unless with prior written approval from The Hong Kong Standards and Testing Centre Ltd
For Conditions of Issuance of this test report, please refer to the overleaf or Homepage



STC Test Report

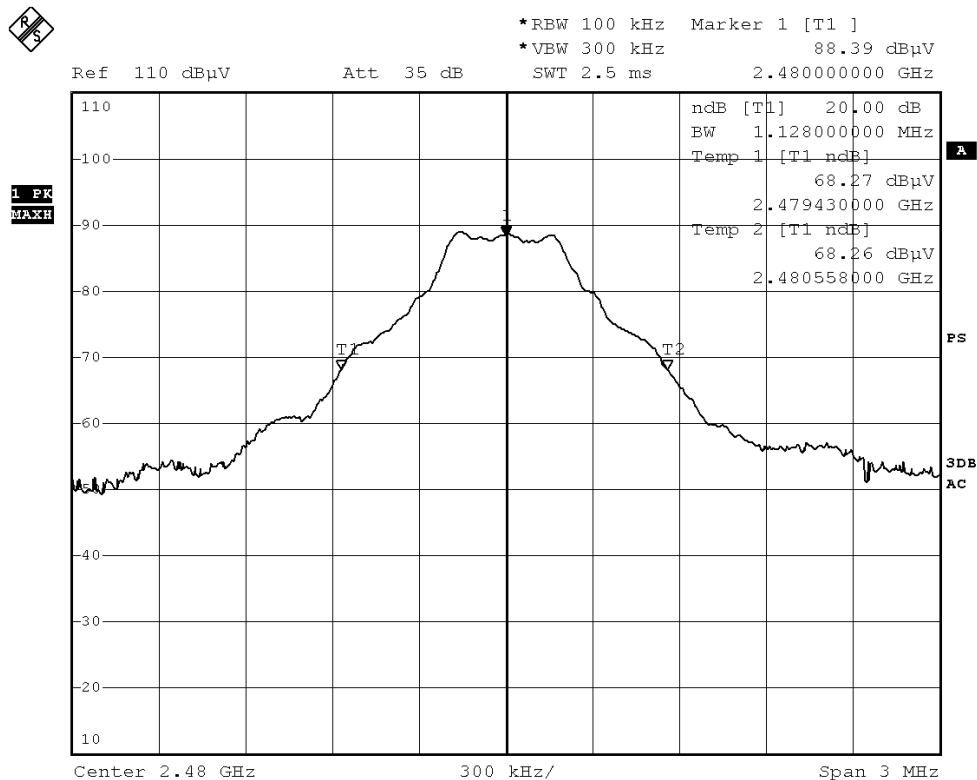
Date: 2013-06-28

Page 50 of 93

No.: DM111359

Fundamental Frequency [MHz]	20dB Bandwidth [MHz]	FCC Limits [MHz]
2480	1.128	Within 2400-2483.5

(Highest Operating Frequency) - (GFSK)



The Hong Kong Standards and Testing Centre Ltd.

10 Dai Wang Street, Taipo Industrial Estate, N.T., Hong Kong

Tel: (852) 2666 1888 Fax: (852) 2664 4353 Homepage: www.hkstc.org E-mail: hkstc@hkstc.org

This report shall not be reproduced unless with prior written approval from The Hong Kong Standards and Testing Centre Ltd
For Conditions of Issuance of this test report, please refer to the overleaf or Homepage



STC Test Report

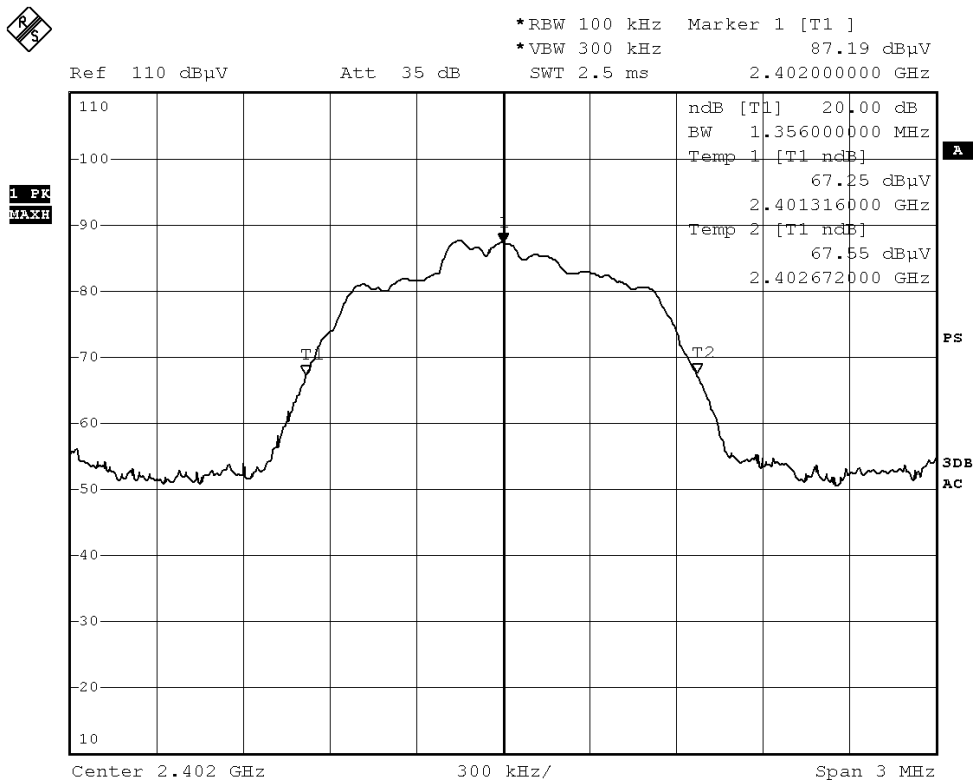
Date: 2013-06-28

Page 51 of 93

No.: DM111359

Fundamental Frequency [MHz]	20dB Bandwidth [MHz]	FCC Limits [MHz]
2402	1.356	Within 2400-2483.5

(Lowest Operating Frequency) - ($\pi/4$ -DQPSK)



The Hong Kong Standards and Testing Centre Ltd.

10 Dai Wang Street, Taipo Industrial Estate, N.T., Hong Kong

Tel: (852) 2666 1888 Fax: (852) 2664 4353 Homepage: www.hkstc.org E-mail: hkstc@hkstc.org

This report shall not be reproduced unless with prior written approval from The Hong Kong Standards and Testing Centre Ltd
For Conditions of Issuance of this test report, please refer to the overleaf or Homepage



STC Test Report

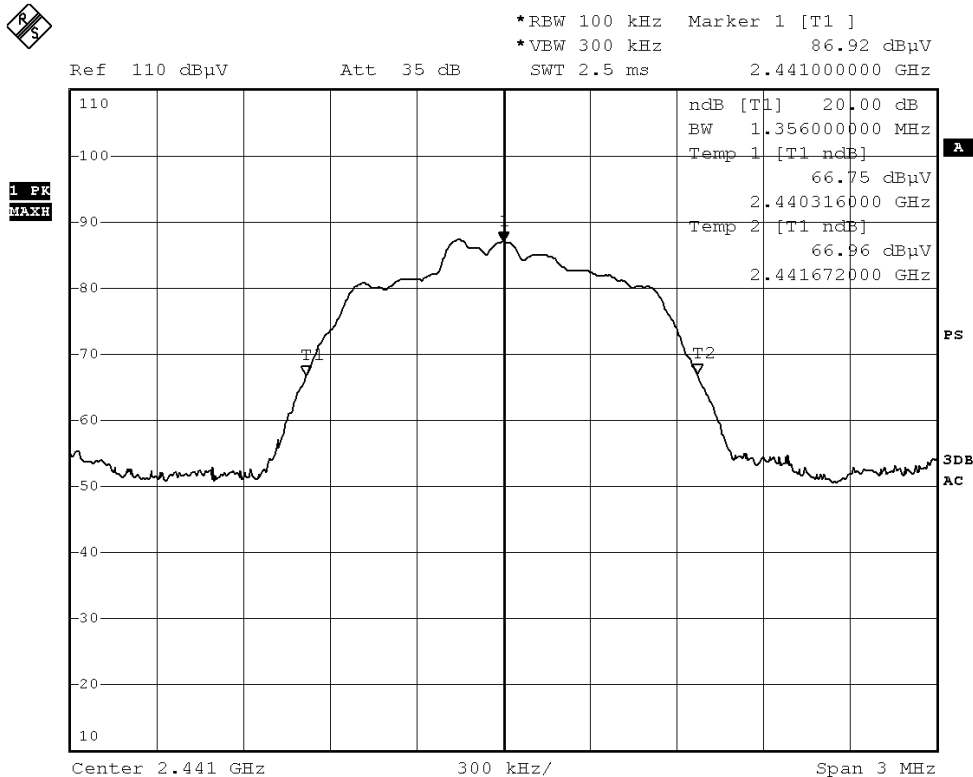
Date: 2013-06-28

Page 52 of 93

No.: DM111359

Fundamental Frequency [MHz]	20dB Bandwidth [MHz]	FCC Limits [MHz]
2441	1.356	Within 2400-2483.5

(Middle Operating Frequency) - ($\pi/4$ -DQPSK)



The Hong Kong Standards and Testing Centre Ltd.

10 Dai Wang Street, Taipo Industrial Estate, N.T., Hong Kong

Tel: (852) 2666 1888 Fax: (852) 2664 4353 Homepage: www.hkstc.org E-mail: hkstc@hkstc.org

This report shall not be reproduced unless with prior written approval from The Hong Kong Standards and Testing Centre Ltd
For Conditions of Issuance of this test report, please refer to the overleaf or Homepage



STC Test Report

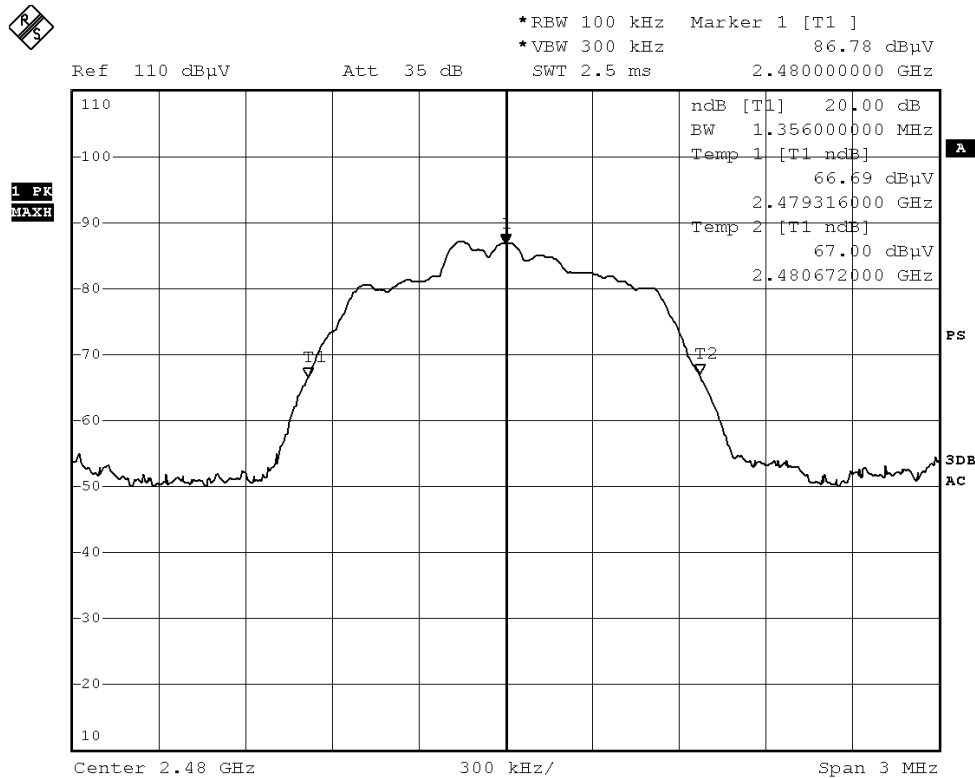
Date: 2013-06-28

Page 53 of 93

No.: DM111359

Fundamental Frequency [MHz]	20dB Bandwidth [MHz]	FCC Limits [MHz]
2480	1.356	Within 2400-2483.5

(Highest Operating Frequency) - ($\pi/4$ -DQPSK)



The Hong Kong Standards and Testing Centre Ltd.

10 Dai Wang Street, Taipo Industrial Estate, N.T., Hong Kong

Tel: (852) 2666 1888 Fax: (852) 2664 4353 Homepage: www.hkstc.org E-mail: hkstc@hkstc.org

This report shall not be reproduced unless with prior written approval from The Hong Kong Standards and Testing Centre Ltd
For Conditions of Issuance of this test report, please refer to the overleaf or Homepage



STC Test Report

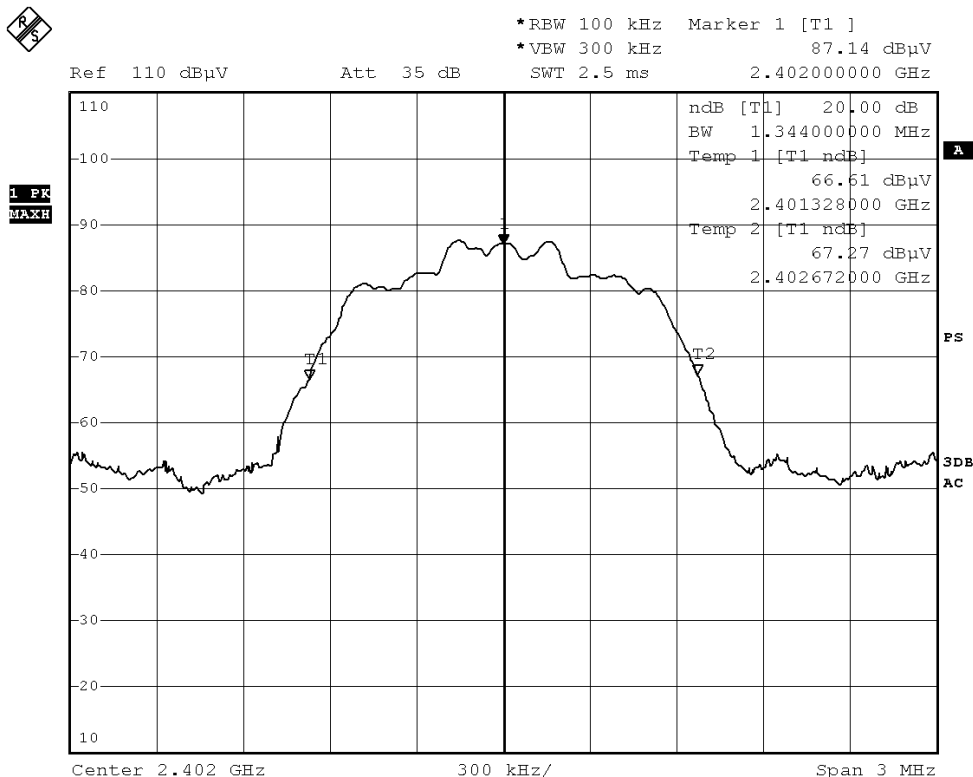
Date: 2013-06-28

Page 54 of 93

No.: DM111359

Fundamental Frequency [MHz]	20dB Bandwidth [MHz]	FCC Limits [MHz]
2402	1.344	Within 2400-2483.5

(Lowest Operating Frequency) - (8DPSK)



The Hong Kong Standards and Testing Centre Ltd.

10 Dai Wang Street, Taipo Industrial Estate, N.T., Hong Kong

Tel: (852) 2666 1888 Fax: (852) 2664 4353 Homepage: www.hkstc.org E-mail: hkstc@hkstc.org

This report shall not be reproduced unless with prior written approval from The Hong Kong Standards and Testing Centre Ltd
For Conditions of Issuance of this test report, please refer to the overleaf or Homepage



STC Test Report

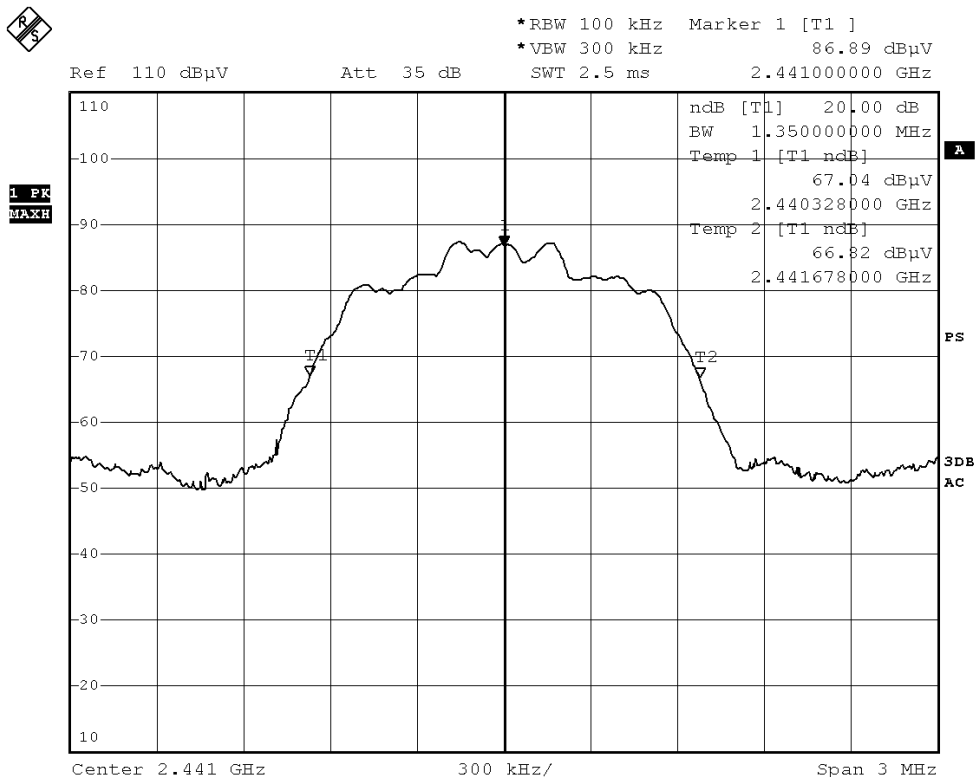
Date: 2013-06-28

Page 55 of 93

No.: DM111359

Fundamental Frequency [MHz]	20dB Bandwidth [MHz]	FCC Limits [MHz]
2441	1.35	Within 2400-2483.5

(Middle Operating Frequency) - (8DPSK)



The Hong Kong Standards and Testing Centre Ltd.

10 Dai Wang Street, Taipo Industrial Estate, N.T., Hong Kong

Tel: (852) 2666 1888 Fax: (852) 2664 4353 Homepage: www.hkstc.org E-mail: hkstc@hkstc.org

This report shall not be reproduced unless with prior written approval from The Hong Kong Standards and Testing Centre Ltd
For Conditions of Issuance of this test report, please refer to the overleaf or Homepage



STC Test Report

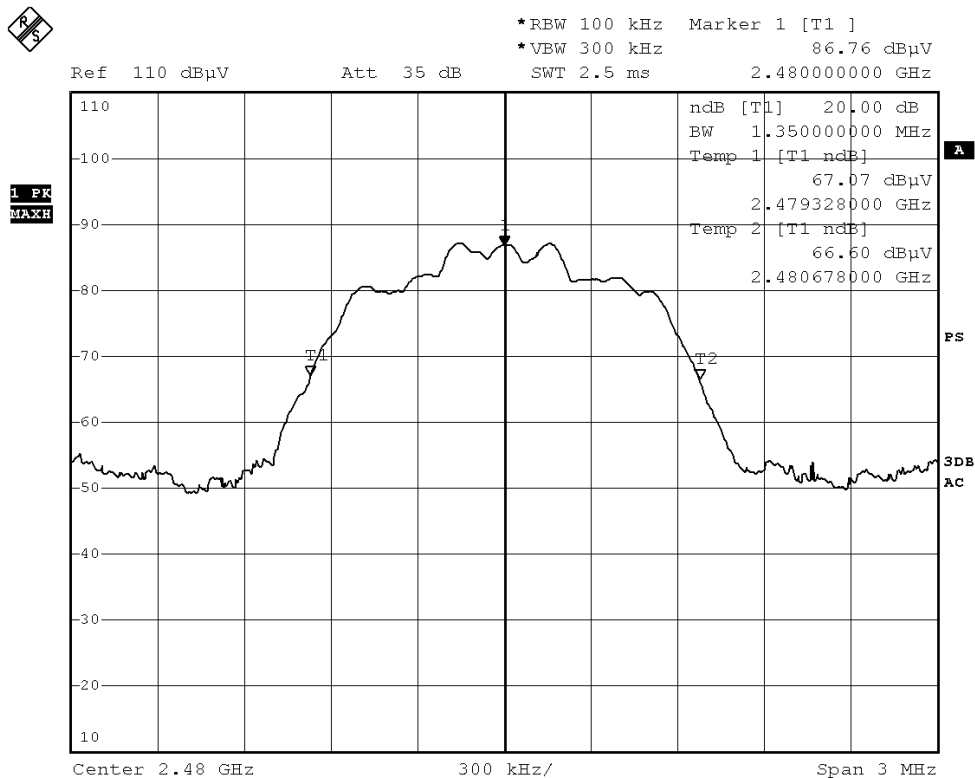
Date: 2013-06-28

Page 56 of 93

No.: DM111359

Fundamental Frequency [MHz]	20dB Bandwidth [MHz]	FCC Limits [MHz]
2480	1.35	Within 2400-2483.5

(Highest Operating Frequency) - (8DPSK)



The Hong Kong Standards and Testing Centre Ltd.

10 Dai Wang Street, Taipo Industrial Estate, N.T., Hong Kong

Tel: (852) 2666 1888 Fax: (852) 2664 4353 Homepage: www.hkstc.org E-mail: hkstc@hkstc.org

This report shall not be reproduced unless with prior written approval from The Hong Kong Standards and Testing Centre Ltd
For Conditions of Issuance of this test report, please refer to the overleaf or Homepage



STC Test Report

Date: 2013-06-28

Page 57 of 93

No.: DM111359

3.1.6 Hopping Channel Separation

Requirements:

Frequency hopping systems operating in the 2400-2483.5 MHz band may have hopping channel carrier frequencies that are separated by 25 kHz or two-thirds of the 20 dB bandwidth of the hopping channel, whichever is greater, provided the systems operate with an output power no greater than 125 mW.

Limit:

The measured max bandwidth * 2/3 = 1.356MHz * 2/3 = 904kHz

The Hong Kong Standards and Testing Centre Ltd.

10 Dai Wang Street, Taipo Industrial Estate, N.T., Hong Kong
Tel: (852) 2666 1888 Fax: (852) 2664 4353 Homepage: www.hkstc.org E-mail: hkstc@hkstc.org

This report shall not be reproduced unless with prior written approval from The Hong Kong Standards and Testing Centre Ltd
For Conditions of Issuance of this test report, please refer to the overleaf or Homepage



STC Test Report

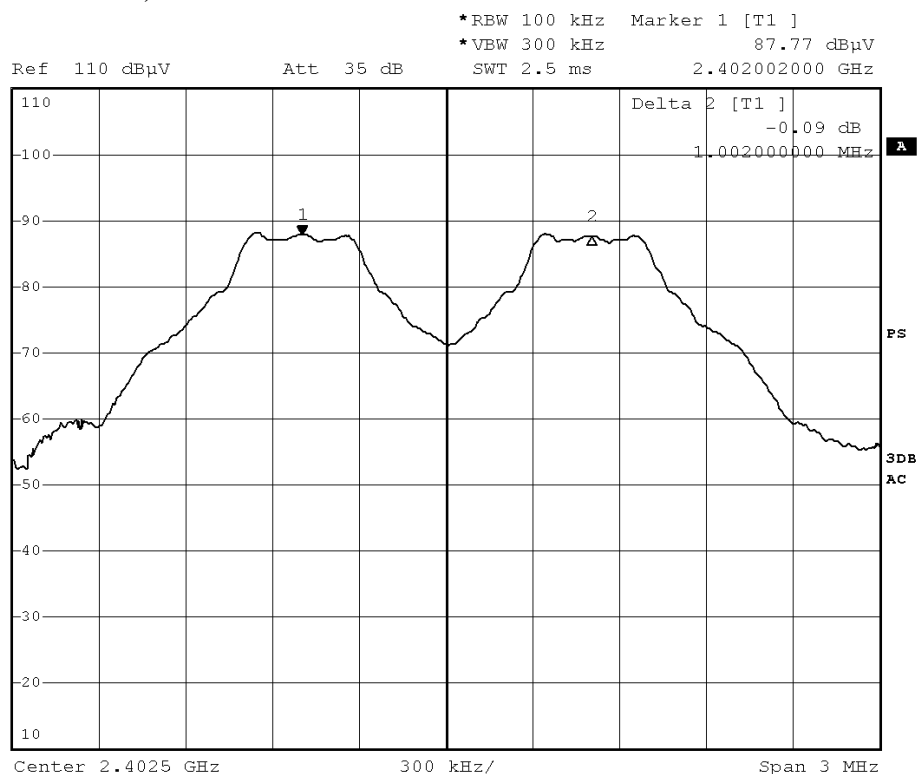
Date: 2013-06-28

Page 58 of 93

No.: DM111359

Channel separation = 1MHz (>904kHz) (GFSK)

Channel 0 – Channel 1, Pass



The Hong Kong Standards and Testing Centre Ltd.

10 Dai Wang Street, Taipo Industrial Estate, N.T., Hong Kong

Tel: (852) 2666 1888 Fax: (852) 2664 4353 Homepage: www.hkstc.org E-mail: hkstc@hkstc.org

This report shall not be reproduced unless with prior written approval from The Hong Kong Standards and Testing Centre Ltd
For Conditions of Issuance of this test report, please refer to the overleaf or Homepage



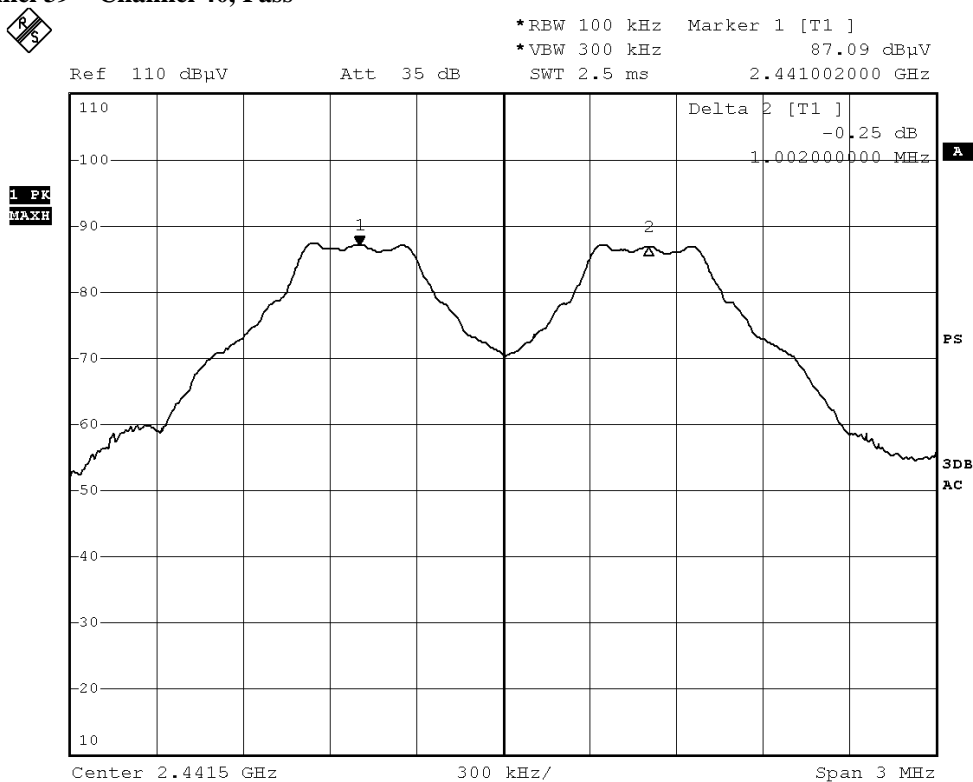
STC Test Report

Date: 2013-06-28

Page 59 of 93

No.: DM111359

Channel 39 – Channel 40, Pass



The Hong Kong Standards and Testing Centre Ltd.

10 Dai Wang Street, Taipo Industrial Estate, N.T., Hong Kong

Tel: (852) 2666 1888 Fax: (852) 2664 4353 Homepage: www.hkstc.org E-mail: hkstc@hkstc.org

This report shall not be reproduced unless with prior written approval from The Hong Kong Standards and Testing Centre Ltd
For Conditions of Issuance of this test report, please refer to the overleaf or Homepage



STC Test Report

Date: 2013-06-28

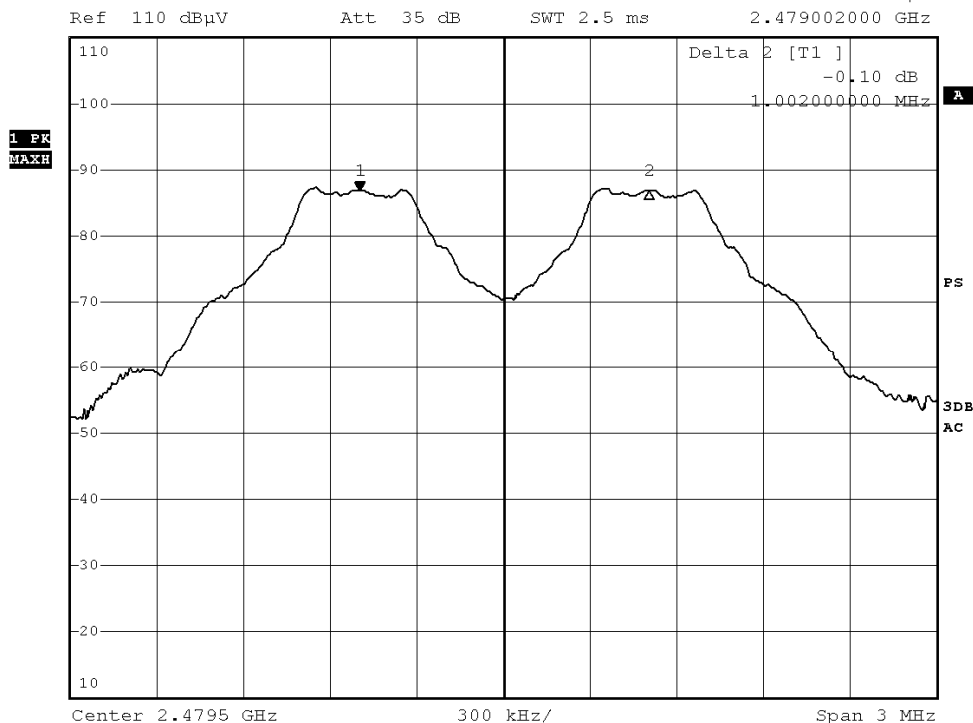
Page 60 of 93

No.: DM111359

Channel 78 – Channel 79, Pass



*RBW 100 kHz Marker 1 [T1]
*VBW 300 kHz 86.89 dBμV
SWT 2.5 ms 2.479002000 GHz



The Hong Kong Standards and Testing Centre Ltd.

10 Dai Wang Street, Taipo Industrial Estate, N.T., Hong Kong

Tel: (852) 2666 1888 Fax: (852) 2664 4353 Homepage: www.hkstc.org E-mail: hkstc@hkstc.org

This report shall not be reproduced unless with prior written approval from The Hong Kong Standards and Testing Centre Ltd
For Conditions of Issuance of this test report, please refer to the overleaf or Homepage



STC Test Report

Date: 2013-06-28

Page 61 of 93

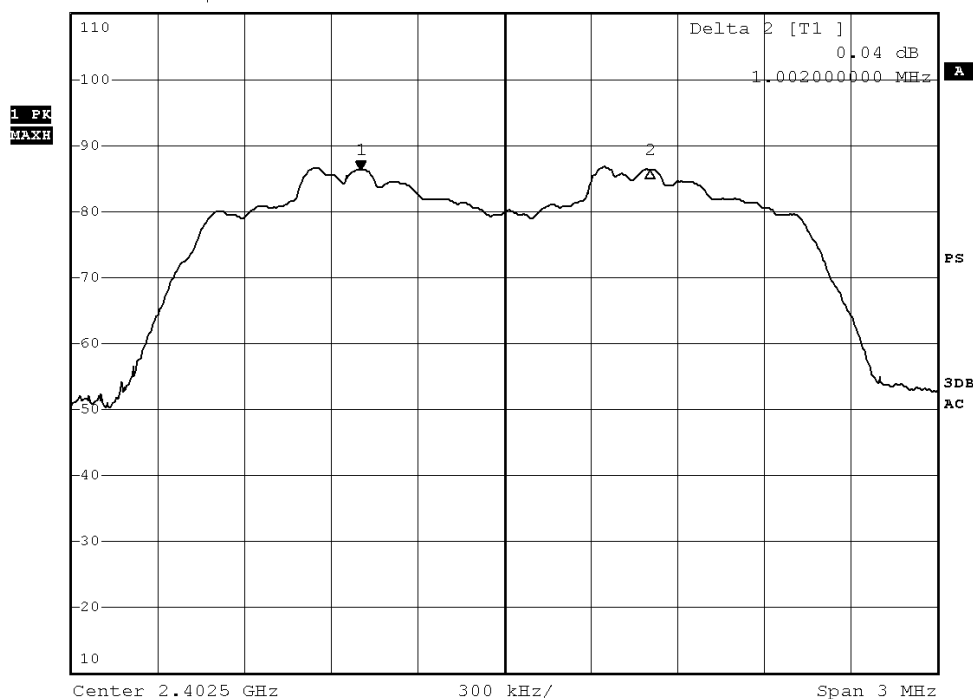
No.: DM111359

Channel separation = 1MHz (>904kHz) ($\pi/4$ - DQPSK)

Channel 0 – Channel 1, Pass



Ref 110 dB μ V Att 35 dB *RBW 100 kHz Marker 1 [T1]
*VBW 300 kHz 86.30 dB μ V
SWT 2.5 ms 2.402002000 GHz



The Hong Kong Standards and Testing Centre Ltd.

10 Dai Wang Street, Taipo Industrial Estate, N.T., Hong Kong

Tel: (852) 2666 1888 Fax: (852) 2664 4353 Homepage: www.hkstc.org E-mail: hkstc@hkstc.org

This report shall not be reproduced unless with prior written approval from The Hong Kong Standards and Testing Centre Ltd
For Conditions of Issuance of this test report, please refer to the overleaf or Homepage



STC Test Report

Date: 2013-06-28

Page 62 of 93

No.: DM111359

Channel 39 – Channel 40, Pass



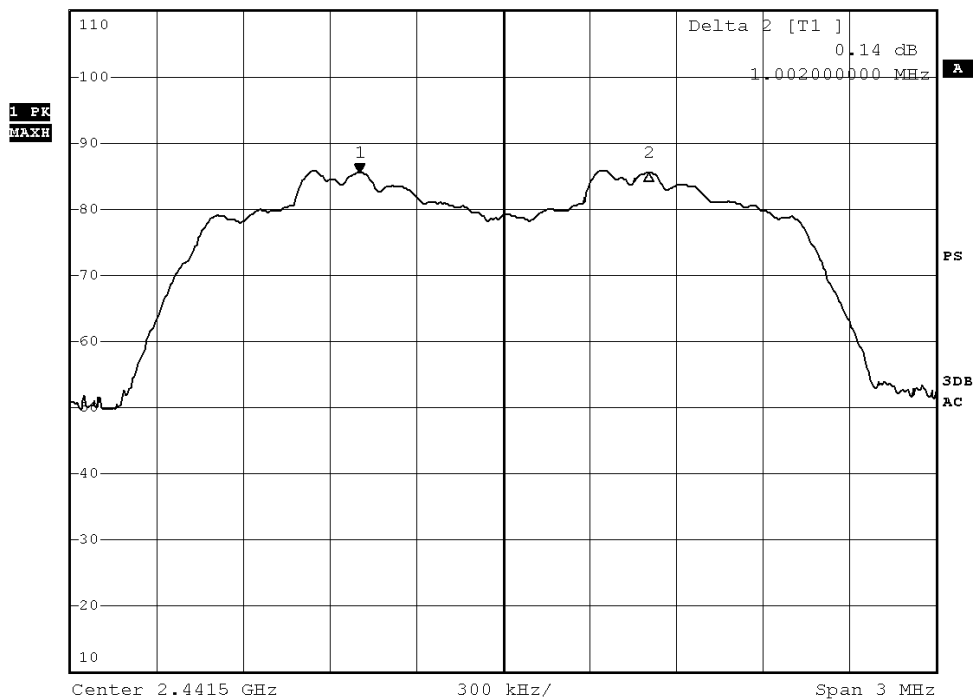
*RBW 100 kHz Marker 1 [T1]
*VBW 300 kHz 85.39 dBμV
SWT 2.5 ms 2.441002000 GHz

Ref 110 dBμV

Att 35 dB

SWT 2.5 ms

2.441002000 GHz



The Hong Kong Standards and Testing Centre Ltd.

10 Dai Wang Street, Taipo Industrial Estate, N.T., Hong Kong

Tel: (852) 2666 1888 Fax: (852) 2664 4353 Homepage: www.hkstc.org E-mail: hkstc@hkstc.org

This report shall not be reproduced unless with prior written approval from The Hong Kong Standards and Testing Centre Ltd
For Conditions of Issuance of this test report, please refer to the overleaf or Homepage



STC Test Report

Date: 2013-06-28

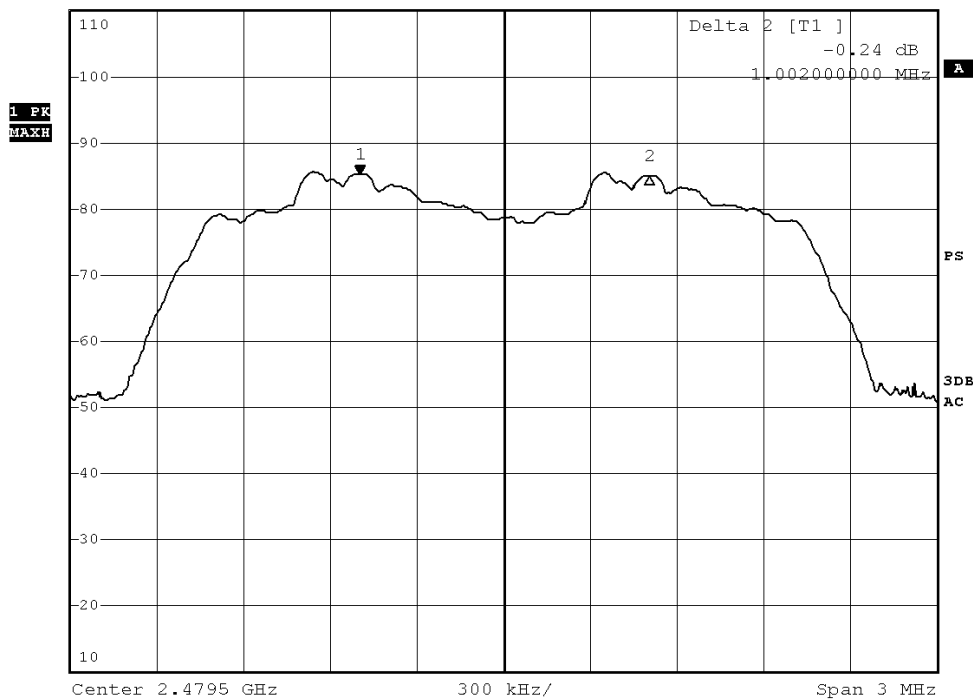
Page 63 of 93

No.: DM111359

Channel 78 – Channel 79, Pass



Ref 110 dB μ V Att 35 dB *RBW 100 kHz Marker 1 [T1]
*VBW 300 kHz 85.28 dB μ V
SWT 2.5 ms 2.479002000 GHz



The Hong Kong Standards and Testing Centre Ltd.

10 Dai Wang Street, Taipo Industrial Estate, N.T., Hong Kong

Tel: (852) 2666 1888 Fax: (852) 2664 4353 Homepage: www.hkstc.org E-mail: hkstc@hkstc.org

This report shall not be reproduced unless with prior written approval from The Hong Kong Standards and Testing Centre Ltd
For Conditions of Issuance of this test report, please refer to the overleaf or Homepage



STC Test Report

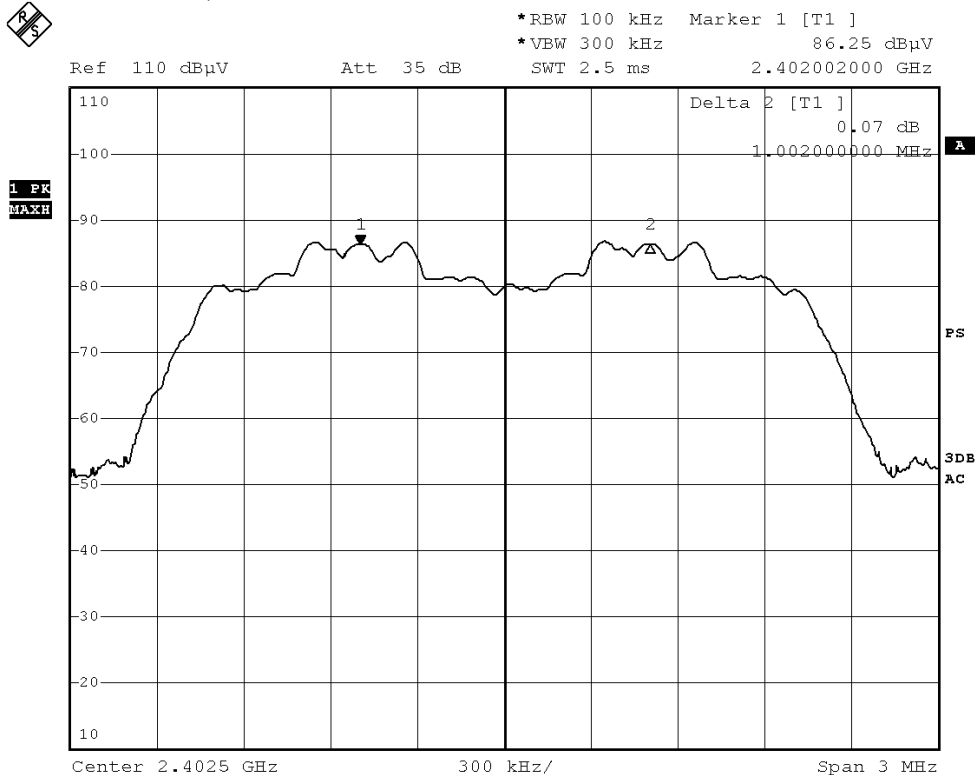
Date: 2013-06-28

Page 64 of 93

No.: DM111359

Channel separation = 1MHz (>904kHz) (8DPSK)

Channel 0 – Channel 1, Pass



The Hong Kong Standards and Testing Centre Ltd.

10 Dai Wang Street, Taipo Industrial Estate, N.T., Hong Kong

Tel: (852) 2666 1888 Fax: (852) 2664 4353 Homepage: www.hkstc.org E-mail: hkstc@hkstc.org

This report shall not be reproduced unless with prior written approval from The Hong Kong Standards and Testing Centre Ltd
For Conditions of Issuance of this test report, please refer to the overleaf or Homepage



STC Test Report

Date: 2013-06-28

Page 65 of 93

No.: DM111359

Channel 39 – Channel 40, Pass

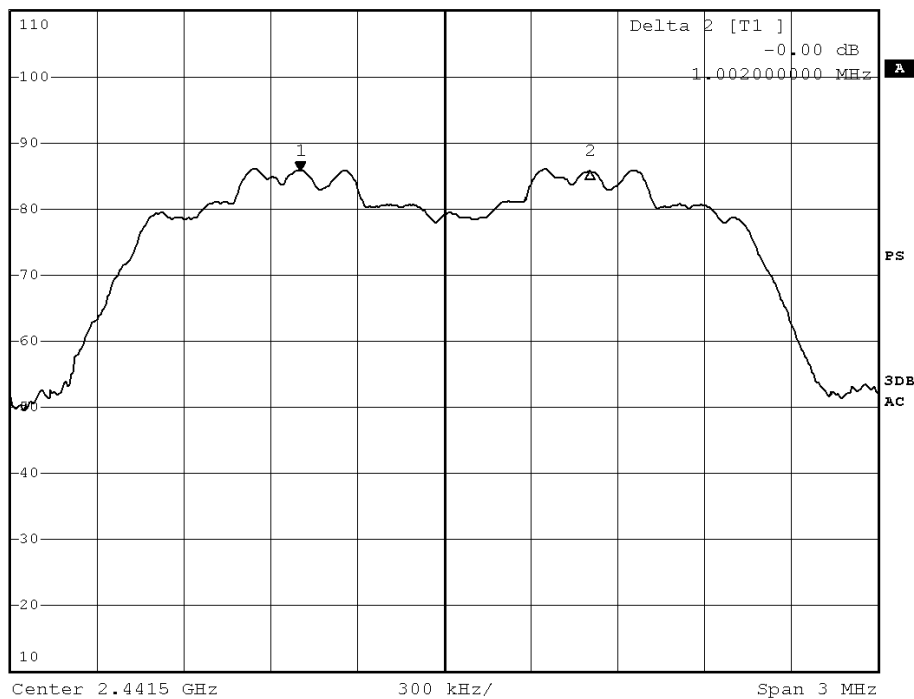


*RBW 100 kHz Marker 1 [T1]
*VBW 300 kHz 85.64 dBμV
SWT 2.5 ms 2.441002000 GHz

Ref 110 dBμV

Att 35 dB

1 PK
MAXH



The Hong Kong Standards and Testing Centre Ltd.

10 Dai Wang Street, Taipo Industrial Estate, N.T., Hong Kong

Tel: (852) 2666 1888 Fax: (852) 2664 4353 Homepage: www.hkstc.org E-mail: hkstc@hkstc.org

This report shall not be reproduced unless with prior written approval from The Hong Kong Standards and Testing Centre Ltd
For Conditions of Issuance of this test report, please refer to the overleaf or Homepage



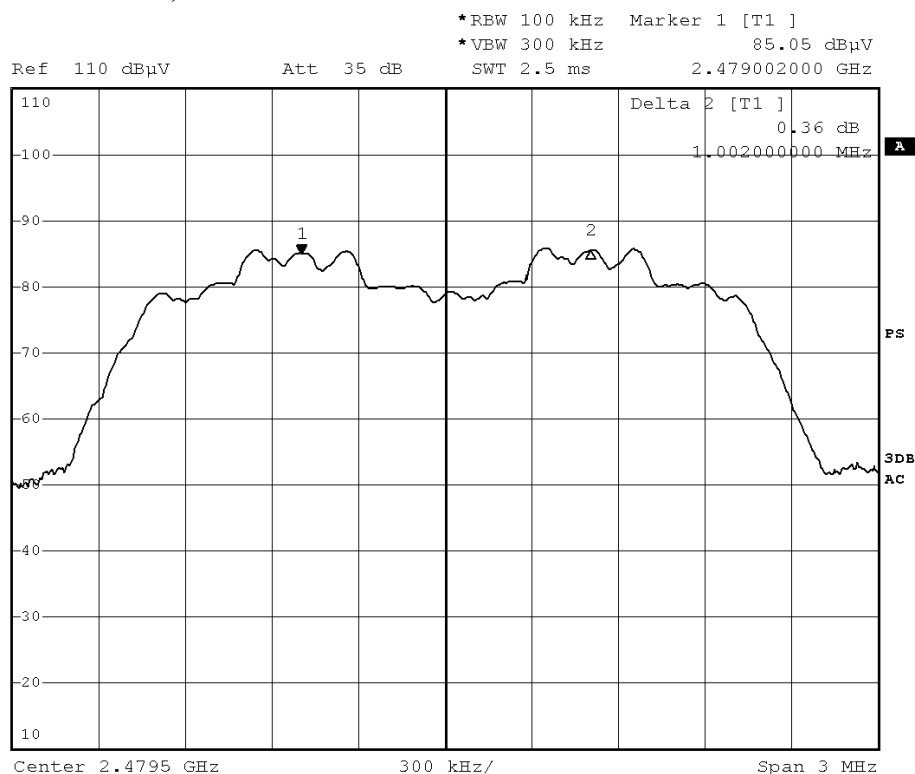
STC Test Report

Date: 2013-06-28

Page 66 of 93

No.: DM111359

Channel 78 – Channel 79, Pass



The Hong Kong Standards and Testing Centre Ltd.

10 Dai Wang Street, Taipo Industrial Estate, N.T., Hong Kong

Tel: (852) 2666 1888 Fax: (852) 2664 4353 Homepage: www.hkstc.org E-mail: hkstc@hkstc.org

This report shall not be reproduced unless with prior written approval from The Hong Kong Standards and Testing Centre Ltd
For Conditions of Issuance of this test report, please refer to the overleaf or Homepage



STC Test Report

Date: 2013-06-28

Page 67 of 93

No.: DM111359

3.1.7 Band-edge Compliance of RF Conducted Emissions



Field Strength of Band-edge Compliance						
Peak Value						
Frequency MHz	Measured Level @3m dBμV	Correction Factor dB/m	Field Strength dBμV/m	Limit @3m dBμV/m	Margin dBμV/m	E-Field Polarity
2400.0	22.8	35.4	58.2	74.0	15.8	Vertical
Field Strength of Band-edge Compliance						
Average Value						
Frequency MHz	Measured Level @3m dBμV	Correction Factor dB/m	Field Strength dBμV/m	Limit @3m dBμV/m	Margin dBμV/m	E-Field Polarity
2400.0	8.7	35.4	44.1	54.0	9.9	Vertical

The Hong Kong Standards and Testing Centre Ltd.

10 Dai Wang Street, Taipo Industrial Estate, N.T., Hong Kong

Tel: (852) 2666 1888 Fax: (852) 2664 4353 Homepage: www.hkstc.org E-mail: hkstc@hkstc.org

This report shall not be reproduced unless with prior written approval from The Hong Kong Standards and Testing Centre Ltd
For Conditions of Issuance of this test report, please refer to the overleaf or Homepage

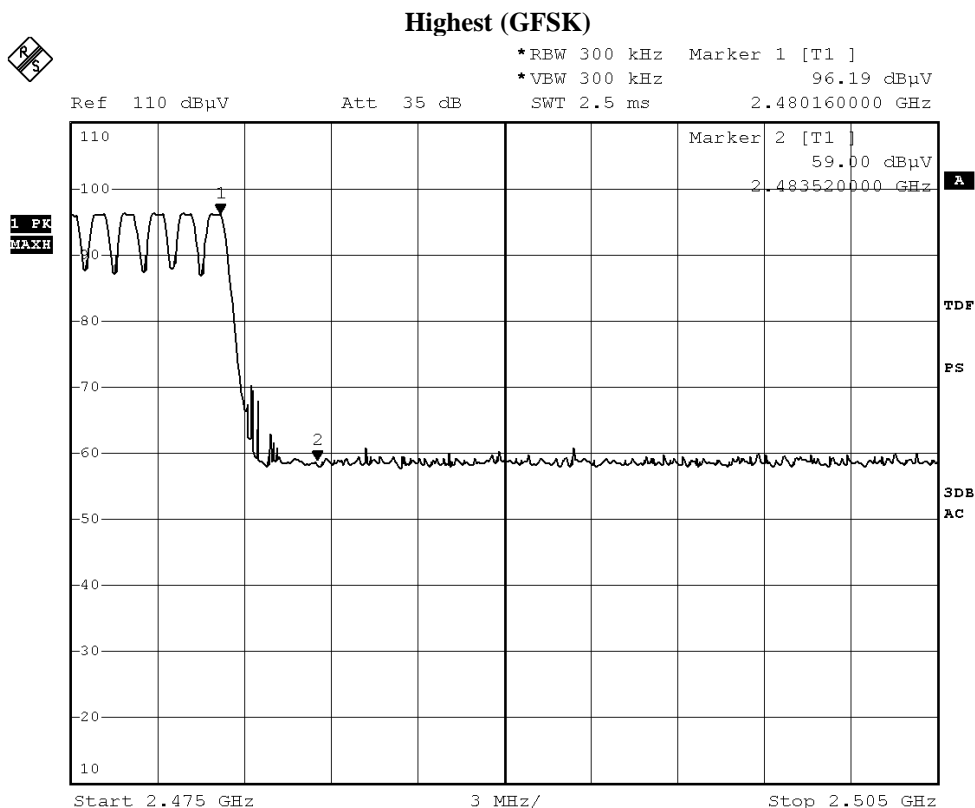


STC Test Report

Date: 2013-06-28

Page 68 of 93

No.: DM111359



Field Strength of Band-edge Compliance						
Peak Value						
Frequency MHz	Measured Level @3m dBμV	Correction Factor dB/m	Field Strength dBμV/m	Limit @3m dBμV/m	Margin dBμV/m	E-Field Polarity
2483.5	21.5	35.4	56.9	74.0	17.1	Vertical
Field Strength of Band-edge Compliance						
Average Value						
Frequency MHz	Measured Level @3m dBμV	Correction Factor dB/m	Field Strength dBμV/m	Limit @3m dBμV/m	Margin dBμV/m	E-Field Polarity
2483.5	7.3	35.4	42.7	54.0	11.3	Vertical

The Hong Kong Standards and Testing Centre Ltd.

10 Dai Wang Street, Taipo Industrial Estate, N.T., Hong Kong

Tel: (852) 2666 1888 Fax: (852) 2664 4353 Homepage: www.hkstc.org E-mail: hkstc@hkstc.org

This report shall not be reproduced unless with prior written approval from The Hong Kong Standards and Testing Centre Ltd
For Conditions of Issuance of this test report, please refer to the overleaf or Homepage

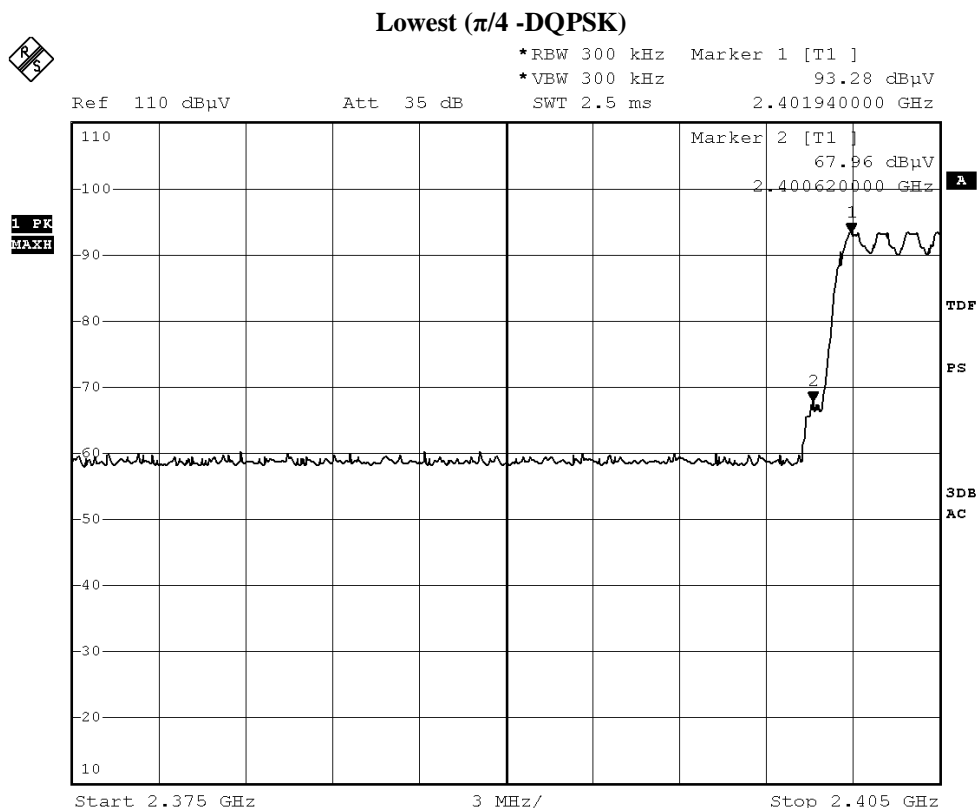


STC Test Report

Date: 2013-06-28

Page 69 of 93

No.: DM111359



Field Strength of Band-edge Compliance						
Peak Value						
Frequency	Measured	Correction	Field	Limit	Margin	E-Field
MHz	Level @3m	Factor	Strength	@3m		Polarity
	dB μ V	dB/m	dB μ V/m	dB μ V/m	dB μ V/m	
2400.0	24.2	35.4	59.6	74.0	14.4	Vertical
Field Strength of Band-edge Compliance						
Average Value						
Frequency	Measured	Correction	Field	Limit	Margin	E-Field
MHz	Level @3m	Factor	Strength	@3m		Polarity
	dB μ V	dB/m	dB μ V/m	dB μ V/m	dB μ V/m	
2400.0	10.1	35.4	45.5	54.0	8.5	Vertical

The Hong Kong Standards and Testing Centre Ltd.

10 Dai Wang Street, Taipo Industrial Estate, N.T., Hong Kong

Tel: (852) 2666 1888 Fax: (852) 2664 4353 Homepage: www.hkstc.org E-mail: hkstc@hkstc.org

This report shall not be reproduced unless with prior written approval from The Hong Kong Standards and Testing Centre Ltd
For Conditions of Issuance of this test report, please refer to the overleaf or Homepage



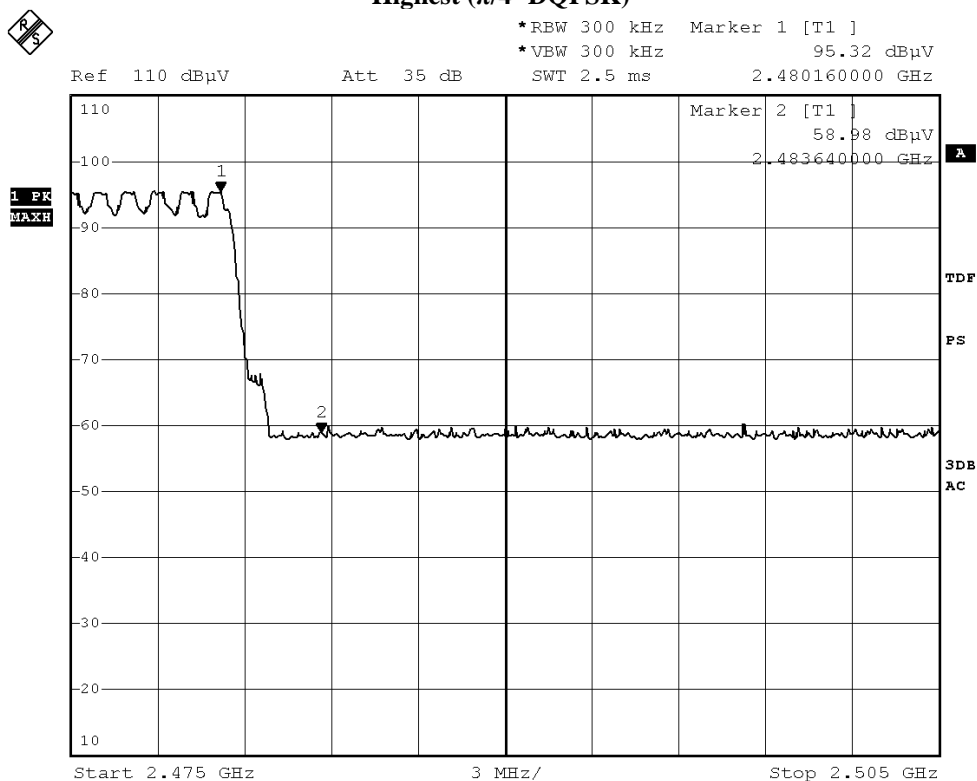
STC Test Report

Date: 2013-06-28

Page 70 of 93

No.: DM111359

Highest ($\pi/4$ -DQPSK)



Field Strength of Band-edge Compliance						
Peak Value						
Frequency MHz	Measured Level @3m dBμV	Correction Factor dB/m	Field Strength dBμV/m	Limit @3m dBμV/m	Margin dBμV/m	E-Field Polarity
2483.5	22.4	35.4	57.8	74.0	16.2	Vertical
Field Strength of Band-edge Compliance						
Average Value						
Frequency MHz	Measured Level @3m dBμV	Correction Factor dB/m	Field Strength dBμV/m	Limit @3m dBμV/m	Margin dBμV/m	E-Field Polarity
2483.5	8.2	35.4	43.6	54.0	10.4	Vertical

The Hong Kong Standards and Testing Centre Ltd.

10 Dai Wang Street, Taipo Industrial Estate, N.T., Hong Kong

Tel: (852) 2666 1888 Fax: (852) 2664 4353 Homepage: www.hkstc.org E-mail: hkstc@hkstc.org

This report shall not be reproduced unless with prior written approval from The Hong Kong Standards and Testing Centre Ltd
For Conditions of Issuance of this test report, please refer to the overleaf or Homepage

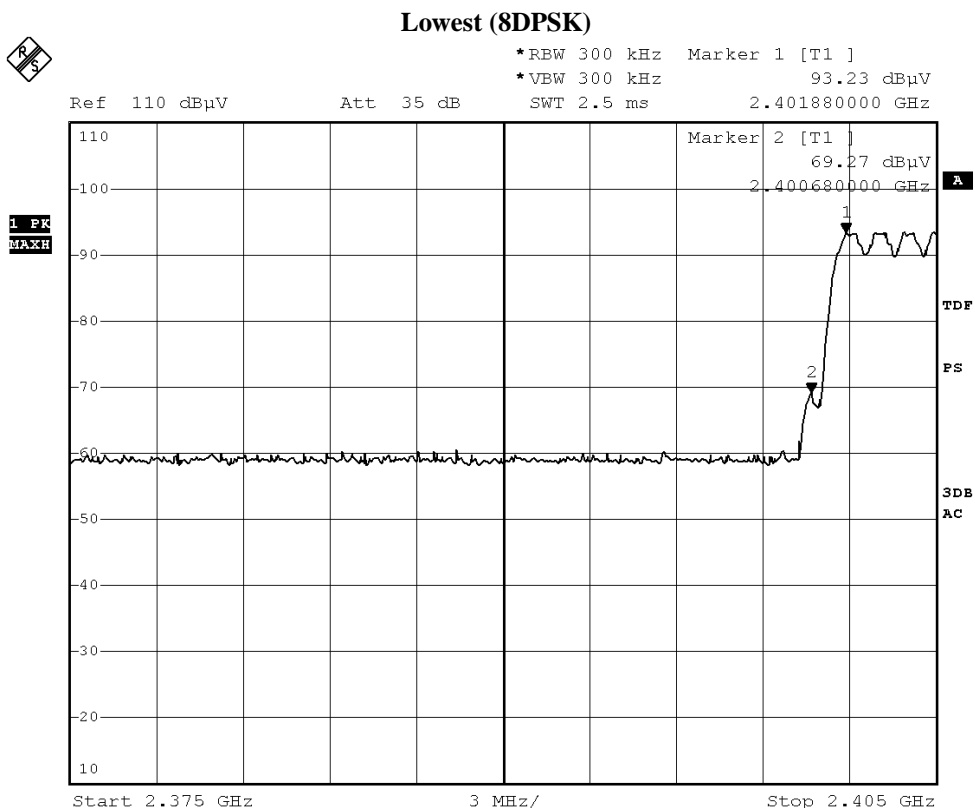


STC Test Report

Date: 2013-06-28

Page 71 of 93

No.: DM111359



Field Strength of Band-edge Compliance						
Peak Value						
Frequency MHz	Measured Level @3m dBμV	Correction Factor dB/m	Field Strength dBμV/m	Limit @3m dBμV/m	Margin dBμV/m	E-Field Polarity
2400.0	24.0	35.4	59.4	74.0	14.6	Vertical
Field Strength of Band-edge Compliance						
Average Value						
Frequency MHz	Measured Level @3m dBμV	Correction Factor dB/m	Field Strength dBμV/m	Limit @3m dBμV/m	Margin dBμV/m	E-Field Polarity
2400.0	9.9	35.4	45.3	54.0	8.7	Vertical

The Hong Kong Standards and Testing Centre Ltd.

10 Dai Wang Street, Taipo Industrial Estate, N.T., Hong Kong

Tel: (852) 2666 1888 Fax: (852) 2664 4353 Homepage: www.hkstc.org E-mail: hkstc@hkstc.org

This report shall not be reproduced unless with prior written approval from The Hong Kong Standards and Testing Centre Ltd
 For Conditions of Issuance of this test report, please refer to the overleaf or Homepage



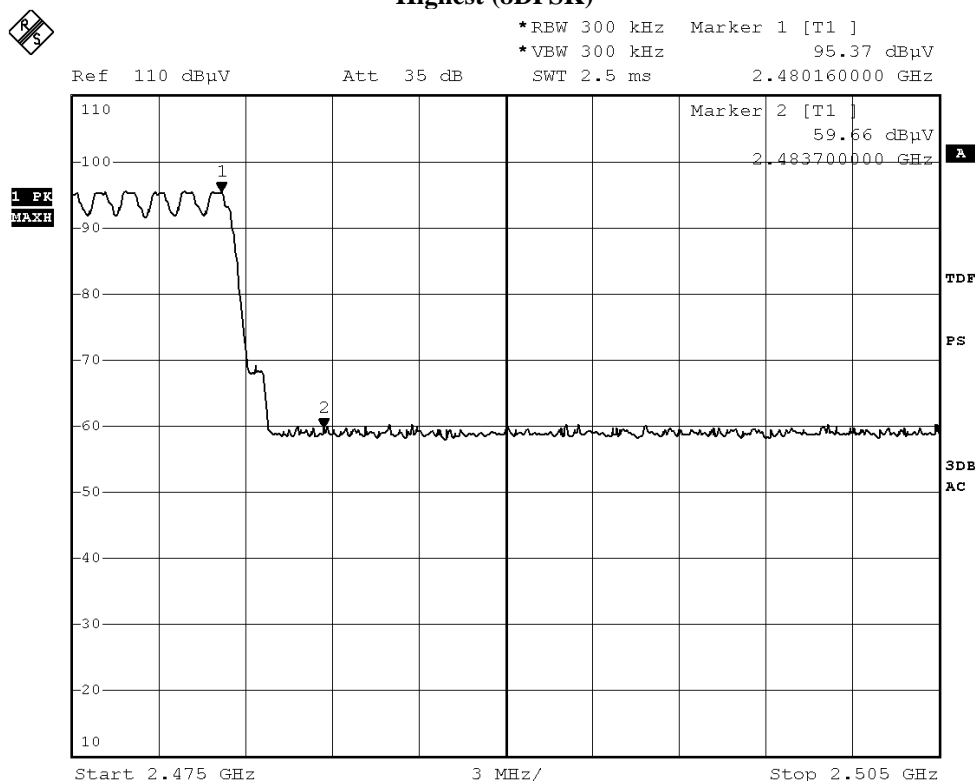
STC Test Report

Date: 2013-06-28

Page 72 of 93

No.: DM111359

Highest (8DPSK)



Field Strength of Band-edge Compliance						
Peak Value						
Frequency MHz	Measured Level @3m dBμV	Correction Factor dB/m	Field Strength dBμV/m	Limit @3m dBμV/m	Margin dBμV/m	E-Field Polarity
2483.5	23.3	35.4	58.7	74.0	15.3	Vertical
Field Strength of Band-edge Compliance						
Average Value						
Frequency MHz	Measured Level @3m dBμV	Correction Factor dB/m	Field Strength dBμV/m	Limit @3m dBμV/m	Margin dBμV/m	E-Field Polarity
2483.5	9.1	35.4	44.5	54.0	9.5	Vertical

The Hong Kong Standards and Testing Centre Ltd.

10 Dai Wang Street, Taipo Industrial Estate, N.T., Hong Kong

Tel: (852) 2666 1888 Fax: (852) 2664 4353 Homepage: www.hkstc.org E-mail: hkstc@hkstc.org

This report shall not be reproduced unless with prior written approval from The Hong Kong Standards and Testing Centre Ltd
For Conditions of Issuance of this test report, please refer to the overleaf or Homepage



STC Test Report

Date: 2013-06-28

Page 73 of 93

No.: DM111359

3.1.8 Time of Occupancy (Dwell Time)

Occupancy Time (Dwell time)

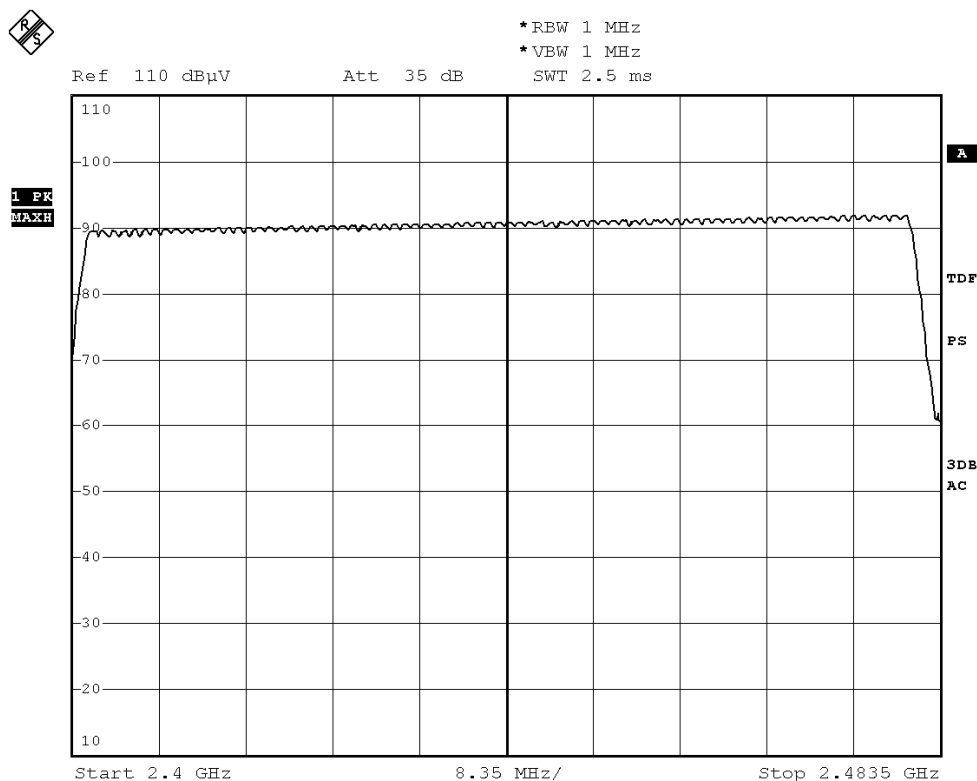
Requirements:

The average time of occupancy on any channel shall not be greater than 0.4 seconds within a period of 0.4 seconds multiplied by the number of hopping channel employed.
No requirements for Digital Transmission System.

Dwell Time = Pulse Duration * hop rate / number of channel * observation duration

Observed duration: 0.4s x 79 = 31.6s

Channel Occupied in 8DPSK: 79 of 79 Channel



The Hong Kong Standards and Testing Centre Ltd.

10 Dai Wang Street, Taipo Industrial Estate, N.T., Hong Kong

Tel: (852) 2666 1888 Fax: (852) 2664 4353 Homepage: www.hkstc.org E-mail: hkstc@hkstc.org

This report shall not be reproduced unless with prior written approval from The Hong Kong Standards and Testing Centre Ltd
For Conditions of Issuance of this test report, please refer to the overleaf or Homepage



STC Test Report

Date: 2013-06-28

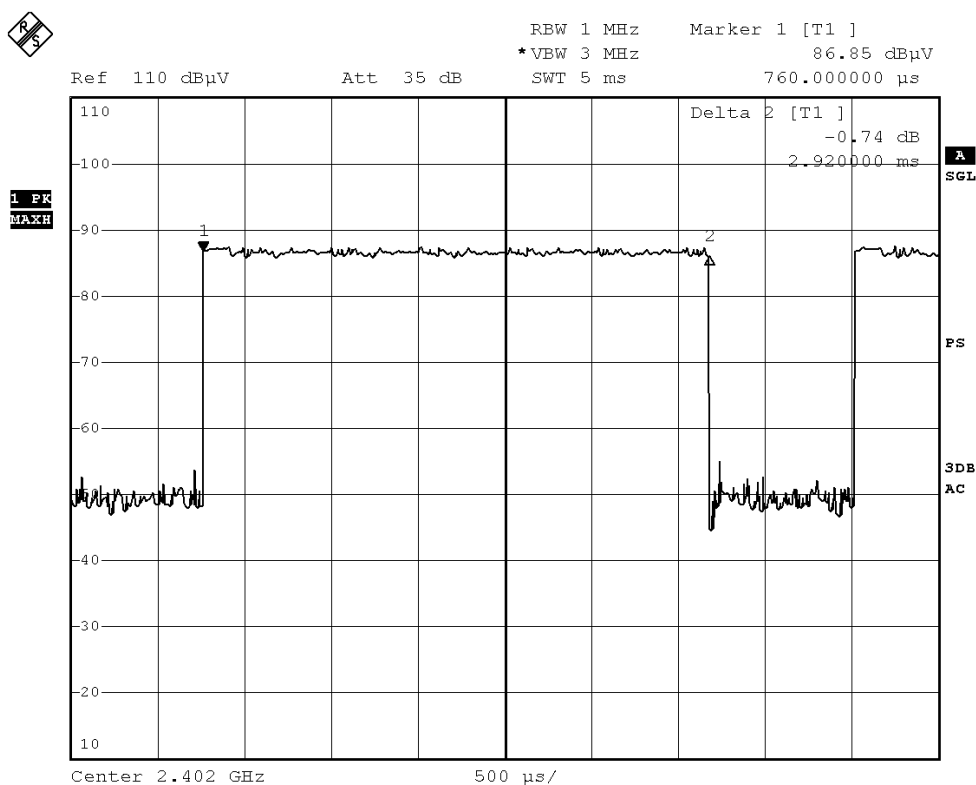
Page 74 of 93

No.: DM111359

DH5 Packet:

DH5 Packet permit maximum $1600/79/6 = 3.37$ hops per second in each channel (5 time slots RX, 1 time slot TX). The Dwell time is the time duration of the pulse times $3.37 \times 31.6 = 106.6$ within 31.6 seconds

Fig. A
[Pulse duration of Lowest Channel]



The Hong Kong Standards and Testing Centre Ltd.

10 Dai Wang Street, Taipo Industrial Estate, N.T., Hong Kong

Tel: (852) 2666 1888 Fax: (852) 2664 4353 Homepage: www.hkstc.org E-mail: hkstc@hkstc.org

This report shall not be reproduced unless with prior written approval from The Hong Kong Standards and Testing Centre Ltd
For Conditions of Issuance of this test report, please refer to the overleaf or Homepage



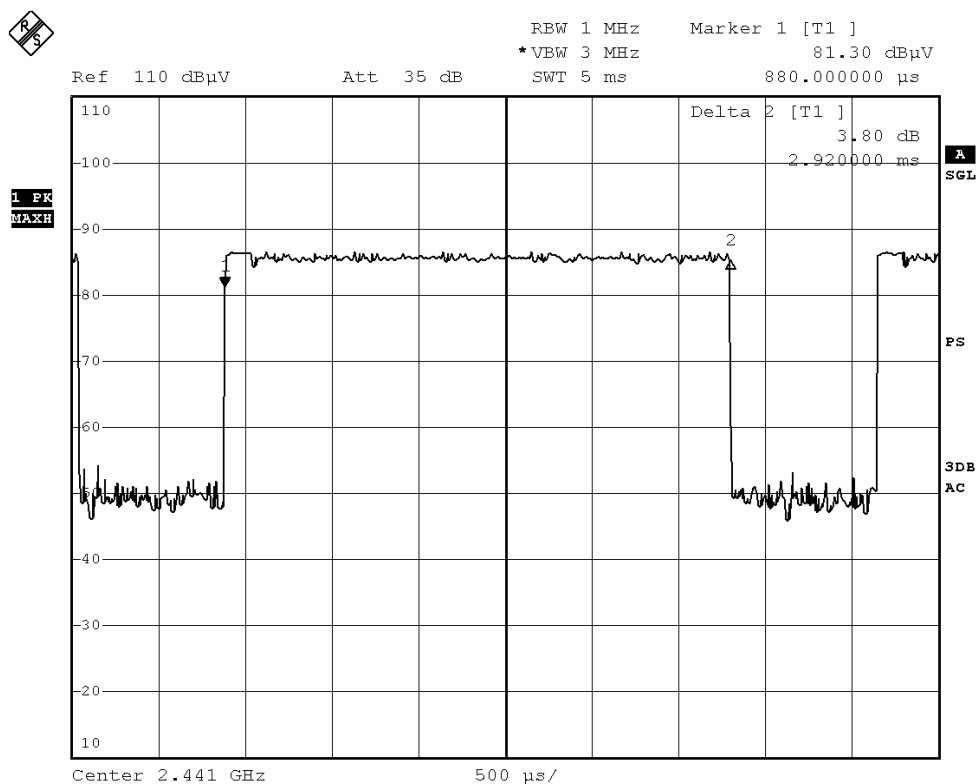
STC Test Report

Date: 2013-06-28

Page 75 of 93

No.: DM111359

Fig. B
[Pulse duration of Middle Channel]



The Hong Kong Standards and Testing Centre Ltd.

10 Dai Wang Street, Taipo Industrial Estate, N.T., Hong Kong

Tel: (852) 2666 1888 Fax: (852) 2664 4353 Homepage: www.hkstc.org E-mail: hkstc@hkstc.org

This report shall not be reproduced unless with prior written approval from The Hong Kong Standards and Testing Centre Ltd
For Conditions of Issuance of this test report, please refer to the overleaf or Homepage



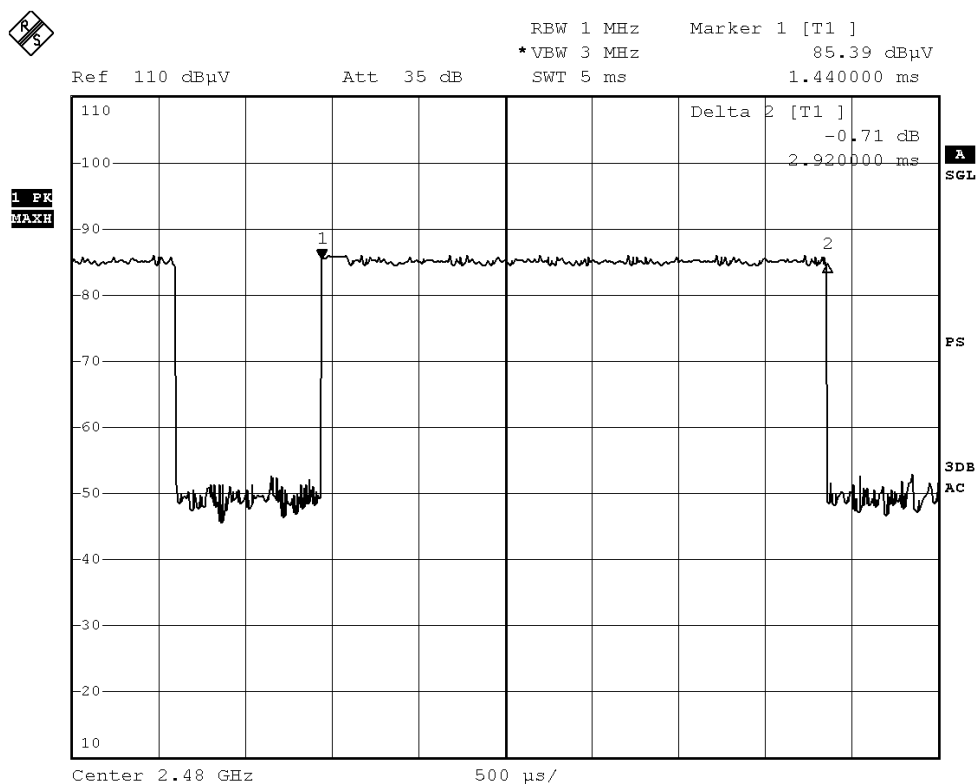
STC Test Report

Date: 2013-06-28

Page 76 of 93

No.: DM111359

Fig. C
[Pulse duration of Highest Channel]



The Hong Kong Standards and Testing Centre Ltd.

10 Dai Wang Street, Taipo Industrial Estate, N.T., Hong Kong

Tel: (852) 2666 1888 Fax: (852) 2664 4353 Homepage: www.hkstc.org E-mail: hkstc@hkstc.org

This report shall not be reproduced unless with prior written approval from The Hong Kong Standards and Testing Centre Ltd
For Conditions of Issuance of this test report, please refer to the overleaf or Homepage

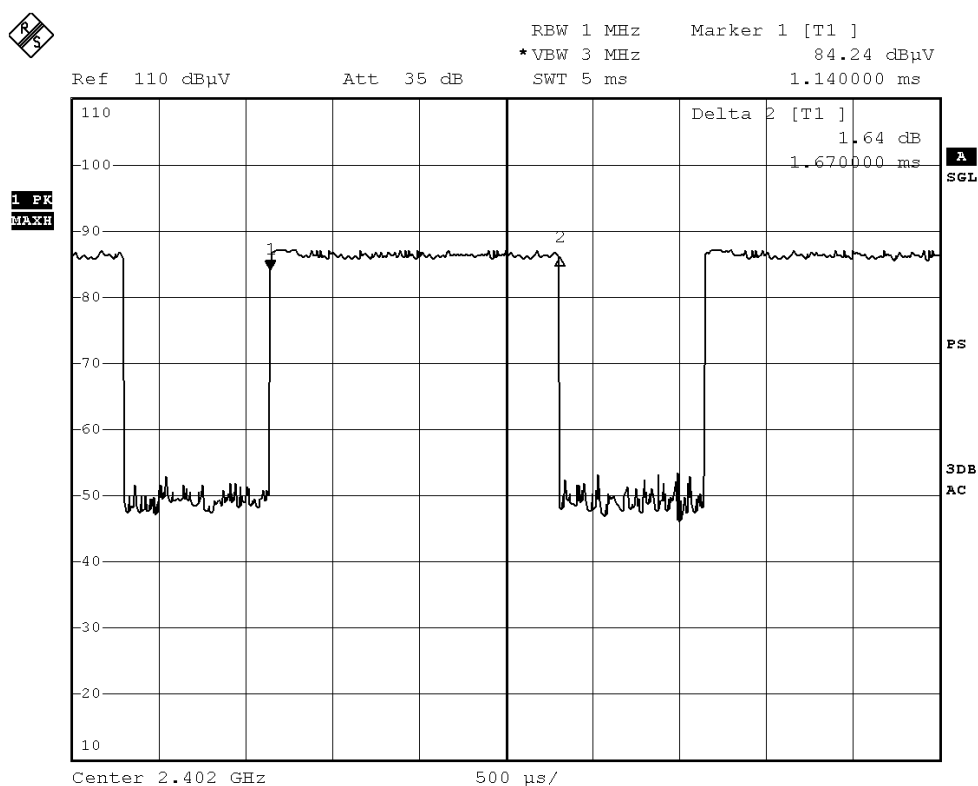


Page 77 of 93

DH3 Packet:

DH3 Packet permit maximum $1600/79/4 = 5.06$ hops per second in each channel (3 time slots RX, 1 time slot TX). The Dwell time is the time duration of the pulse times $5.06 \times 31.6 = 160$ within 31.6 seconds

Fig. D
[Pulse duration of Lowest Channel]



The Hong Kong Standards and Testing Centre Ltd.
10 Dai Wang Street, Taipo Industrial Estate, N.T., Hong Kong
Tel: (852) 2666 1888 Fax: (852) 2664 4353 Homepage: www.hkstc.org E-mail: hkstc@hkstc.org

This report shall not be reproduced unless with prior written approval from The Hong Kong Standards and Testing Centre Ltd
For Conditions of Issuance of this test report, please refer to the overleaf or Homepage



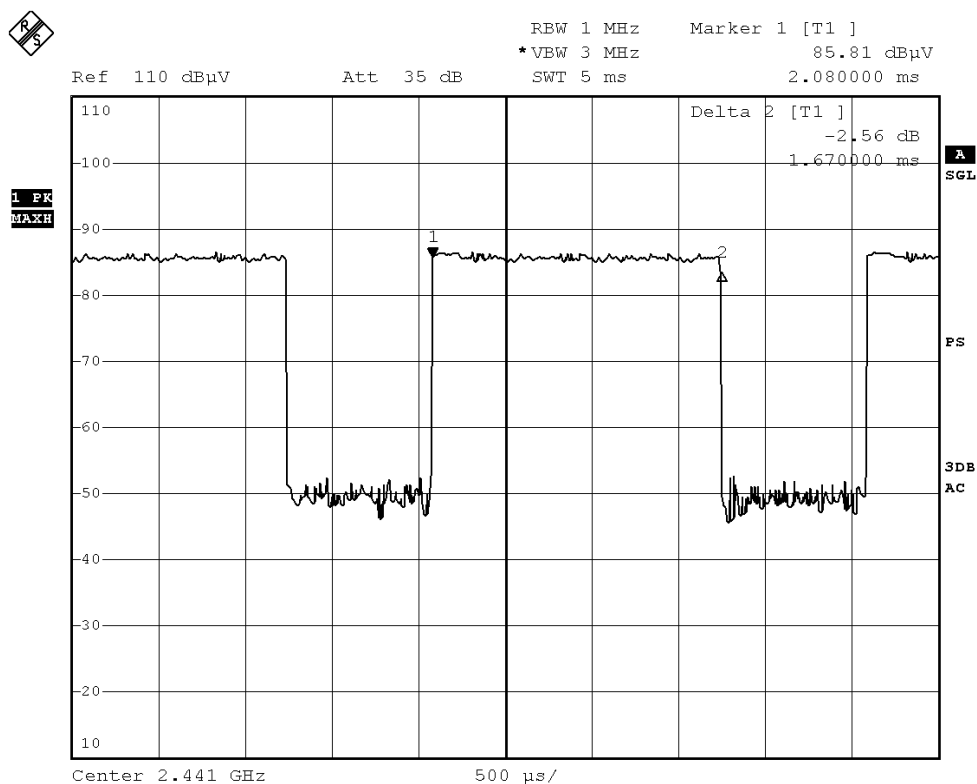
STC Test Report

Date: 2013-06-28

Page 78 of 93

No.: DM111359

Fig. E
[Pulse duration of Middle Channel]



The Hong Kong Standards and Testing Centre Ltd.

10 Dai Wang Street, Taipo Industrial Estate, N.T., Hong Kong

Tel: (852) 2666 1888 Fax: (852) 2664 4353 Homepage: www.hkstc.org E-mail: hkstc@hkstc.org

This report shall not be reproduced unless with prior written approval from The Hong Kong Standards and Testing Centre Ltd
For Conditions of Issuance of this test report, please refer to the overleaf or Homepage



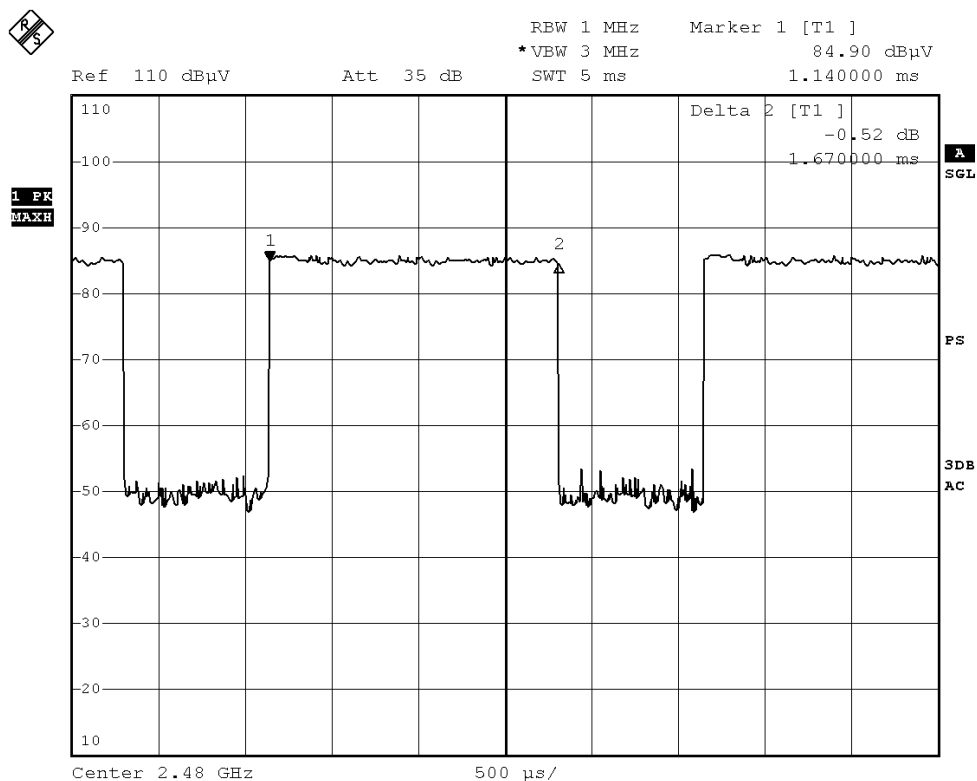
STC Test Report

Date: 2013-06-28

Page 79 of 93

No.: DM111359

Fig. F
[Pulse duration of Highest Channel]



The Hong Kong Standards and Testing Centre Ltd.

10 Dai Wang Street, Taipo Industrial Estate, N.T., Hong Kong

Tel: (852) 2666 1888 Fax: (852) 2664 4353 Homepage: www.hkstc.org E-mail: hkstc@hkstc.org

This report shall not be reproduced unless with prior written approval from The Hong Kong Standards and Testing Centre Ltd
For Conditions of Issuance of this test report, please refer to the overleaf or Homepage



STC Test Report

Date: 2013-06-28

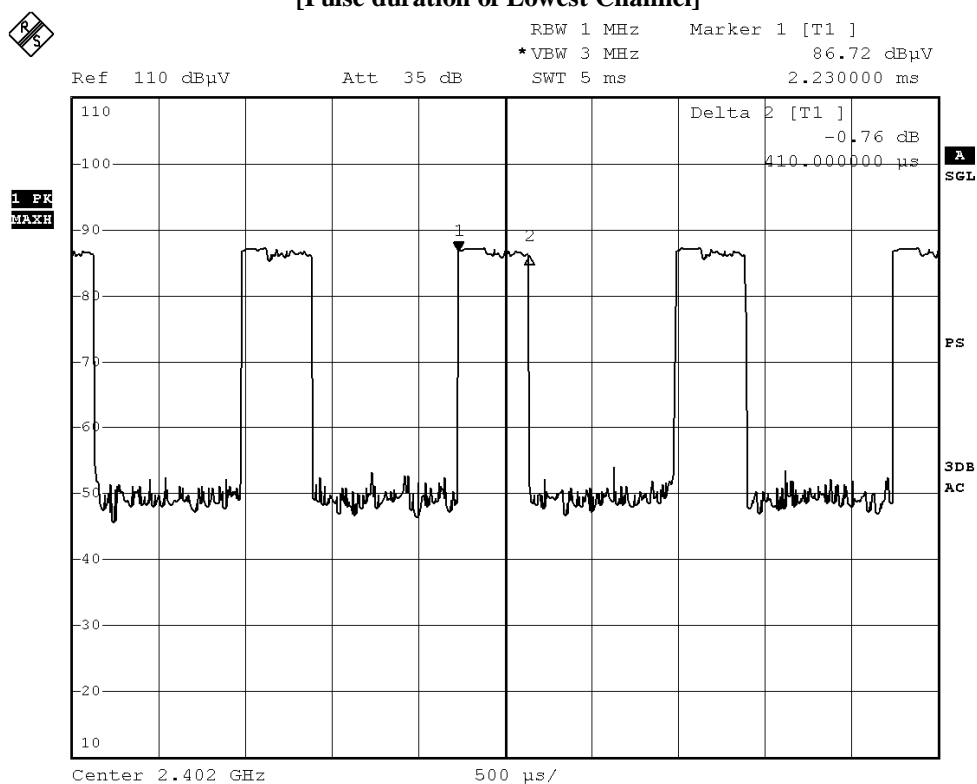
Page 80 of 93

No.: DM111359

DH1 Packet:

DH1 Packet permit maximum $1600/79/2 = 10.12$ hops per second in each channel (3 time slots RX, 1 time slot TX). The Dwell time is the time duration of the pulse times $10.12 \times 31.6 = 320$ within 31.6 seconds

Fig. G
[Pulse duration of Lowest Channel]



The Hong Kong Standards and Testing Centre Ltd.

10 Dai Wang Street, Taipo Industrial Estate, N.T., Hong Kong

Tel: (852) 2666 1888 Fax: (852) 2664 4353 Homepage: www.hkstc.org E-mail: hkstc@hkstc.org

This report shall not be reproduced unless with prior written approval from The Hong Kong Standards and Testing Centre Ltd
For Conditions of Issuance of this test report, please refer to the overleaf or Homepage



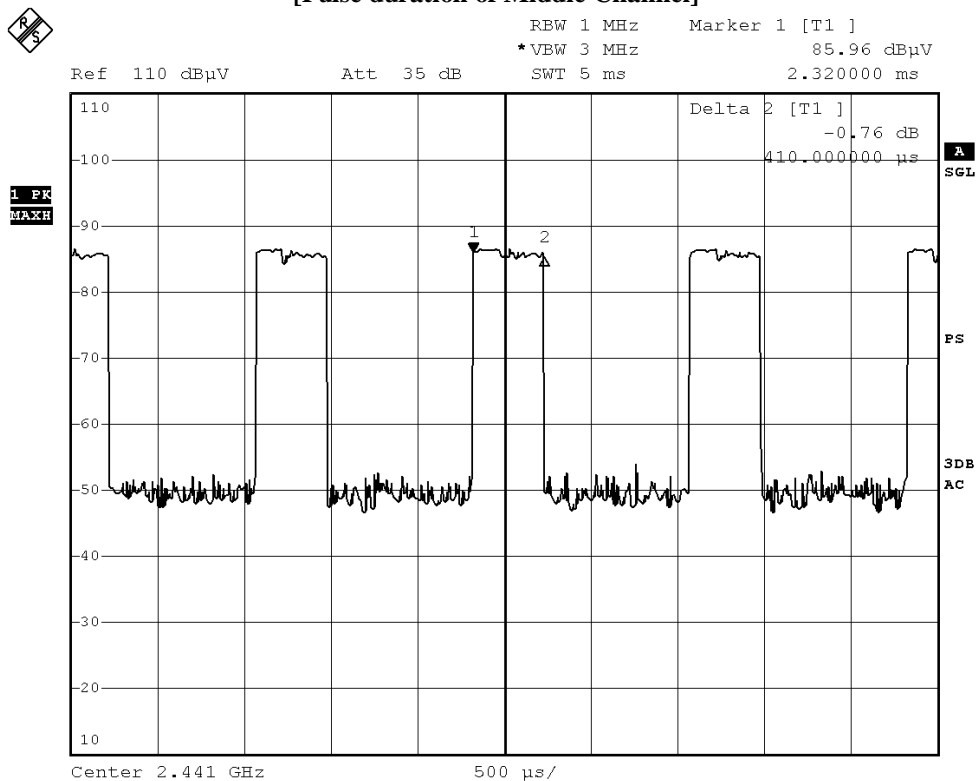
STC Test Report

Date: 2013-06-28

Page 81 of 93

No.: DM111359

Fig. H
[Pulse duration of Middle Channel]



The Hong Kong Standards and Testing Centre Ltd.

10 Dai Wang Street, Taipo Industrial Estate, N.T., Hong Kong

Tel: (852) 2666 1888 Fax: (852) 2664 4353 Homepage: www.hkstc.org E-mail: hkstc@hkstc.org

This report shall not be reproduced unless with prior written approval from The Hong Kong Standards and Testing Centre Ltd
For Conditions of Issuance of this test report, please refer to the overleaf or Homepage



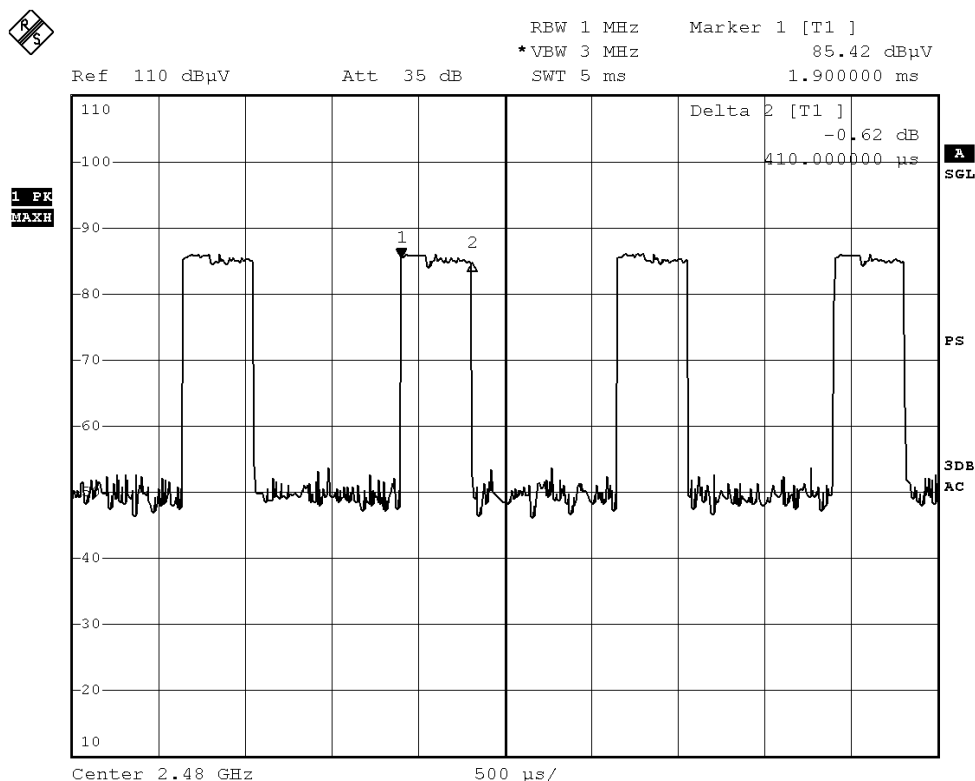
STC Test Report

Date: 2013-06-28

Page 82 of 93

No.: DM111359

Fig. I
[Pulse duration of Highest Channel]



Time of occupancy (Dwell Time):

Data Packet	Frequency (MHz)	Pulse Duration (ms)	Dwell Time (s)	Limits (s)	Test Results
DH5	2402	2.920	0.311	0.400	Complies
DH5	2441	2.920	0.311	0.400	Complies
DH5	2480	2.920	0.311	0.400	Complies
DH3	2402	1.670	0.267	0.400	Complies
DH3	2441	1.670	0.267	0.400	Complies
DH3	2480	1.670	0.267	0.400	Complies
DH1	2402	0.410	0.131	0.400	Complies
DH1	2441	0.410	0.131	0.400	Complies
DH1	2480	0.410	0.131	0.400	Complies

The Hong Kong Standards and Testing Centre Ltd.

10 Dai Wang Street, Taipo Industrial Estate, N.T., Hong Kong

Tel: (852) 2666 1888 Fax: (852) 2664 4353 Homepage: www.hkstc.org E-mail: hkstc@hkstc.org

This report shall not be reproduced unless with prior written approval from The Hong Kong Standards and Testing Centre Ltd
 For Conditions of Issuance of this test report, please refer to the overleaf or Homepage



STC Test Report

Date: 2013-06-28

Page 83 of 93

No.: DM111359

3.1.9 Channel Centre Frequency

Requirements:

Frequency hopping system in the 2400-2483.5MHz band shall use at least 79 (Channel 0 to 78) non-overlapping channels.

The EUT operates in according with the Bluetooth system specification within the 2400 - 2483.5 MHz frequency band.

RF channels for Bluetooth systems are spaced 1 MHz and are ordered in channel number k. In order to comply with out-of-band regulations, a lower frequency guard band of 2.0 MHz and a higher frequency guard band of 3.5MHz is used.

The operating frequencies of each channel are as follows:

First RF channel start from 2400MHz + 2MHz guard band = 2402MHz

Frequency of RF Channel = 2402+k MHz, k = 0,...,78 (Channel separation = 1MHz)

The Hong Kong Standards and Testing Centre Ltd.

10 Dai Wang Street, Taipo Industrial Estate, N.T., Hong Kong

Tel: (852) 2666 1888 Fax: (852) 2664 4353 Homepage: www.hkstc.org E-mail: hkstc@hkstc.org

This report shall not be reproduced unless with prior written approval from The Hong Kong Standards and Testing Centre Ltd
For Conditions of Issuance of this test report, please refer to the overleaf or Homepage



STC Test Report

Date: 2013-06-28

Page 84 of 93

No.: DM111359

3.1.10 Pseudorandom Hopping Algorithm

Requirements:

The channel frequencies shall be selected from a pseudorandom ordered list of hopping frequencies. Each frequency must be used equally by the transmitter.

EUT Pseudorandom Hopping Algorithm

The EUT is a Bluetooth device, the Pseudo-random hopping pattern; hopping characteristics and algorithm are based on the Bluetooth specification.

The Hong Kong Standards and Testing Centre Ltd.

10 Dai Wang Street, Taipo Industrial Estate, N.T., Hong Kong
Tel: (852) 2666 1888 Fax: (852) 2664 4353 Homepage: www.hkstc.org E-mail: hkstc@hkstc.org

This report shall not be reproduced unless with prior written approval from The Hong Kong Standards and Testing Centre Ltd
For Conditions of Issuance of this test report, please refer to the overleaf or Homepage



STC Test Report

Date: 2013-06-28

Page 85 of 93

No.: DM111359

3.1.11 Antenna Requirement

Test Requirements: § 15.203

Test Specification:

An intentional radiator shall be designed to ensure that no antenna other than that furnished by the responsible party shall be used with the device. The use of a permanently attached antenna or of an antenna that uses a unique coupling to the intentional radiator shall be considered sufficient to comply with the provisions of this section. The manufacturer may design the unit so that a broken antenna can be replaced by the user, but the use of a standard antenna jack or electrical connector is prohibited.

Test Results:

This is PCB layout internal antenna. There is no external antenna, the antenna gain = 2.0dBi. All component install on inside of EUT. User unable to remove or changed the Antenna.

The Hong Kong Standards and Testing Centre Ltd.

10 Dai Wang Street, Taipo Industrial Estate, N.T., Hong Kong
Tel: (852) 2666 1888 Fax: (852) 2664 4353 Homepage: www.hkstc.org E-mail: hkstc@hkstc.org

This report shall not be reproduced unless with prior written approval from The Hong Kong Standards and Testing Centre Ltd
For Conditions of Issuance of this test report, please refer to the overleaf or Homepage



STC Test Report

Date: 2013-06-28

Page 86 of 93

No.: DM111359

3.1.12 RF Exposure

Test Requirement: FCC 47CFR 15.247(i)
Test Date: 2013-06-11
Mode of Operation: Tx mode

Test Method:

Systems operating under the provisions of this section shall be operated in a manner that ensures that the public is not exposed to radio frequency energy levels in excess of the Commission's guidelines.

Test Results:

The EUT complied with the requirement(s) of this section.
EUT meets the requirements of these sections as proven through MPE calculation
The MPE calculation for EUT @ 20cm
Based on the highest P = 0.99 mW

$$\begin{aligned} P_d &= PG / 4\pi R^2 = (0.99 \times 1.58) / 12.566 \times (20)^2 \\ &= (1.56) / 12.566 \times 400 = 1.56 / 5026.4 \\ &= 0.0003104 \text{ mW/cm}^2 \end{aligned}$$

where:

- *Pd = power density in mW/cm²
- * G = Antenna numeric gain (1.58); Log G = g/10 (g = 2.0dBi).
- * P = Conducted RF power to antenna (0.99 mW).
- * R = Minimum allowable distance.(20 cm)

- *The power density Pd = 0.0003104 mW/cm² is less than 1 mW/cm² (listed MPE limit)
- *The SAR evaluation is not needed (this is a desk top device, R> 20 cm)
- * The EUT(antenna) must be 0.2 meters away from the General Population.

The Hong Kong Standards and Testing Centre Ltd.

10 Dai Wang Street, Taipo Industrial Estate, N.T., Hong Kong
Tel: (852) 2666 1888 Fax: (852) 2664 4353 Homepage: www.hkstc.org E-mail: hkstc@hkstc.org

This report shall not be reproduced unless with prior written approval from The Hong Kong Standards and Testing Centre Ltd
For Conditions of Issuance of this test report, please refer to the overleaf or Homepage



STC Test Report

Date: 2013-06-28

Page 87 of 93

No.: DM111359

Appendix A

List of Measurement Equipment

EQP NO.	DESCRIPTION	MANUFACTURER	MODEL NO.	SERIAL NO.	LAST CAL	DUE CAL
EMD004	LISN	ROHDE & SCHWARZ	ESH3-Z5	100102	2013.03.15	2014.03.14
EMD022	EMI Test Receiver	ROHDE & SCHWARZ	ESCS30	100314	2013.03.15	2014.03.14
EMD035	EMI Test Receiver	ROHDE & SCHWARZ	ESCI	100441	2012.07.06	2013.07.05
EMD036	EMI Test Receiver	ROHDE & SCHWARZ	ESIB 26	100388	2012.07.06	2013.07.05
EMD041	TWO-LINE V-NETWORK	ROHDE & SCHWARZ	ENV216	100261	2012.07.06	2013.07.05
EMD061	Biconilog Antenna	ETS.LINDGREN	3142C	00060439	2012.11.03	2014.11.02
EMD062	Double-Ridged Waveguide (1GHz – 18GHz)	ETS.LINDGREN	3117	00075933	2012.11.28	2014.11.27
EMD084	MULTI-DVICE CONTROLLER	ETS.LINDGREN	2090	00060107	N/A	N/A
EMD088	Video Contol Unit	ETS.LINDGREN	Y21953A	2601073	N/A	N/A
EMD093	Monitor	ViewSonic	VA9036	Q8X064201876	N/A	N/A
EMD102	Intelligent Frequency	Ainuo Instrument Co., Ltd	AN97005SS	79707454	N/A	N/A
EMD103	Intelligent Frequency	Ainuo Instrument Co., Ltd	AN97005SS	79707455	N/A	N/A
EMD105	FACT-3 EMC Chamber	ETS.LINDGREN	FACT-3	3803	N/A	N/A
EMD106	Shielding Room #1	ETS.LINDGREN	RFD-100	3802	N/A	N/A
EMD111	Power meter	ROHDE & SCHWARZ	NRVD	102051	2013.03.15	2014.03.14
	100V Insertion Unit	ROHDE & SCHWARZ	URV5-Z4	100464	2013.03.15	2014.03.14
EMD113	Pre-Amplifier	ROHDE & SCHWARZ	N/A	1129588	2013.03.15	2014.03.14
EMD124	Loop Antenna	ETS-Lindgren	6502	00104905	2012.03.26	2014.03.25
EMD131	Standard Gain Horn Antenna (18GHz – 26.5GHz)	Chengdu AINFO Inc.	JXTXLB-42-15-C-KF	J2021100721001	2013.01.25	2015.01.24

Remarks:-

CM Corrective Maintenance
 N/A Not Applicable or Not Available
 TBD To Be Determined

Appendix B

Ancillary Equipment

ITEM NO.	DESCRIPTION	MODEL NO.	FCC ID	REMARK
1	iPod Touch	A1367	BCG-E2407	N/A

The Hong Kong Standards and Testing Centre Ltd.

10 Dai Wang Street, Taipo Industrial Estate, N.T., Hong Kong

Tel: (852) 2666 1888 Fax: (852) 2664 4353 Homepage: www.hkstdc.org E-mail: hkstdc@hkstdc.org

This report shall not be reproduced unless with prior written approval from The Hong Kong Standards and Testing Centre Ltd
 For Conditions of Issuance of this test report, please refer to the overleaf or Homepage



STC Test Report

Date: 2013-06-28

Page 88 of 93

No.: DM111359

Appendix C

Photographs of EUT


Front View of the product




Rear View of the product



Inner Circuit Top View



Inner Circuit Bottom View



The Hong Kong Standards and Testing Centre Ltd.

10 Dai Wang Street, Taipo Industrial Estate, N.T., Hong Kong

Tel: (852) 2666 1888 Fax: (852) 2664 4353 Homepage: www.hkstc.org E-mail: hkstc@hkstc.org

This report shall not be reproduced unless with prior written approval from The Hong Kong Standards and Testing Centre Ltd
For Conditions of Issuance of this test report, please refer to the overleaf or Homepage



STC Test Report

Date: 2013-06-28

Page 89 of 93


No.: DM111359

Photographs of EUT

Inner Circuit Top View




Inner Circuit Bottom View




Inner Circuit Top View



Inner Circuit Bottom View



Inner Circuit Top View



Inner Circuit Bottom View



The Hong Kong Standards and Testing Centre Ltd.

10 Dai Wang Street, Taipo Industrial Estate, N.T., Hong Kong

Tel: (852) 2666 1888 Fax: (852) 2664 4353 Homepage: www.hkstc.org E-mail: hkstc@hkstc.org

This report shall not be reproduced unless with prior written approval from The Hong Kong Standards and Testing Centre Ltd
For Conditions of Issuance of this test report, please refer to the overleaf or Homepage



STC Test Report


Date: 2013-06-28

Page 90 of 93

No.: DM111359

Photographs of EUT

Measurement of Radiated Emission Test Set Up



The Hong Kong Standards and Testing Centre Ltd.

10 Dai Wang Street, Taipo Industrial Estate, N.T., Hong Kong

Tel: (852) 2666 1888 Fax: (852) 2664 4353 Homepage: www.hkstc.org E-mail: hkstc@hkstc.org

This report shall not be reproduced unless with prior written approval from The Hong Kong Standards and Testing Centre Ltd
For Conditions of Issuance of this test report, please refer to the overleaf or Homepage



STC Test Report


Date: 2013-06-28

Page 91 of 93

No.: DM111359

Photographs of EUT

Measurement of Radiated Emission Test Set Up



The Hong Kong Standards and Testing Centre Ltd.

10 Dai Wang Street, Taipo Industrial Estate, N.T., Hong Kong

Tel: (852) 2666 1888 Fax: (852) 2664 4353 Homepage: www.hkstc.org E-mail: hkstc@hkstc.org

This report shall not be reproduced unless with prior written approval from The Hong Kong Standards and Testing Centre Ltd
For Conditions of Issuance of this test report, please refer to the overleaf or Homepage



STC Test Report


Date: 2013-06-28

Page 92 of 93

No.: DM111359

Photographs of EUT

Measurement of Radiated Emission Test Set Up



The Hong Kong Standards and Testing Centre Ltd.

10 Dai Wang Street, Taipo Industrial Estate, N.T., Hong Kong
Tel: (852) 2666 1888 Fax: (852) 2664 4353 Homepage: www.hkstc.org E-mail: hkstc@hkstc.org

This report shall not be reproduced unless with prior written approval from The Hong Kong Standards and Testing Centre Ltd
For Conditions of Issuance of this test report, please refer to the overleaf or Homepage



STC Test Report

Date: 2013-06-28

Page 93 of 93

No.: DM111359

Photographs of EUT

Measurement of Conducted Emission Test Set Up



******* End of Test Report *******

The Hong Kong Standards and Testing Centre Ltd.

10 Dai Wang Street, Taipo Industrial Estate, N.T., Hong Kong
Tel: (852) 2666 1888 Fax: (852) 2664 4353 Homepage: www.hkstc.org E-mail: hkstc@hkstc.org

This report shall not be reproduced unless with prior written approval from The Hong Kong Standards and Testing Centre Ltd
For Conditions of Issuance of this test report, please refer to the overleaf or Homepage