


## **Test setup photo of EUT**


**A. the photo of E-Field strength and 30 MHz under radiated emission  
With client device**




**B. the photo of radiated emission above 30 MHz with client device**



**C. the photo of E-Field strength and 30 MHz under radiated emission  
With load**




**D. the photo of radiated emission above 30 MHz with load**



E. the photo of AC conducted power source with a client device



## F. the photo of AC conducted power source with load





**G. the photo of H-Field strength with client device**



**H. the photo of H-Field strength with load**



## I. the photo of E-Field strength with client device



## J. the photo of E-Field strength with load

