

XINOWY



Instruction of S8 PRO motorcycle-based Bluetooth intercom



1. Power On/Off key (turn on/off the power supply)
2. Multifunctional key
3. Headphone interface and Charging inlet
4. Indicator light

Product functions

S8 PRO is a helmet-based Bluetooth intercom with stable performance. The maximum call distance is 1000m, and the inter-talk distance in the outdoor environment is generally 500m to 1000m.

In addition, as a high-performance Bluetooth earphone (with the range of 20m), it has the functions, such as automatic call answer, waterproofing and high-resolution voice. It is designed for the riding motorcycles, with the purpose of ensuring the riding safety.

Product characteristics

Support eight equipment network intercom
It supports the play of MP3/Remix
DSP noise-reduction technology
Second-generation full-range high-quality HD horn
It allows for simultaneous connection of two Bluetooth devices

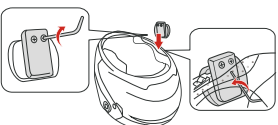
Intimate voice prompt
Waterproofing and dustproofing level up to IPX6
General-purpose full helmet type
High endurance of battery
Voice dial/Redial of last number

Remarks

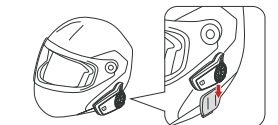
1. Automatic shutdown 25 minutes in case of no connection
2. Function priority: Call > Talk > GPS&FM& music

-1-

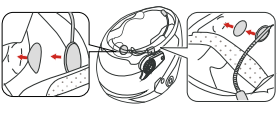
Installation steps



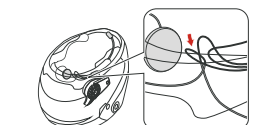
- ① Fix it on the helmet



- ② Install the intercom on the seat



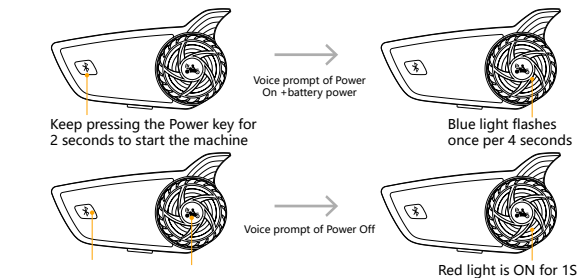
- ③ Attach it on the helmet with magic tape, choose the hard/soft microphone as required



- ④ Sort the disorderly cables inside, place them in the foam of the helmet, for purpose of wearing

-2-

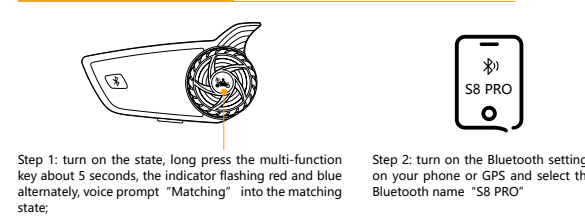
1. Power On/Off



2. Low-power alarm

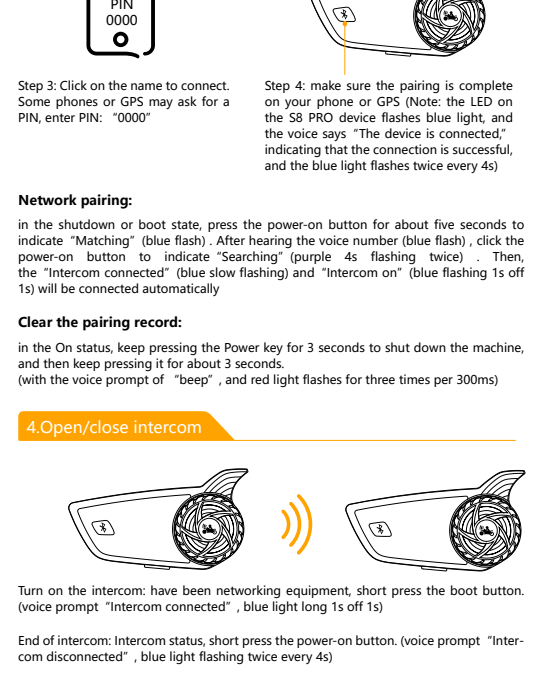
When the battery power is below 3.4V, the low-power alarm voice is sent every 3 minutes, and red light flashes. (with the voice prompt of "insufficient battery power", and red light flashes two times per 3 minutes)

3. Match phones/GPS



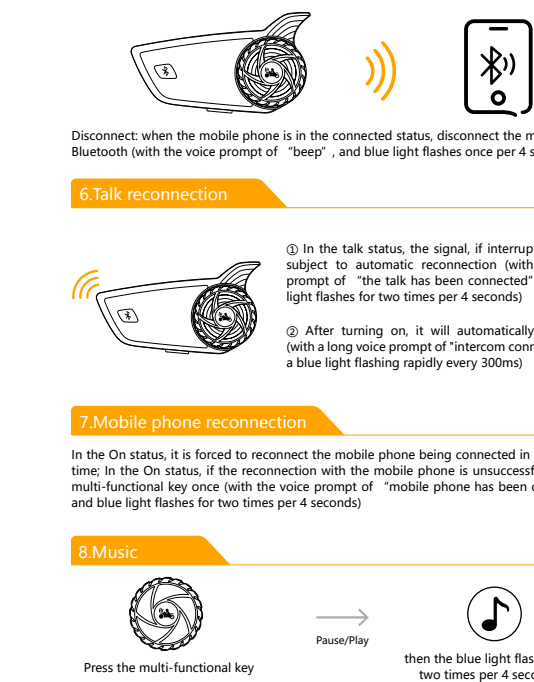
-3-

4. Open/close intercom



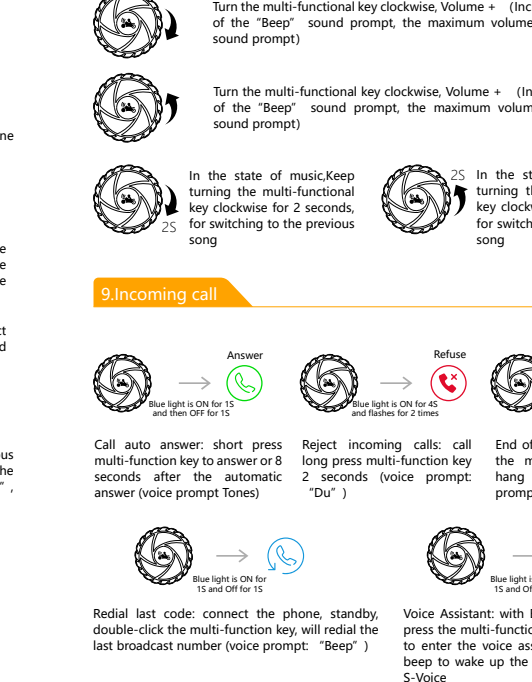
-4-

5. Mobile phone connection (GPS/MP3)



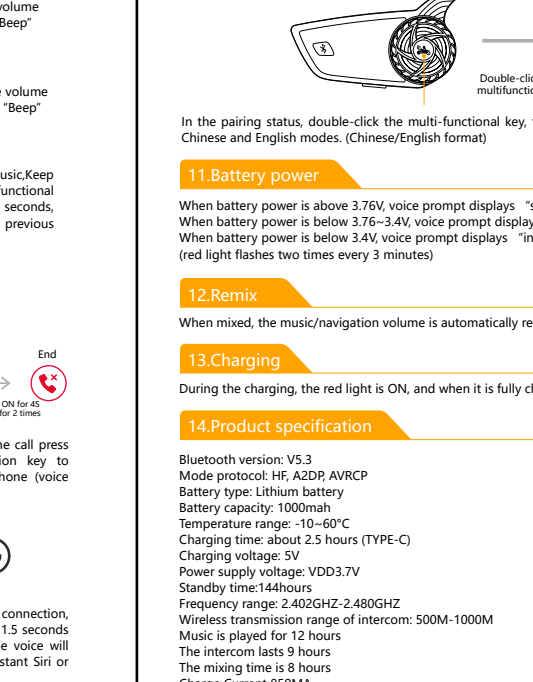
-5-

9. Incoming call



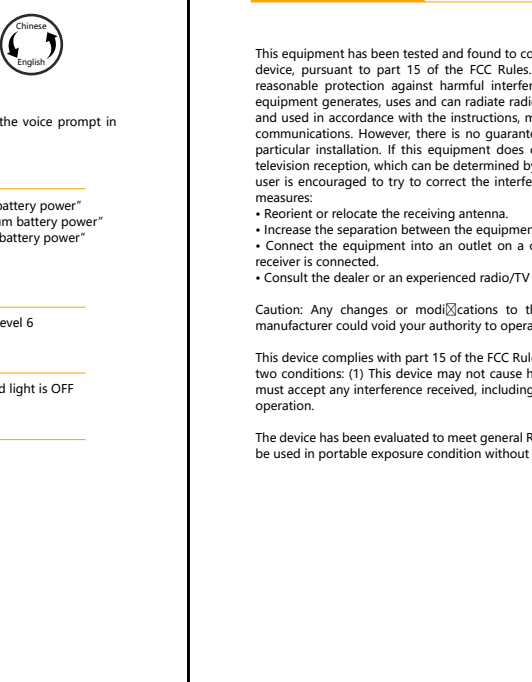
-6-

10. Language switching



-7-

15. FCC Warning



-8-