7. Photographs of the Test Set-Up

Photograph 1: Set-up for Radiated Emissions below 30MHz



Photograph 2: Set-up for Radiated Emissions for 30MHz - 1GHz



Photograph 3: Set-up for Radiated Emissions for 1 – 18GHz



Photograph 4: Set-up for Radiated Emissions for 18 – 26.5GHz



Photograph 5: Set-up for Conducted Emissions

Photograph 6: Set-up for Radiated Emissions of mode B