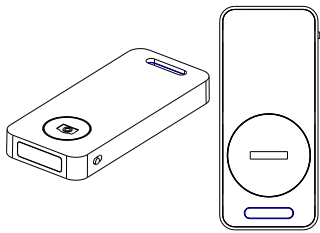
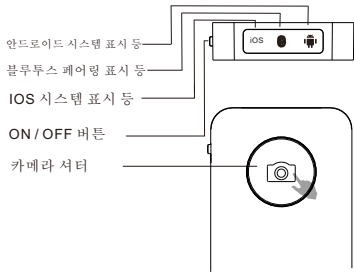


블루투스 카메라 리모트 컨트롤러



사용자 설명서

제품 구성도



제품 사양

블루투스 버전 : V3.0
활동 범위 : ≤30 m
작동 주파수 : 2.4 G
작동전류 : 1 mA
외형 치수 : 60*26.4*7mm
작동 온도 : -10℃~40℃

배터리 유형 : CR2032단추형전지
생산 능력 : 220mAh
대기 전류 : 50μA
무게 : 11g
IOS&부분 안드로이드 시스템 지지합니다

조작 순서

1.ON / OFF

토글 스위치를 올리면 부팅되고, 내리면 꺼집니다.

2.블루투스 페어링

블루투스 표시등2초 길게번쩍이후에꺼지고 1초으로 손환 번쩍하고 바로 블루투스설비 수색합니다 핸드폰 블루투스 열이고 Xseries X-smart remote 수색하고클릭하면 바로일치성공합니다

3.시스템 전환

핸드폰/패드 시스템따라서 대응한조작시스템선택합니다 (이기기 애플시스템 묵인합니다) 2-3초 길게서터버튼을 누르면 시스템바꾸숧있습니다시스템 표시등3초으로손환 번쩍합니다

4.사진 찍기

서터를 짧게 누릅니다.

5분 이후에 사용하지않으거나블루투스꺼지면 이기기는 수 면상태 들어갑니다 계속사용하려면 서터버튼을 누르거나 다시 핸드폰커다 사용하지않을때 끄는것이좋습니다 배터리 없을면핸드폰 자동 꺼집니다

참고 :

이 기기는 ISO 과 안드로이드3.0이상을 지원 합니다. 안드로이드는 오픈소스시스템이므로 소수의 휴대전화/타블렛 모델에는 본 원격조작카메라가 지원되지 않을 수도 있습니다.

FCC 경고

이 장치는 FCC 규정 제 15 조를 준수합니다. 작업이 적용 됩니다

(1) 본 장치는 유해한 간섭을 일으킬 수 ,
(2) 하지 않을 수 있습니다 : 두 가지 조건을 다음과 이 장치는 간섭을 간섭을 포함하여 수신 하는 수도 오작동의 원인이됩니다.

주 :제조업체가이 장비에 대한 무단 수정이나 변경을하여 발생하는 라디오 또는 TV 간섭에 대한 책임은지지 않습니다. 이러한 변경이나 수정은 장비에 대한 사용자 의 권한이 무효화 될 수 있습니다.

SAR 테스트가 필요 없도록 낮은출력 전력 .

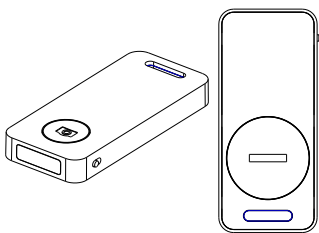
CE 경고

폭발 의 주의 위험 잘못된 종류의 배터리로 교체하면 은 . 지침에 따라 폐기하십시오.

이에 ,Xseries 회사는 이 장치가 Directive 1999/5/EC 의 필수 요구 사항 및 기타 관련 규정에 적합 함을 선언합니다 .

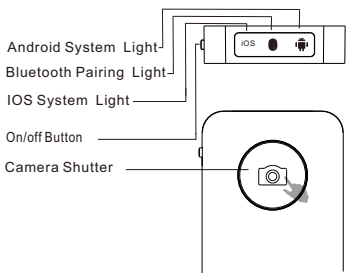


Bluetooth Camera Remote



User Manual

Product Structure Diagram



Parameter

Bluetooth Version:V3.0
Active Range : ≤30 m
Working Frequency: 2.4 G
Working Current: 1 MA
Size: 60*26.4*7 mm
Operating Temperature -10℃~40℃

Types of Batteries: CR2032 Lithium Batteries
Capacity: 220mAh
Standby Current:50μA
Weight :11g
Support IOS&some Android Systems

Operation

1.On/off

Toggle switch button up to boot, down to turn it off.

2.Bluetooth Pairing

Bluetooth lights long flash 2 seconds and lights out,then with 1 second cycle flashing into searching. Open bluetooth of mobile phone and search,click XSeries X-Smart Remote then pair and connect.

3.System Switching

According to the system of mobile phone/tablet to select the appropriate operating system , 2-3 seconds long press the shutter button to change system,Android/IOS lights light up to 3 second cycle.

4.Take Photos

Short press the shutter button.

If there is no using after 5 minutes or turn off bluetooth of mobile phone, the machine will be in dormancy; Press shutter button or restart if still need to use; Suggest to turn it off if not use: Turn off automatically when no power .

REMARKS:

Note: This device support IOS & Android 3.0 above.As Android system is open source system, therefore may not be supported by a small number of phone/tablet models on this remote control cameras . It's necessary to download camera APP for some mobile phone.

FCC Warnings

This device complies with part 15 of the FCC rules. Operation is subject to the following two conditions:

(1) this device may not cause harmful interference, and
(2) this device must accept any interference received, including interference that may cause undesired operation.

NOTE: The manufacturer is not responsible for any radio or TV interference caused by unauthorized modifications or changes to this equipment. Such modifications or changes could void the user's authority to operate the equipment.

The output power is so low that the SAR test is not required.

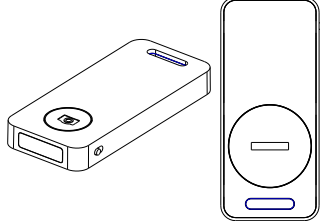
CE Warnings

CAUTION RISK OF EXPLOSION IF BATTERY IS REPLACED BY AN INCORRECT TYPE. DISPOSE OF USED BATTERIES ACCORDING TO THE INSTRUCTIONS.

Hereby, Xseries Corporation declares that this device is in compliance with the essential requirements and other relevant provisions of Directive 1999/5/EC.

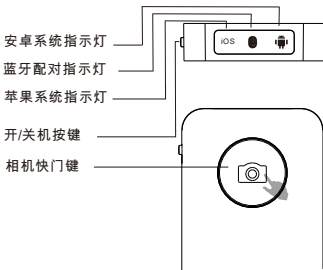


手机自拍器



操作指南

产品示意图



产品规格

蓝牙版本 : V3.0
传输范围 : ≤30 m
工作频率 : 2.4 G
工作电流 : 1 MA
外型尺寸 : 60*26.4*7mm
工作温度 : -10℃~40℃

电芯类型 : CR2032纽扣电池
容量 : 220mAh
待机电流 : 50μA
单机重量 : 11克
支持苹果和部分安卓系统

操作流程

1.开关

拨动开关按键, 向上为开机, 向下为关机.

2.蓝牙配对

蓝牙灯长亮2秒后熄灭, 以1秒循环闪烁进入搜寻. 打开手机蓝牙并搜寻点击XSeries X-Smart Remote进行配对连接.

3.系统转换

根据手机/平板的系统来选择相应操作系统, 长按2-3秒快门键进行系统转换系统指示灯以3秒循环闪烁.

4.拍照

短按快门键即可.

如果5分钟后没有使用或关掉手机蓝牙, 本机器进入休眠状态; 继续使用可按拍照键唤醒或重新开机; 建议不使用时关机; 无电量自动关机.

注意:

本设备支持IOS、安卓3.0以上版本. 因安卓系统为开源系统, 故可能不支持少部分手机/平板机型的遥控拍照功能. 部分手机需下载拍照软件.

*FCC警告:

该设备符合FCC规则第15部分. 操作应符合以下两个条件:

(1)此设备不会产生有害干扰;
(2)此设备必须接受任何接收到的干扰, 包括可能导致的意外操作.

注: 本公司不负责未经授权造成的修改或变更本设备的任何无线电或电视干扰. 这样的修改或变动, 都可能导致用户无权操作本设备.

产品功率非常低, 所以不需要做人体电磁波吸收评估.

*CE警告:

如果更换的电池类型不正确, 小心爆炸. 处理废旧电池请按照说明.

在此, Xseries公司声明此设备符合的基本要求和1999/5/EC规定的其它相关规定.



NOTE: This equipment has been tested and found to comply with the limits for a Class B digital device, pursuant to part 15 of the FCC Rules. These limits are designed to provide reasonable protection against harmful interference in a residential installation. This equipment generates uses and can radiate radio frequency energy and, if not installed and used in accordance with the instructions, may cause harmful interference to radio communications. However, there is no guarantee that interference will not occur in a particular installation. If this equipment does cause harmful interference to radio or television reception, which can be determined by turning the equipment off and on, the user is encouraged to try to correct the interference by one or more of the following measures:

- Reorient or relocate the receiving antenna.
- Increase the separation between the equipment and receiver.
- Connect the equipment into an outlet on a circuit different from that to which the receiver is connected.
- Consult the dealer or an experienced radio/TV technician for help.