

# FCC Test Report

**Application No.:** HKES131000258301  
**Applicant:** XSORIES HONG KONG LIMITED  
**Address:** 13/F., Fung Woo Centre, 279-281 Des Voeux Road, Central  
Sheung Wan, Hong Kong

**Product Information:**

**Product Description:** Bluetooth Remote  
**Model No.(EUT):** XSmart remote  
**Product Class :** Low Power Communication Device – Transmitter (2.4 GHz)  
**FCC ID:** 2AAIKXS  
**Requirement:** CFR 47 FCC PART 15 SUBPART C, 2012  
- Intentional Radiators.  
**Date of Receipt:** 2013-10-11  
**Date of Test:** 2013-10-29  
**Date of Issue:** 2013-11-04

<b>Test Result :</b>	<b>PASS*</b>
----------------------	--------------

\* In the configuration tested, the EUT complied with the requirements for the relevant clauses of Federal Communications Commission Rules as specified above.

Authorized Signature:



**LOKE Sai Kit, Wilson**  
**Senior Manager**

The manufacturer should ensure that all products in series production are in conformity with the product sample detailed in this report. If the product in this report is used in any configuration other than that detailed in the report, the manufacturer must ensure the new system complies with all relevant standards. Any mention of SGS IECC Limited or testing done by SGS IECC Limited in connection with, distribution or use of the product described in this report must be approved by SGS IECC Limited in writing.

This document is issued by the Company subject to its General Conditions of Service printed overleaf, available on request or accessible at [www.sgs.com/terms\\_and\\_conditions.htm](http://www.sgs.com/terms_and_conditions.htm) and, for electronic format documents, subject to Terms and Conditions for Electronic Documents at [www.sgs.com/terms\\_e-document.htm](http://www.sgs.com/terms_e-document.htm). Attention is drawn to the limitation of liability, indemnification and jurisdiction issues defined therein. Any holder of this document is advised that information contained hereon reflects the Company's findings at the time of its intervention only and within the limits of Client's instructions, if any. The Company's sole responsibility is to its Client and this document does not exonerate parties to a transaction from exercising all their rights and obligations under the transaction documents. This document cannot be reproduced except in full, without prior written approval of the Company. Any unauthorized alteration, forgery or falsification of the content or appearance of this document is unlawful and offenders may be prosecuted to the fullest extent of the law.

Unless otherwise stated the results shown in this test report refer only to the sample(s) tested and such sample(s) are retained for 90 days only.

## 2 Test Summary

Test	Test Requirement	Test Method	Result
Conducted Emission (150KHz to 30MHz)	FCC PART 15, SUBPART C: 2012	ANSI C63.4:2003	N/A <sup>1)</sup>
Radiated Emission (9kHz to 1GHz)	FCC PART 15, SUBPART C: 2012	ANSI C63.4:2003	PASS
Radiated Emission above 1 GHz	FCC PART 15, SUBPART C: 2012	ANSI C63.4:2003	PASS
Band edge / 20 dB Bandwidth	FCC PART 15, SUBPART C: 2012	ANSI C63.4:2003 Marker-Delta measurement	PASS
<b>Remark :</b> 1) Please refer to section 6.1 of this report for explanation			

This document is issued by the Company subject to its General Conditions of Service printed overleaf, available on request or accessible at [www.sgs.com/terms\\_and\\_conditions.htm](http://www.sgs.com/terms_and_conditions.htm) and, for electronic format documents, subject to Terms and Conditions for Electronic Documents at [www.sgs.com/terms\\_e-document.htm](http://www.sgs.com/terms_e-document.htm). Attention is drawn to the limitation of liability, indemnification and jurisdiction issues defined therein. Any holder of this document is advised that information contained hereon reflects the Company's findings at the time of its intervention only and within the limits of Client's instructions, if any. The Company's sole responsibility is to its Client and this document does not exonerate parties to a transaction from exercising all their rights and obligations under the transaction documents. This document cannot be reproduced except in full, without prior written approval of the Company. Any unauthorized alteration, forgery or falsification of the content or appearance of this document is unlawful and offenders may be prosecuted to the fullest extent of the law.

Unless otherwise stated the results shown in this test report refer only to the sample(s) tested and such sample(s) are retained for 90 days only.

### 3 Contents

	Page
<b>1 COVER PAGE .....</b>	<b>1</b>
<b>2 TEST SUMMARY .....</b>	<b>2</b>
<b>3 CONTENTS .....</b>	<b>3</b>
<b>4 GENERAL INFORMATION .....</b>	<b>4</b>
4.1 GENERAL DESCRIPTION OF EUT .....	4
4.2 DETAILS OF EUT .....	4
4.3 CONDITIONS OF EUT .....	4
4.4 DESCRIPTION OF SUPPORT UNITS .....	4
4.5 STANDARDS APPLICABLE FOR TESTING .....	4
4.6 TEST LOCATION .....	4
4.7 TEST FACILITY .....	5
4.8 DEVIATION FROM STANDARDS .....	6
4.9 ABNORMALITIES FROM STANDARD CONDITIONS .....	6
4.10 DECLARATION OF FAMILY GROUPING .....	6
4.11 ABBREVIATIONS .....	6
<b>5 EQUIPMENTS USED DURING TEST .....</b>	<b>7</b>
<b>6 TEST RESULTS .....</b>	<b>8</b>
<b>6.1 CONDUCTED EMISSIONS MAINS TERMINALS, 150kHz TO 30MHz .....</b>	<b>8</b>
6.2.1 EUT Operation .....	9
6.2.2 Test Setup and Procedure .....	9
6.2.3 Measurement Data .....	11
<b>6.3 RADIATED EMISSIONS ABOVE 1 GHz .....</b>	<b>13</b>
6.3.1 EUT Operation .....	13
6.3.2 Test Setup and Procedure .....	14
6.3.3 Measurement Data .....	15
<b>6.4 BAND EDGE / 20 dB BANDWIDTH .....</b>	<b>17</b>
<b>7 PHOTOGRAPHS .....</b>	<b>19</b>
<b>7.1 RADIATED EMISSION TEST SETUP .....</b>	<b>19</b>

This document is issued by the Company subject to its General Conditions of Service printed overleaf, available on request or accessible at [www.sgs.com/terms\\_and\\_conditions.htm](http://www.sgs.com/terms_and_conditions.htm) and, for electronic format documents, subject to Terms and Conditions for Electronic Documents at [www.sgs.com/terms\\_e-document.htm](http://www.sgs.com/terms_e-document.htm). Attention is drawn to the limitation of liability, indemnification and jurisdiction issues defined therein. Any holder of this document is advised that information contained hereon reflects the Company's findings at the time of its intervention only and within the limits of Client's instructions, if any. The Company's sole responsibility is to its Client and this document does not exonerate parties to a transaction from exercising all their rights and obligations under the transaction documents. This document cannot be reproduced except in full, without prior written approval of the Company. Any unauthorized alteration, forgery or falsification of the content or appearance of this document is unlawful and offenders may be prosecuted to the fullest extent of the law.

Unless otherwise stated the results shown in this test report refer only to the sample(s) tested and such sample(s) are retained for 90 days only.

## 4 General Information

### 4.1 General Description of EUT

EUT Name: Bluetooth Remote  
Model: XSmart remote  
Serial No.: --

### 4.2 Details of EUT

Power Supply: 3V (CR2025 size×2)  
Operating Frequency 2402-2480MHz  
Antenna Type: Integral antenna  
Bluetooth version 3.0  
Modulation Type: GFSK, II/4-DQPSK and 8DPSK

### 4.3 Conditions of EUT

The received sample was under good condition.

### 4.4 Description of Support Units

Description	Manufacturer	Model No.	Serial No.
Notebook	HP	Omnibook xt6200	OE116
BT test board	Applicant Supply	N/A	N/A
Test software	Broadcom Blue Tool		

All field strength measures in this test report were done by the aid of test software which places the device in continuous transmission with 100% duty cycle under different package type and the test software above allowed to set the frequency fixed and hopping stopped.

When testing, the software about Transmit Power grade is 0dB as worse case.

### 4.5 Standards Applicable for Testing

CFR 47, FCC Part 15, Oct 2012  
ANSI C63.4:2003

### 4.6 Test Location

All tests were performed at:

SGS IECC Limited (Member of the SGS Group (SGS SA))

Units 303-305, 3/F., 31 Lok Yip Road, On Lok Tsuen, Fanling, N.T., Hong Kong

Tel: +852 2305 2570 Fax: +852 2756 4480

This document is issued by the Company subject to its General Conditions of Service printed overleaf, available on request or accessible at [www.sgs.com/terms\\_and\\_conditions.htm](http://www.sgs.com/terms_and_conditions.htm) and, for electronic format documents, subject to Terms and Conditions for Electronic Documents at [www.sgs.com/terms\\_e-document.htm](http://www.sgs.com/terms_e-document.htm). Attention is drawn to the limitation of liability, indemnification and jurisdiction issues defined therein. Any holder of this document is advised that information contained hereon reflects the Company's findings at the time of its intervention only and within the limits of Client's instructions, if any. The Company's sole responsibility is to its Client and this document does not exonerate parties to a transaction from exercising all their rights and obligations under the transaction documents. This document cannot be reproduced except in full, without prior written approval of the Company. Any unauthorized alteration, forgery or falsification of the content or appearance of this document is unlawful and offenders may be prosecuted to the fullest extent of the law.

Unless otherwise stated the results shown in this test report refer only to the sample(s) tested and such sample(s) are retained for 90 days only.

#### 4.7 Test Facility

Measurement facility located at Fanling (Hong Kong), placed on file with the FCC Pursuant to Section 2.948 of the FCC Rules (FCC Registration No. : 97774).

The test facility is recognized, certified, or accredited by the following organizations:

FCC – CAB Registration No.: 446297

Measurement facility located at Fanling (Hong Kong), accredited as a Conformity Assessment Body (CAB) and was designated by FCC to perform compliance testing on equipment subject to Declaration Of Conformity (DOC) and Certification under Part 15 and 18 of the Commission's Rules.

#### 4.8 Deviation from Standards

None.

#### 4.9 Abnormalities from Standard Conditions

None.

#### 4.10 Declaration of Family Grouping

None.

#### 4.11 Abbreviations

N/A: Not Applicable

EUT: Equipment Under Test

This document is issued by the Company subject to its General Conditions of Service printed overleaf, available on request or accessible at [www.sgs.com/terms\\_and\\_conditions.htm](http://www.sgs.com/terms_and_conditions.htm) and, for electronic format documents, subject to Terms and Conditions for Electronic Documents at [www.sgs.com/terms\\_e-document.htm](http://www.sgs.com/terms_e-document.htm). Attention is drawn to the limitation of liability, indemnification and jurisdiction issues defined therein. Any holder of this document is advised that information contained hereon reflects the Company's findings at the time of its intervention only and within the limits of Client's instructions, if any. The Company's sole responsibility is to its Client and this document does not exonerate parties to a transaction from exercising all their rights and obligations under the transaction documents. This document cannot be reproduced except in full, without prior written approval of the Company. Any unauthorized alteration, forgery or falsification of the content or appearance of this document is unlawful and offenders may be prosecuted to the fullest extent of the law.

Unless otherwise stated the results shown in this test report refer only to the sample(s) tested and such sample(s) are retained for 90 days only.

## 5 Equipments Used during Test

Radiated Emission				
Equipment	Manufacturer	Model / Serial No.	Cal. Date	Cal. Due Date
3m Semi-Anechoic Chamber (pre-test)	--	--	--	--
3m / 10m Open Area Test Site	--	--	2012-02-24	2015-02-23
Test Receiver	Rohde & Schwarz	ESCS 30 / 100388	2012-11-19	2013-11-18
Spectrum Analyzer	Rohde & Schwarz	FSP 30 / 101474	2013-08-08	2014-08-07
Loop antenna	Rohde & Schwarz	HFH2-Z2	2012-10-11	2014-10-10
Antenna 30-1000MHz	Schaffner	CBL6111C / 2791	2012-10-11	2014-10-10
Horn Antenna 1-18GHz	Schwarzbeck	BBHA9120D / 9120D-1070	2012-11-13	2014-11-12
Horn Antenna 15-26.5GHz	Schwarzbeck	BBHA9170 / 9170-492	2012-11-12	2014-11-11
Preamplifier 10MHz – 6GHz	Schwarzbeck	BBV9743 / 9743-052	2012-11-13	2014-11-12
Preamplifier 1-18GHz	Schwarzbeck	BBV9718 / 9718-223	2012-11-13	2014-11-12
Preamplifier 18- 26.5GHz	Schwarzbeck	BBV9719 / 9719-019	2012-11-13	2014-11-12
Coaxial Cable	--	E167	2012-02-06	2014-02-05
RF Cable	HUBER+SUHNER	E207	2012-11-14	2014-11-13
Antenna Mast System	Schwarzbeck	AM9104 / -	--	--
Turntable with Controller	Drehtisch	DT312 / -	--	--
General Use Equipment				
Equipment	Manufacturer	Model / Serial No.	Cal. Date	Cal. Due Date
Digital Multimeter	Fluke	189 / 83640020	2013-04-10	2014-04-09
Temperature / Humidity meter	-	E158	2012-11-06	2013-11-05

This document is issued by the Company subject to its General Conditions of Service printed overleaf, available on request or accessible at [www.sgs.com/terms\\_and\\_conditions.htm](http://www.sgs.com/terms_and_conditions.htm) and, for electronic format documents, subject to Terms and Conditions for Electronic Documents at [www.sgs.com/terms\\_e-document.htm](http://www.sgs.com/terms_e-document.htm). Attention is drawn to the limitation of liability, indemnification and jurisdiction issues defined therein. Any holder of this document is advised that information contained hereon reflects the Company's findings at the time of its intervention only and within the limits of Client's instructions, if any. The Company's sole responsibility is to its Client and this document does not exonerate parties to a transaction from exercising all their rights and obligations under the transaction documents. This document cannot be reproduced except in full, without prior written approval of the Company. Any unauthorized alteration, forgery or falsification of the content or appearance of this document is unlawful and offenders may be prosecuted to the fullest extent of the law.

Unless otherwise stated the results shown in this test report refer only to the sample(s) tested and such sample(s) are retained for 90 days only.

## 6 Test Results

### 6.1 Conducted Emissions Mains Terminals, 150kHz to 30MHz

Test Requirement: FCC Part15 C Section 15.207  
Test Method: ANSI C63.4:2003  
Test Date: Not Applicable

**Remark:**

The product is battery operated and this test is not applicable.

### 6.2 Radiated Emissions, 9kHz to1GHz

Test Requirement: FCC Part15 Subpart C Section 15.209 and 15.249(d)  
Test Method: ANSI C63.4:2003  
Test Date: 201310-29  
Measurement Distance: 3m  
Detector: For PK value:  
RBW = 1 MHz for  $f \geq 1$  GHz, 100 kHz for  $f < 1$  GHz  
VBW  $\geq$  RBW  
Sweep = auto  
Detector function = peak  
Trace = max hold  
For AV value:  
RBW = 1 MHz for  $f \geq 1$  GHz, 100 kHz for  $f < 1$  GHz  
VBW = 10 Hz  
Sweep = auto  
Detector function = peak  
Trace = max hold

Limit :

Frequency range MHz	Quasi-peak limits dB ( $\mu$ V/m)
0.009 – 0.490	-72.4 – 20logF(MHz)
0.490 – 1.705	-12.4 – 20logF(MHz)
1.705 – 30.0	-10.5
30 to 88	40
88 to 216	43.5
216 to 960	46
Above 960	54
Note 1) At transitional frequencies the lower limit applies. 2) F is the frequency of the spurious emission measured in MHz. 3) Limit from 0.009 – 30 MHz is converted from measuring distance 300m or 30m to 3m with the formula provided in FCC Part 15, section 15.31(f)(2)	

This document is issued by the Company subject to its General Conditions of Service printed overleaf, available on request or accessible at [www.sgs.com/terms\\_and\\_conditions.htm](http://www.sgs.com/terms_and_conditions.htm) and, for electronic format documents, subject to Terms and Conditions for Electronic Documents at [www.sgs.com/terms\\_e-document.htm](http://www.sgs.com/terms_e-document.htm). Attention is drawn to the limitation of liability, indemnification and jurisdiction issues defined therein. Any holder of this document is advised that information contained hereon reflects the Company's findings at the time of its intervention only and within the limits of Client's instructions, if any. The Company's sole responsibility is to its Client and this document does not exonerate parties to a transaction from exercising all their rights and obligations under the transaction documents. This document cannot be reproduced except in full, without prior written approval of the Company. Any unauthorized alteration, forgery or falsification of the content or appearance of this document is unlawful and offenders may be prosecuted to the fullest extent of the law.

Unless otherwise stated the results shown in this test report refer only to the sample(s) tested and such sample(s) are retained for 90 days only.



### 6.2.1 EUT Operation

Operating Environment:

Temperature: 24.2 °C      Humidity: 48%

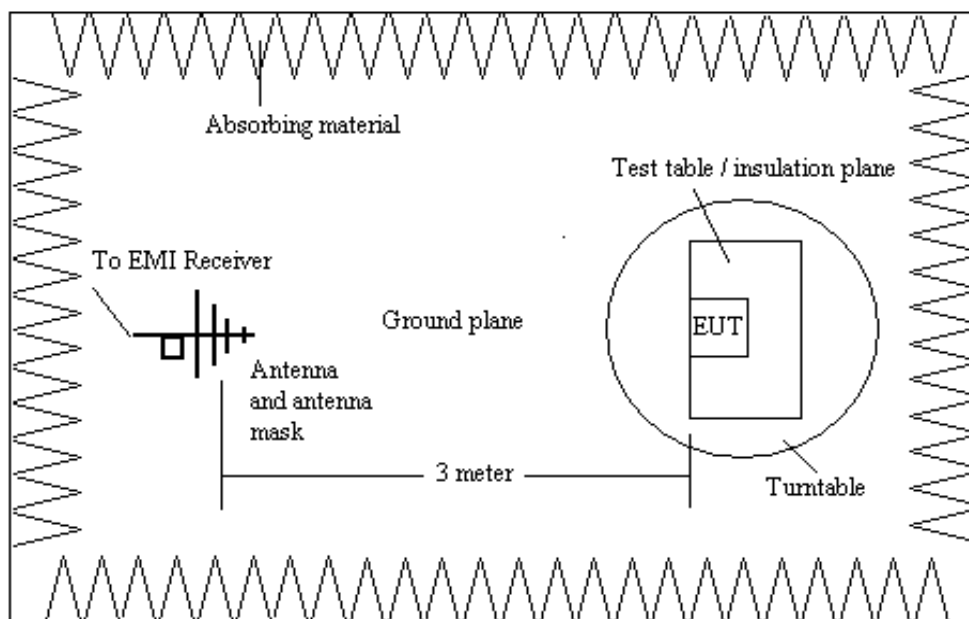
EUT Operation: Pre-test with Peak detector with the following mode(s):

- 1: Transmission with GFSK
- 2: Transmission with  $\Pi/4$ -DQPSK;
- 3: Transmission with 8DPSK;

Final test with Quasi-Peak and Average detector with the following mode(s):

- 1: Transmission with GFSK

### 6.2.2 Test Setup and Procedure



1. The pre-test of the radiated emissions test was conducted in a semi-anechoic chamber and the final measurement was conducted in the open area test site.
2. The EUT was operated with new batteries. The EUT was placed upon a non-metallic table 0.8m above the ground reference plane.
3. Loop antenna and Bilog antenna was used for the frequency range from the lowest generated frequency to 30MHz and 30MHz to 1GHz respectively

This document is issued by the Company subject to its General Conditions of Service printed overleaf, available on request or accessible at [www.sgs.com/terms\\_and\\_conditions.htm](http://www.sgs.com/terms_and_conditions.htm) and, for electronic format documents, subject to Terms and Conditions for Electronic Documents at [www.sgs.com/terms\\_e-document.htm](http://www.sgs.com/terms_e-document.htm). Attention is drawn to the limitation of liability, indemnification and jurisdiction issues defined therein. Any holder of this document is advised that information contained hereon reflects the Company's findings at the time of its intervention only and within the limits of Client's instructions, if any. The Company's sole responsibility is to its Client and this document does not exonerate parties to a transaction from exercising all their rights and obligations under the transaction documents. This document cannot be reproduced except in full, without prior written approval of the Company. Any unauthorized alteration, forgery or falsification of the content or appearance of this document is unlawful and offenders may be prosecuted to the fullest extent of the law.

Unless otherwise stated the results shown in this test report refer only to the sample(s) tested and such sample(s) are retained for 90 days only.

4. Before final measurements of radiated emissions, a pre-scan was performed in the spectrum mode with the peak detector to find out the maximum emissions spectrum plots of the EUT with located frequencies.
5. The actual frequencies of maximum emission were confirmed in the final radiated emissions measurement. At each frequency, the EUT was rotated 360°, and the antenna was raised and lowered from 1 to 4 meters for Bilog antenna (Loop antenna is still maintain in 1m high) in order to determine the maximum disturbance. Measurements were performed for both horizontal and vertical antenna polarization.

This document is issued by the Company subject to its General Conditions of Service printed overleaf, available on request or accessible at [www.sgs.com/terms\\_and\\_conditions.htm](http://www.sgs.com/terms_and_conditions.htm) and, for electronic format documents, subject to Terms and Conditions for Electronic Documents at [www.sgs.com/terms\\_e-document.htm](http://www.sgs.com/terms_e-document.htm). Attention is drawn to the limitation of liability, indemnification and jurisdiction issues defined therein. Any holder of this document is advised that information contained hereon reflects the Company's findings at the time of its intervention only and within the limits of Client's instructions, if any. The Company's sole responsibility is to its Client and this document does not exonerate parties to a transaction from exercising all their rights and obligations under the transaction documents. This document cannot be reproduced except in full, without prior written approval of the Company. Any unauthorized alteration, forgery or falsification of the content or appearance of this document is unlawful and offenders may be prosecuted to the fullest extent of the law.

Unless otherwise stated the results shown in this test report refer only to the sample(s) tested and such sample(s) are retained for 90 days only.

### 6.2.3 Measurement Data

An initial pre-scan was performed in the 3m chamber using the spectrum analyser in peak detection mode. The EUT was measured by Bilog antenna with 2 orthogonal polarities and frequencies of peak emissions from the EUT were detected within 6dB of the limit line. Final measurement was conducted in the open area test site with data as follows:

#### Test results on operation with control for transmission mode:

##### (1) Operation Frequency : 2402.0 MHz

Frequency (MHz)	Antenna Polarization	Correction Factor (dB/m)	Receiver QP Reading (dBμV)	Emission Level (dBμV/m)	Limit (dBμV/m)	Over Limit (dB)
30.250	V	19.3	2.6	21.9	40.0	-18.1
100.000	H	9.9	4.2	14.1	40.0	-25.9
200.000	H	9.5	4.7	14.2	40.0	-25.8
216.000	H	10.0	13.2	23.2	40.0	-16.8
264.000	H	13.0	9.5	22.5	47.0	-24.5
312.000	H	14.1	9.8	23.9	47.0	-23.1

##### (2) Operation Frequency : 2441.0 MHz

Frequency (MHz)	Antenna Polarization	Correction Factor (dB/m)	Receiver QP Reading (dBμV)	Emission Level (dBμV/m)	Limit (dBμV/m)	Over Limit (dB)
30.000	V	19.4	2.4	21.8	40.0	-18.2
100.000	H	9.5	4.0	13.5	40.0	-26.5
200.000	V	9.9	4.2	14.1	40.0	-25.9
400.000	H	16.8	3.9	20.7	47.0	-26.3
500.000	V	18.2	4.2	22.4	47.0	-24.6
800.000	H	21.7	2.3	24.0	47.0	-23.0

This document is issued by the Company subject to its General Conditions of Service printed overleaf, available on request or accessible at [www.sgs.com/terms\\_and\\_conditions.htm](http://www.sgs.com/terms_and_conditions.htm) and, for electronic format documents, subject to Terms and Conditions for Electronic Documents at [www.sgs.com/terms\\_e-document.htm](http://www.sgs.com/terms_e-document.htm). Attention is drawn to the limitation of liability, indemnification and jurisdiction issues defined therein. Any holder of this document is advised that information contained hereon reflects the Company's findings at the time of its intervention only and within the limits of Client's instructions, if any. The Company's sole responsibility is to its Client and this document does not exonerate parties to a transaction from exercising all their rights and obligations under the transaction documents. This document cannot be reproduced except in full, without prior written approval of the Company. Any unauthorized alteration, forgery or falsification of the content or appearance of this document is unlawful and offenders may be prosecuted to the fullest extent of the law.

Unless otherwise stated the results shown in this test report refer only to the sample(s) tested and such sample(s) are retained for 90 days only.

**(3) Operation Frequency : 2480.0 MHz**

Frequency (MHz)	Antenna Polarization	Correction Factor (dB/m)	Receiver QP Reading (dBμV)	Emission Level (dBμV/m)	Limit (dBμV/m)	Over Limit (dB)
30.000	V	19.4	2.5	21.9	40.0	-18.1
100.000	H	9.9	4.4	14.3	40.0	-25.7
200.000	H	9.5	4.4	13.9	40.0	-26.1
216.000	H	10.0	15.1	25.1	40.0	-14.9
264.000	H	13.0	11.0	24.0	47.0	-23.0
456.000	H	18.0	9.2	27.2	47.0	-19.8

**Note:**

- 1) All readings are Quasi-Peak values.
- 2) Correction Factor = Antenna Factor + Cable Loss.
- 3) The above results were the worst case results with the EUT positioned in all 3 axis during the test. The EUT was positioned vertically and horizontally on the table for vertical and horizontal measurement respectively.
- 4) Other emissions more than 20dB below the limit are not shown on the above table and only worst six emissions below 1GHz are listed.

### 6.3 Radiated Emissions above 1 GHz

Test Requirement: FCC Part15 Subpart C Section 15.209 & 15.249(a) & (d)

Test Method: ANSI C63.4:2003

Test Date: 2013-10-29

Frequency Range: 1GHz – 26GHz

Measurement Distance: 3m

Detector: For PK value:  
RBW = 1 MHz for  $f \geq 1$  GHz, 100 kHz for  $f < 1$  GHz  
VBW  $\geq$  RBW  
Sweep = auto  
Detector function = peak  
Trace = max hold  
For AV value:  
RBW = 1 MHz for  $f \geq 1$  GHz, 100 kHz for  $f < 1$  GHz  
VBW = 10 Hz  
Sweep = auto  
Detector function = peak  
Trace = max hold

Limit :

Fundamental Frequency :

Frequency range MHz	Limits (Peak) dB ( $\mu$ V/m)	Limits (Average) dB ( $\mu$ V/m)
2400 to 2483.5	114	94

Spurious Emission :

Frequency range MHz	Limits (Peak) dB ( $\mu$ V/m)	Limits (Average) dB ( $\mu$ V/m)
Over 1000	74	54

#### 6.3.1 EUT Operation

Operating Environment:

Temperature: 24.2 °C Humidity: 48 %

EUT Operation: Pre-test with Peak detector with the following mode(s):

- 1: Transmission with GFSK
- 2: Transmission with  $\Pi/4$ -DQPSK;
- 3: Transmission with 8DPSK;

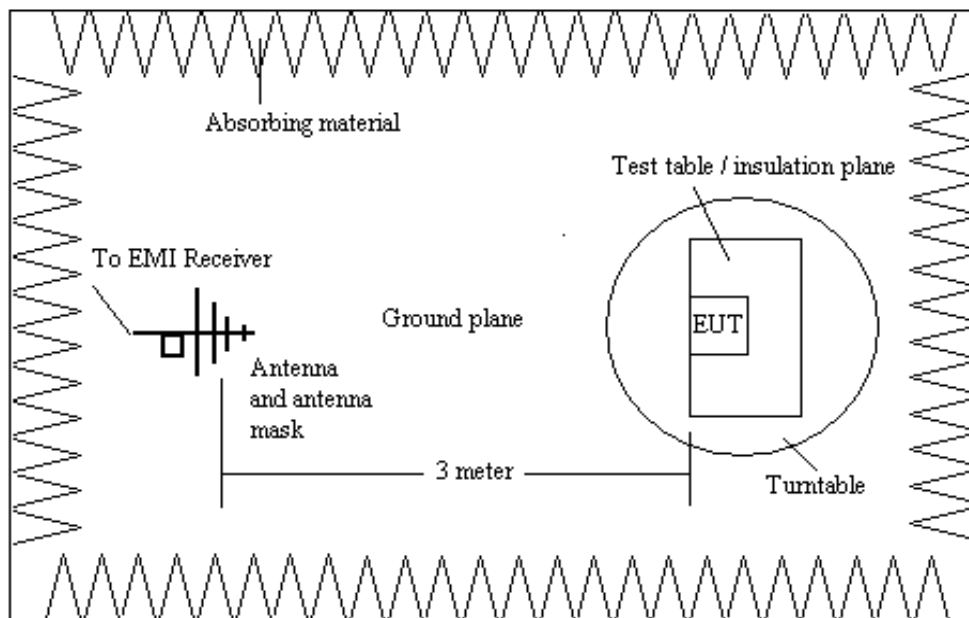
Final test with Peak and Average detector with the following mode(s):

- 1: Transmission with GFSK

This document is issued by the Company subject to its General Conditions of Service printed overleaf, available on request or accessible at [www.sgs.com/terms\\_and\\_conditions.htm](http://www.sgs.com/terms_and_conditions.htm) and, for electronic format documents, subject to Terms and Conditions for Electronic Documents at [www.sgs.com/terms\\_e-document.htm](http://www.sgs.com/terms_e-document.htm). Attention is drawn to the limitation of liability, indemnification and jurisdiction issues defined therein. Any holder of this document is advised that information contained hereon reflects the Company's findings at the time of its intervention only and within the limits of Client's instructions, if any. The Company's sole responsibility is to its Client and this document does not exonerate parties to a transaction from exercising all their rights and obligations under the transaction documents. This document cannot be reproduced except in full, without prior written approval of the Company. Any unauthorized alteration, forgery or falsification of the content or appearance of this document is unlawful and offenders may be prosecuted to the fullest extent of the law.

Unless otherwise stated the results shown in this test report refer only to the sample(s) tested and such sample(s) are retained for 90 days only.

## 6.3.2 Test Setup and Procedure



1. The pre-test of the radiated emissions test was conducted in a semi-anechoic chamber and the final measurement was conducted in the open area test site.
2. The EUT was operated with new batteries. The EUT was placed upon a non-metallic table 0.8m above the ground reference plane.
3. Horn antenna was used for the frequency over 1GHz
4. Before final measurements of radiated emissions, a pre-scan was performed in the spectrum mode with the peak detector to find out the maximum emissions spectrum plots of the EUT with located frequencies.
5. The actual frequencies of maximum emission were confirmed in the final radiated emissions measurement. At each frequency, the EUT was rotated 360°, and the antenna was raised and lowered from 1 to 4 meters in order to determine the maximum disturbance. Measurements were performed for both horizontal and vertical antenna polarization.

This document is issued by the Company subject to its General Conditions of Service printed overleaf, available on request or accessible at [www.sgs.com/terms\\_and\\_conditions.htm](http://www.sgs.com/terms_and_conditions.htm) and, for electronic format documents, subject to Terms and Conditions for Electronic Documents at [www.sgs.com/terms\\_e-document.htm](http://www.sgs.com/terms_e-document.htm). Attention is drawn to the limitation of liability, indemnification and jurisdiction issues defined therein. Any holder of this document is advised that information contained hereon reflects the Company's findings at the time of its intervention only and within the limits of Client's instructions, if any. The Company's sole responsibility is to its Client and this document does not exonerate parties to a transaction from exercising all their rights and obligations under the transaction documents. This document cannot be reproduced except in full, without prior written approval of the Company. Any unauthorized alteration, forgery or falsification of the content or appearance of this document is unlawful and offenders may be prosecuted to the fullest extent of the law.

Unless otherwise stated the results shown in this test report refer only to the sample(s) tested and such sample(s) are retained for 90 days only.

### 6.3.3 Measurement Data

An initial pre-scan was performed in the 3m chamber using the spectrum analyser in peak detection mode. The EUT was measured with 2 orthogonal polarities and frequencies of average emissions from the EUT were measured as follows:

#### Test results on operation with control for transmission mode:

##### (1) Fundamental Frequency

Frequency (MHz)	Antenna Polarization	Emission Level (dBμV/m)		Limit (dBμV/m)		Remark
		Peak	Average	Peak	Average	
2402.0	H	88.62	87.84	114	94	Pass
2402.0	V	86.45	85.61	114	94	Pass
2441.0	H	88.25	87.39	114	94	Pass
2441.0	V	87.03	86.07	114	94	Pass
2480.0	H	87.49	86.30	114	94	Pass
2480.0	V	86.49	85.10	114	94	Pass

##### (2) Spurious Emission

Operation Frequency : 2402.0 MHz

Frequency (MHz)	Antenna Polarization	Emission Level (dBμV/m)		Limit (dBμV/m)		Remark
		Peak	Average	Peak	Average	
2000	H	32.44	18.14	74	54	Pass
4804	H	45.69	35.73	74	54	Pass
6000	H	42.45	28.44	74	54	Pass
7206	H	45.79	32.47	74	54	Pass
8000	H	46.88	33.19	74	54	Pass
10000	H	47.45	35.49	74	54	Pass

This document is issued by the Company subject to its General Conditions of Service printed overleaf, available on request or accessible at [www.sgs.com/terms\\_and\\_conditions.htm](http://www.sgs.com/terms_and_conditions.htm) and, for electronic format documents, subject to Terms and Conditions for Electronic Documents at [www.sgs.com/terms\\_e-document.htm](http://www.sgs.com/terms_e-document.htm). Attention is drawn to the limitation of liability, indemnification and jurisdiction issues defined therein. Any holder of this document is advised that information contained hereon reflects the Company's findings at the time of its intervention only and within the limits of Client's instructions, if any. The Company's sole responsibility is to its Client and this document does not exonerate parties to a transaction from exercising all their rights and obligations under the transaction documents. This document cannot be reproduced except in full, without prior written approval of the Company. Any unauthorized alteration, forgery or falsification of the content or appearance of this document is unlawful and offenders may be prosecuted to the fullest extent of the law.

Unless otherwise stated the results shown in this test report refer only to the sample(s) tested and such sample(s) are retained for 90 days only.

**Operation Frequency : 2441.0 MHz**

Frequency (MHz)	Antenna Polarization	Emission Level (dBμV/m)		Limit (dBμV/m)		Remark
		Peak	Average	Peak	Average	
2000	H	31.79	18.12	74	54	Pass
4882	H	44.72	34.95	74	54	Pass
6000	H	42.38	28.14	74	54	Pass
7323	H	45.64	32.15	74	54	Pass
8000	H	46.22	33.10	74	54	Pass
10000	H	47.36	34.92	74	54	Pass

**Operation Frequency : 2480.0 MHz**

Frequency (MHz)	Antenna Polarization	Emission Level (dBμV/m)		Limit (dBμV/m)		Remark
		Peak	Average	Peak	Average	
2000	H	32.56	18.15	74	54	Pass
4960	H	46.12	35.92	74	54	Pass
6000	H	42.66	28.41	74	54	Pass
7440	H	45.68	32.37	74	54	Pass
8000	H	46.71	33.10	74	54	Pass
10000	H	47.40	35.40	74	54	Pass

**Note:**

- 1) The above results were the worst case results with the EUT positioned in all 3 axis during the test. The EUT was positioned vertically and horizontally on the table for vertical and horizontal measurement respectively.
- 2) Other emissions more than 20dB below the limit are not shown on the above table and only worst six emissions below 1GHz are listed.

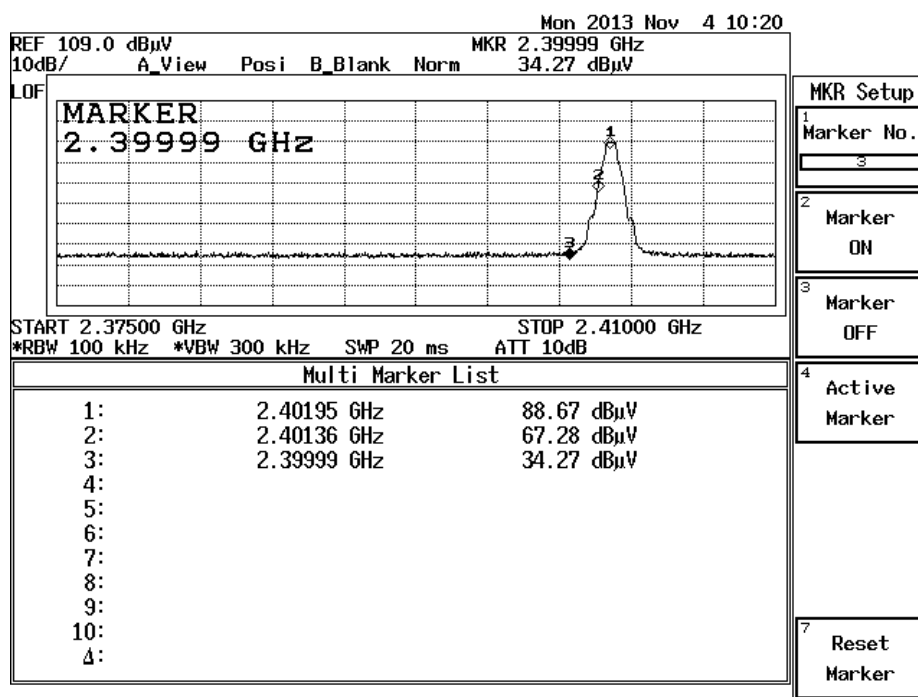


## 6.4 Band Edge / 20 dB Bandwidth

Test Requirement: FCC Part15 Subpart C Section 15.215, 15.249(d)  
Test Method: ANSI C63.4:2003 and Marker-Delta Method  
Test Date: 2013-10-29  
EUT Operation: 1: Transmission with GFSK  
2: Transmission with  $\Pi/4$ -DQPSK;  
3: Transmission with 8DPSK;  
Result: Pass

### Test Plot :

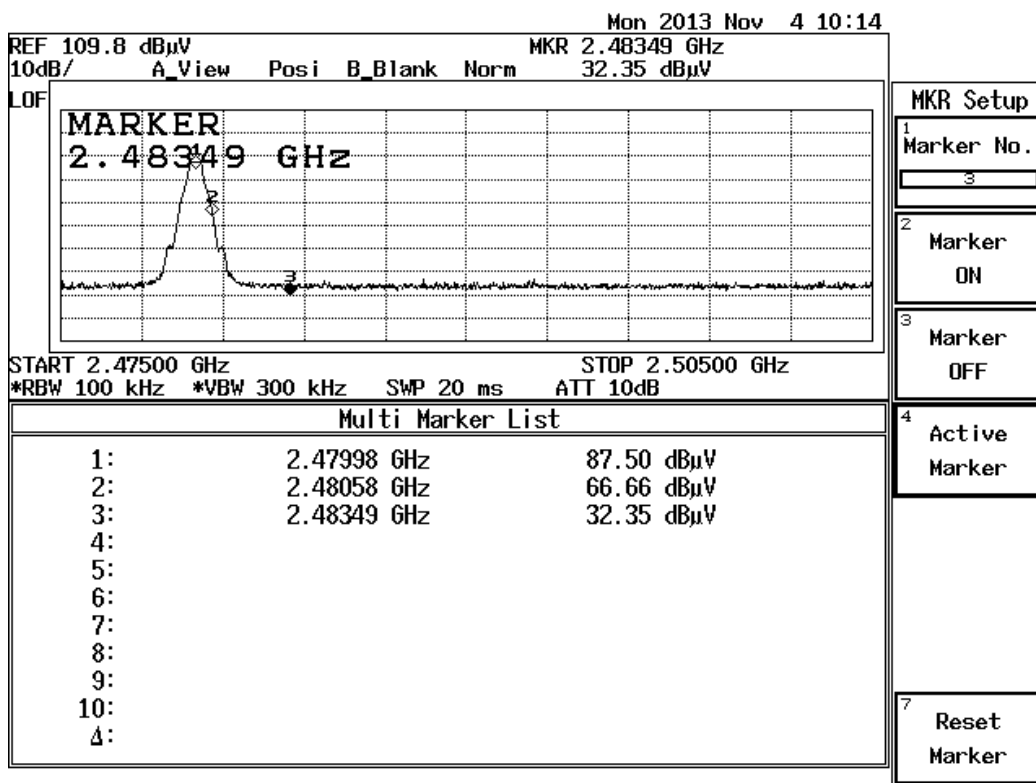
Operation frequency : 2402.0 MHz (Worst case: Transmissin with 8DPSK)



According to the page 12 of this report, the emission of the fundamental frequency 2402.0MHz is 88.62dBuV/m and 87.84dBuV/m for peak and average level respectively. Based on the delta method, the emission at the bandedge, 2400MHz, is more than 40dB below the fundamental and 20dB bandwidth falls in assigned band. It is deemed to comply with section 15.215. Besides, it is below the limit of 74dBuV/m and 54dBuV/m for peak and average level under 15.209. It is deemed to comply with section 15.249(d).

## Test Plot :



Operation frequency : 2480.0 MHz (Worst case: Transmissin with 8DPSK)



According to the page 12 of this report, the emission of the fundamental frequency 2480.00MHz is 87.49dBuV/m and 86.30dBuV/m for peak and average level respectively. Based on the delta method, the emission at the bandedge, 2483.5MHz, is more than 40dB below the fundamental and 20dB bandwidth falls in the assigned band. It is deemed to comply with section 15.215. Besides, it is below the limit of 74dBuV/m and 54dBuV/m for peak and average level under 15.209. It is deemed to comply with section 15.249(d).

## 7 Photographs

### 7.1 Radiatd Emission Test Setup



This document is issued by the Company subject to its General Conditions of Service printed overleaf, available on request or accessible at [www.sgs.com/terms\\_and\\_conditions.htm](http://www.sgs.com/terms_and_conditions.htm) and, for electronic format documents, subject to Terms and Conditions for Electronic Documents at [www.sgs.com/terms\\_e-document.htm](http://www.sgs.com/terms_e-document.htm). Attention is drawn to the limitation of liability, indemnification and jurisdiction issues defined therein. Any holder of this document is advised that information contained hereon reflects the Company's findings at the time of its intervention only and within the limits of Client's instructions, if any. The Company's sole responsibility is to its Client and this document does not exonerate parties to a transaction from exercising all their rights and obligations under the transaction documents. This document cannot be reproduced except in full, without prior written approval of the Company. Any unauthorized alteration, forgery or falsification of the content or appearance of this document is unlawful and offenders may be prosecuted to the fullest extent of the law.

Unless otherwise stated the results shown in this test report refer only to the sample(s) tested and such sample(s) are retained for 90 days only.



## 7.3 EUT Constructional Details



This document is issued by the Company subject to its General Conditions of Service printed overleaf, available on request or accessible at [www.sgs.com/terms\\_and\\_conditions.htm](http://www.sgs.com/terms_and_conditions.htm) and, for electronic format documents, subject to Terms and Conditions for Electronic Documents at [www.sgs.com/terms\\_e-document.htm](http://www.sgs.com/terms_e-document.htm). Attention is drawn to the limitation of liability, indemnification and jurisdiction issues defined therein. Any holder of this document is advised that information contained hereon reflects the Company's findings at the time of its intervention only and within the limits of Client's instructions, if any. The Company's sole responsibility is to its Client and this document does not exonerate parties to a transaction from exercising all their rights and obligations under the transaction documents. This document cannot be reproduced except in full, without prior written approval of the Company. Any unauthorized alteration, forgery or falsification of the content or appearance of this document is unlawful and offenders may be prosecuted to the fullest extent of the law.

Unless otherwise stated the results shown in this test report refer only to the sample(s) tested and such sample(s) are retained for 90 days only.



- END OF REPORT -

This document is issued by the Company subject to its General Conditions of Service printed overleaf, available on request or accessible at [www.sgs.com/terms\\_and\\_conditions.htm](http://www.sgs.com/terms_and_conditions.htm) and, for electronic format documents, subject to Terms and Conditions for Electronic Documents at [www.sgs.com/terms\\_e-document.htm](http://www.sgs.com/terms_e-document.htm). Attention is drawn to the limitation of liability, indemnification and jurisdiction issues defined therein. Any holder of this document is advised that information contained hereon reflects the Company's findings at the time of its intervention only and within the limits of Client's instructions, if any. The Company's sole responsibility is to its Client and this document does not exonerate parties to a transaction from exercising all their rights and obligations under the transaction documents. This document cannot be reproduced except in full, without prior written approval of the Company. Any unauthorized alteration, forgery or falsification of the content or appearance of this document is unlawful and offenders may be prosecuted to the fullest extent of the law.

Unless otherwise stated the results shown in this test report refer only to the sample(s) tested and such sample(s) are retained for 90 days only.