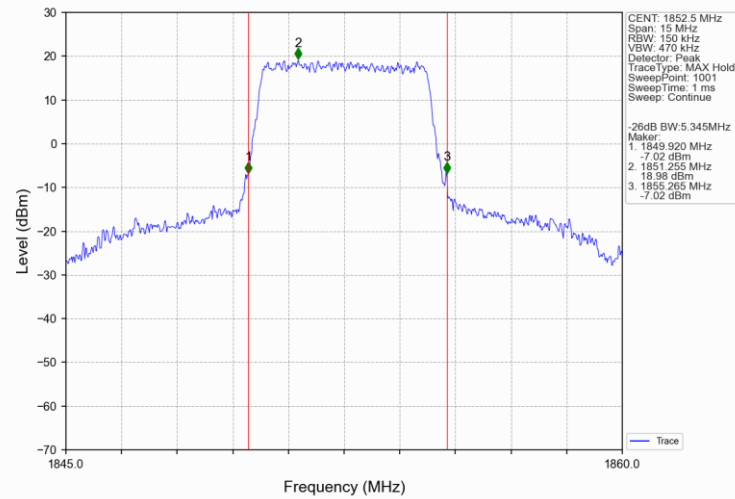
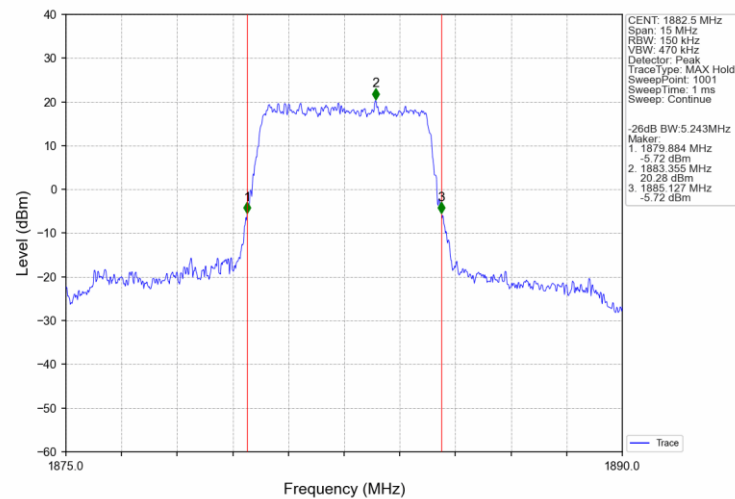


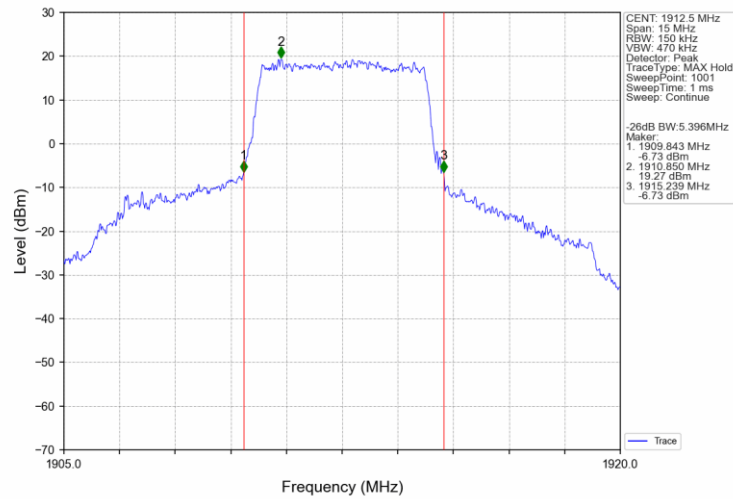
Band25_5MHz_QPSK_LCH_1852.5MHz_RB_25_0_NTNV



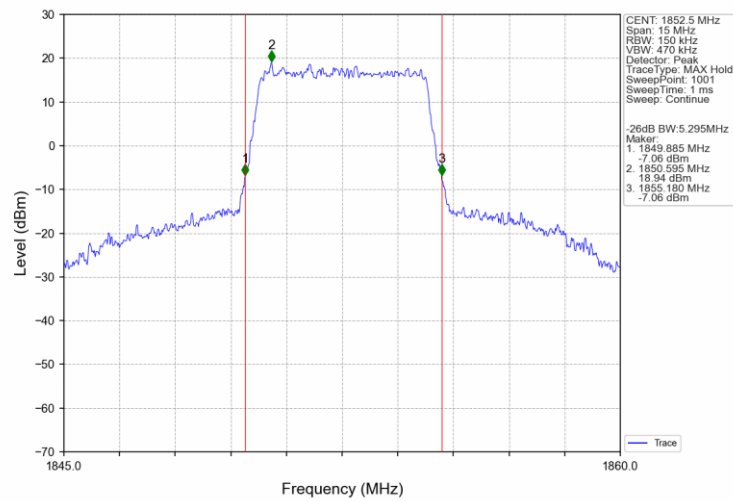
Band25_5MHz_QPSK_MCH_1882.5MHz_RB_25_0_NTNV



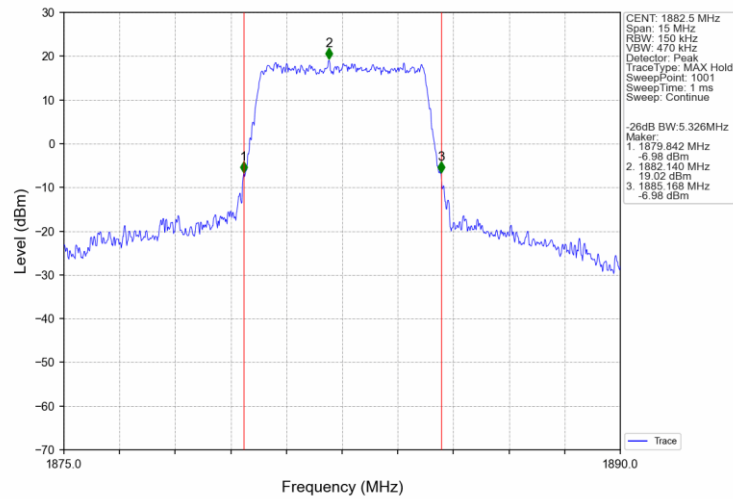
Band25_5MHz_QPSK_HCH_1912.5MHz_RB_25_0_NTNV



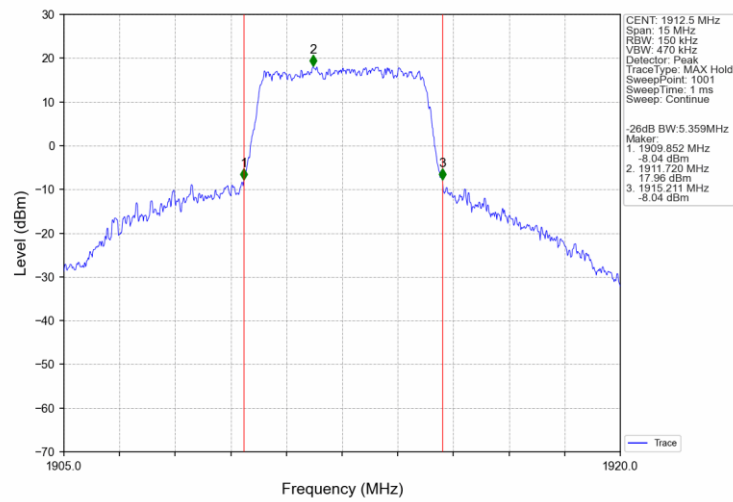
Band25_5MHz_16QAM_LCH_1852.5MHz_RB_25_0_NTNV



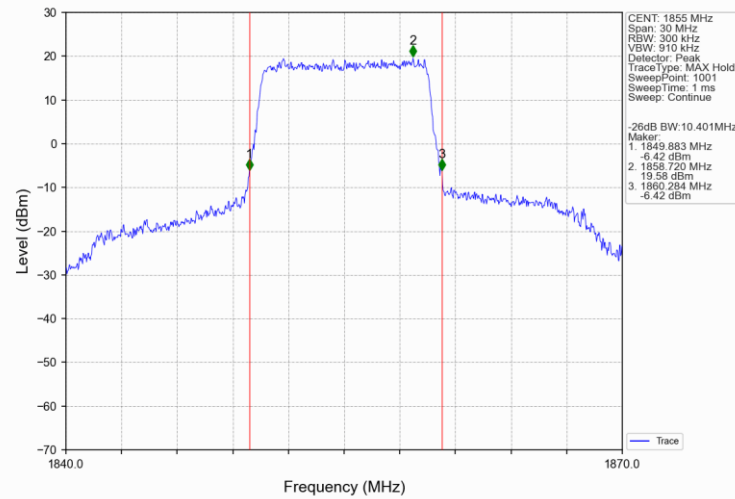
Band25_5MHz_16QAM_MCH_1882.5MHz_RB_25_0_NTNV



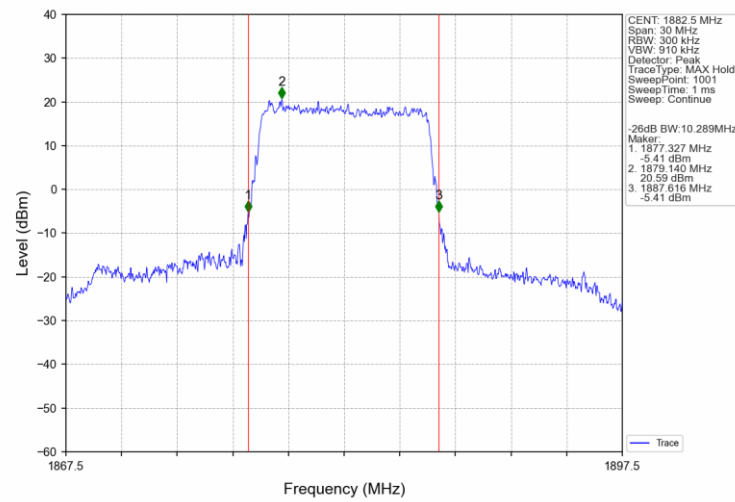
Band25_5MHz_16QAM_HCH_1912.5MHz_RB_25_0_NTNV



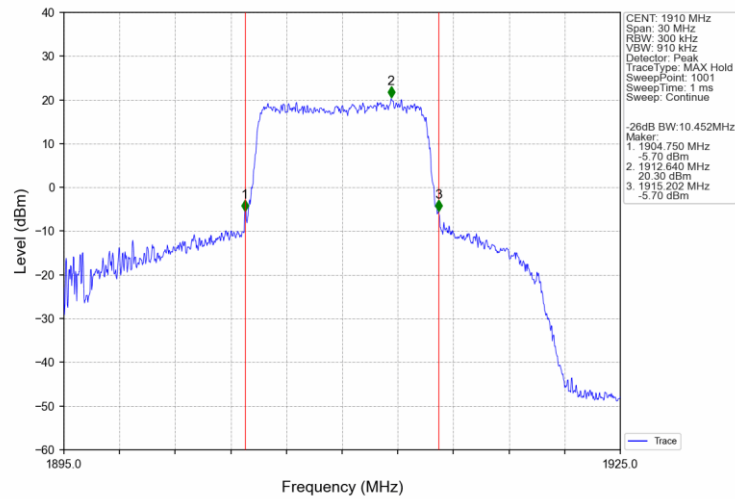
Band25_10MHz_QPSK_LCH_1855MHz_RB_50_0_NTNV



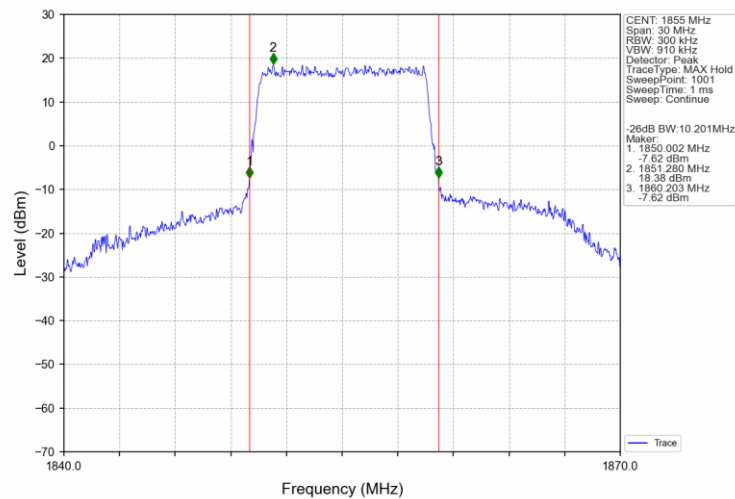
Band25_10MHz_QPSK_MCH_1882.5MHz_RB_50_0_NTNV



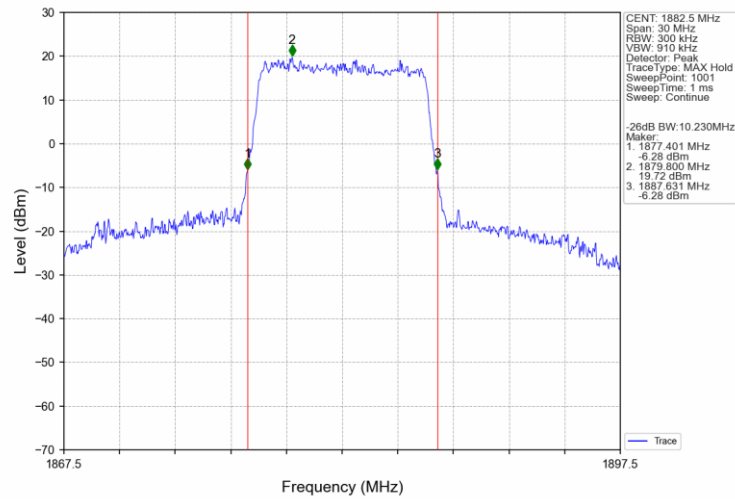
Band25_10MHz_QPSK_HCH_1910MHz_RB_50_0_NTNV



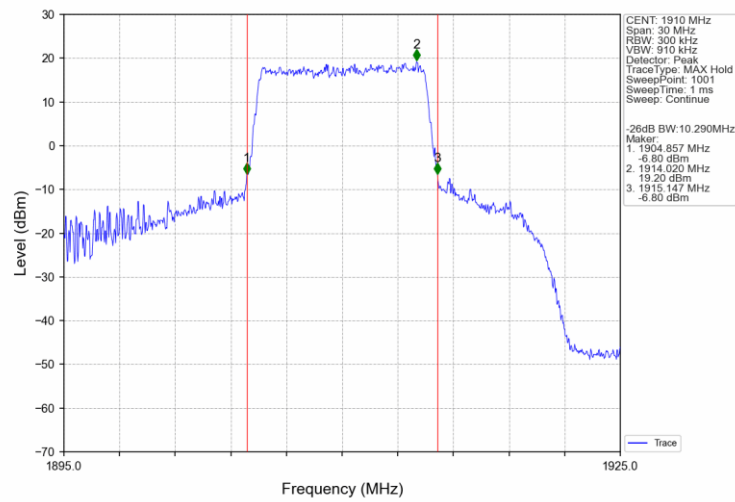
Band25_10MHz_16QAM_LCH_1855MHz_RB_50_0_NTNV



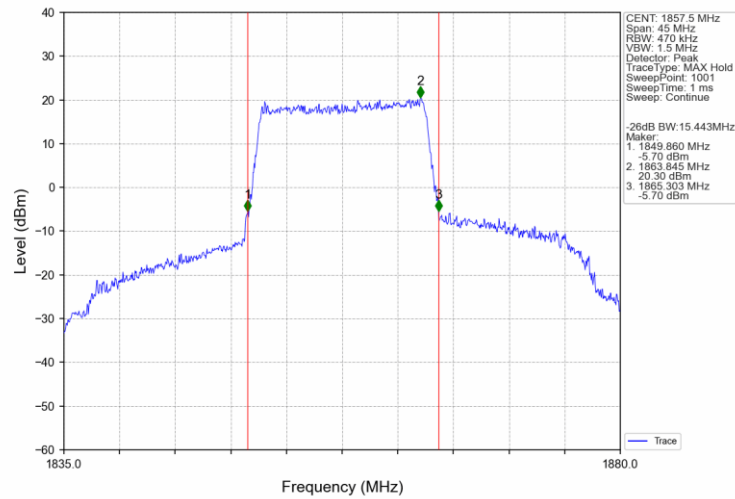
Band25_10MHz_16QAM_MCH_1882.5MHz_RB_50_0_NTNV



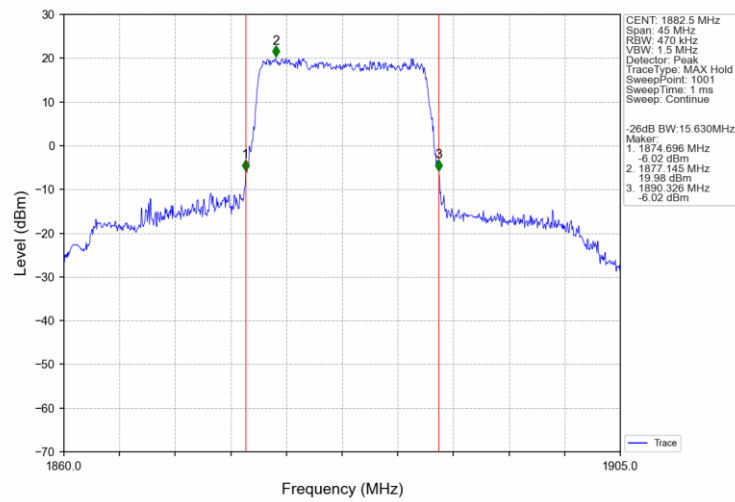
Band25_10MHz_16QAM_HCH_1910MHz_RB_50_0_NTNV



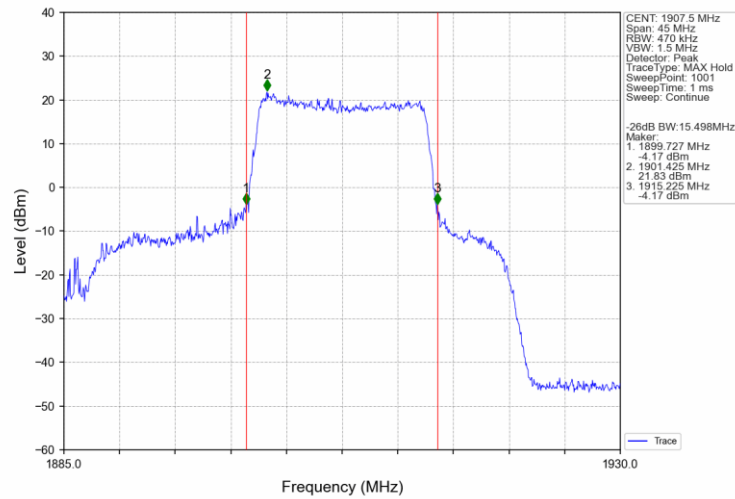
Band25_15MHz_QPSK_LCH_1857.5MHz_RB_75_0_NTNV



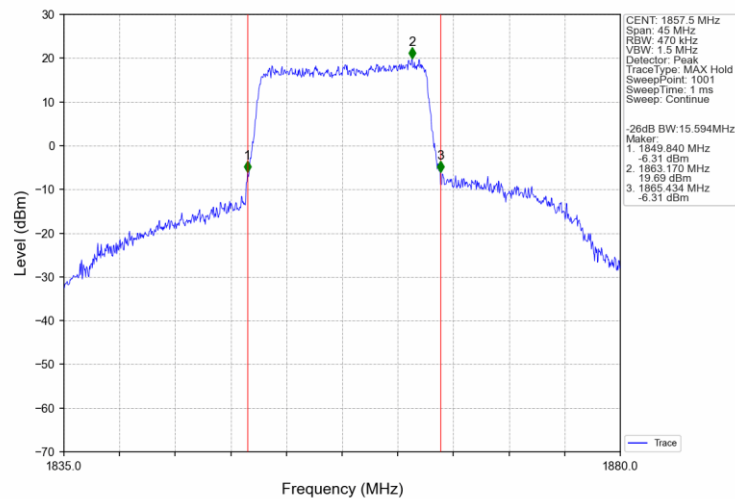
Band25_15MHz_QPSK_MCH_1882.5MHz_RB_75_0_NTNV



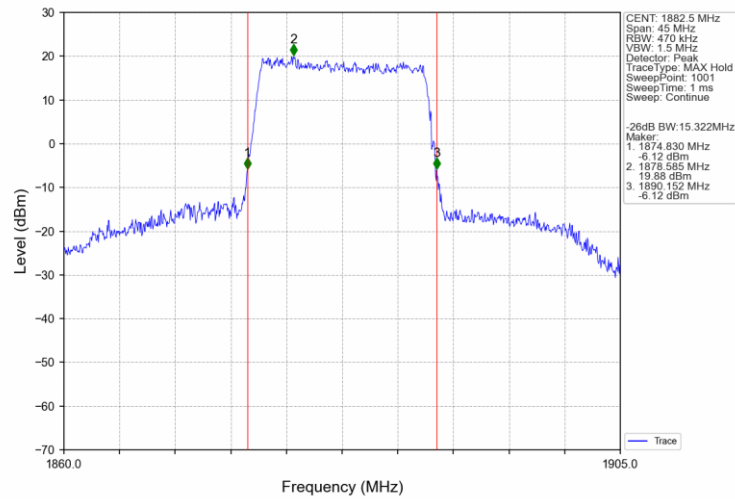
Band25_15MHz_QPSK_HCH_1907.5MHz_RB_75_0_NTNV



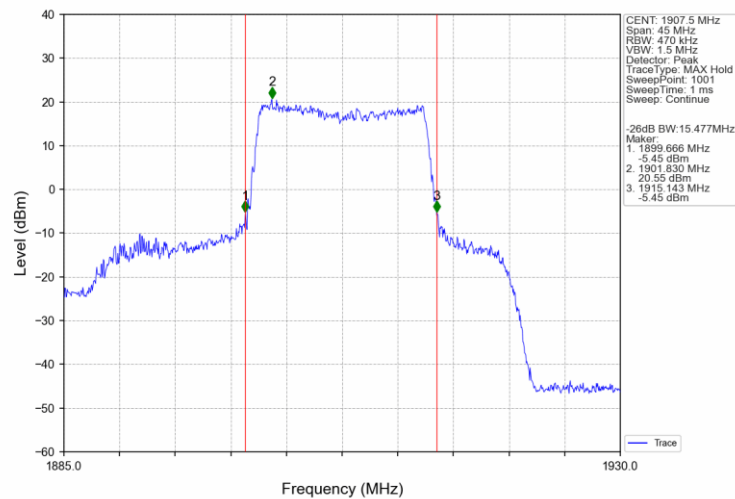
Band25_15MHz_16QAM_LCH_1857.5MHz_RB_75_0_NTNV



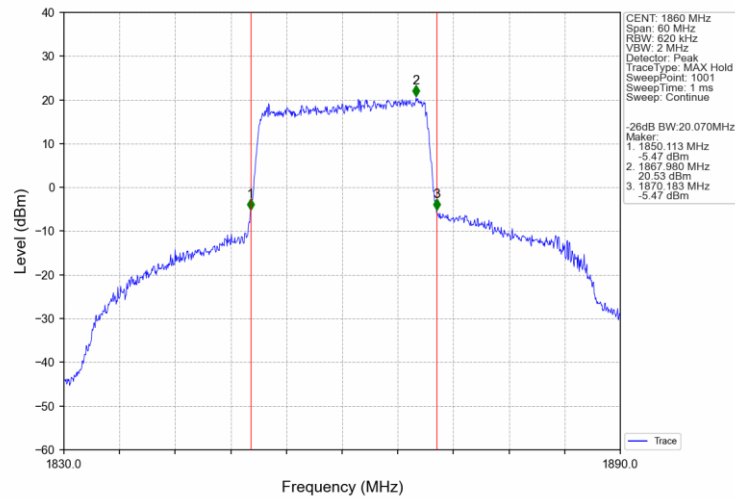
Band25_15MHz_16QAM_MCH_1882.5MHz_RB_75_0_NTNV



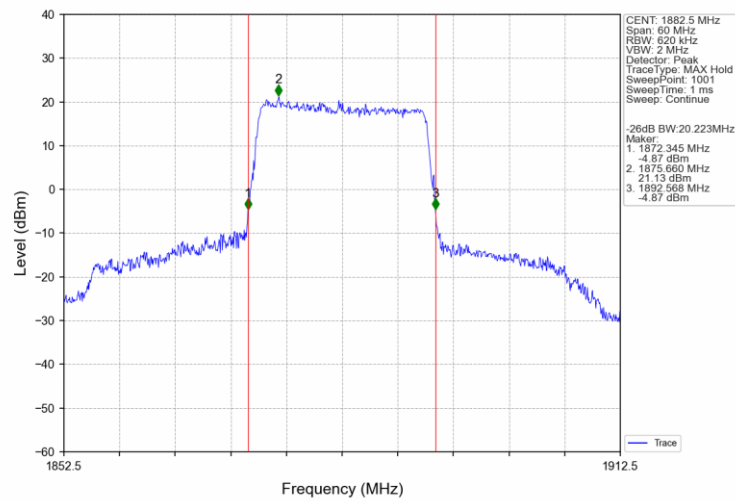
Band25_15MHz_16QAM_HCH_1907.5MHz_RB_75_0_NTNV



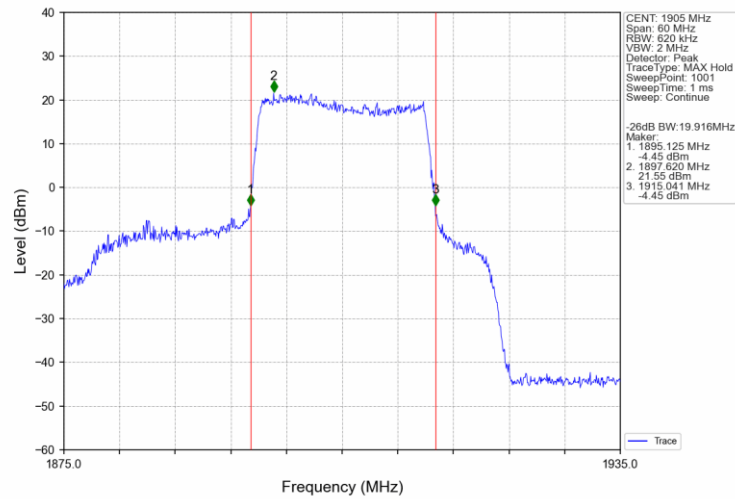
Band25_20MHz_QPSK_LCH_1860MHz_RB_100_0_NTNV



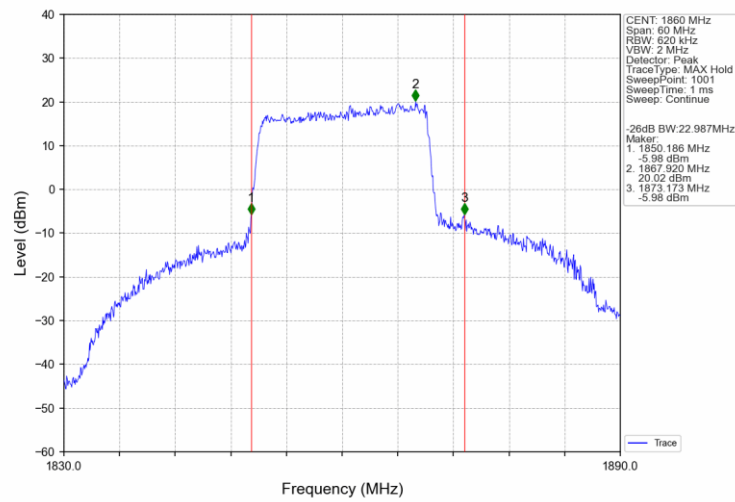
Band25_20MHz_QPSK_MCH_1882.5MHz_RB_100_0_NTNV



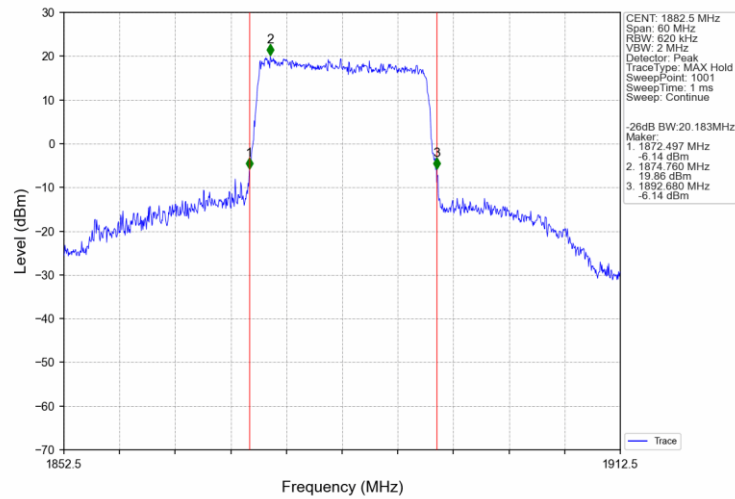
Band25_20MHz_QPSK_HCH_1905MHz_RB_100_0_NTNV



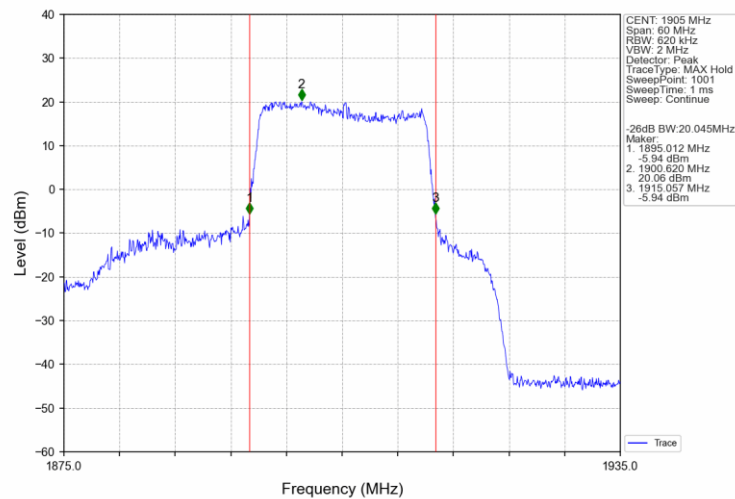
Band25_20MHz_16QAM_LCH_1860MHz_RB_100_0_NTNV



Band25_20MHz_16QAM_MCH_1882.5MHz_RB_100_0_NTNV



Band25_20MHz_16QAM_HCH_1905MHz_RB_100_0_NTNV



5. Peak-Average Ratio

5.1 Test Result

5.1.1 B25_1.4MHz

Band: 25 / Bandwidth: 1.4MHz / NTNV						
Modulation	Frequency (MHz)	RB Allocation		Peak-Average Ratio (dB)		Verdict
		Size	Offset	Result	Limit	
QPSK	1850.7	6	0	4.90	<=13	Pass
	1882.5	6	0	5.11	<=13	Pass
	1914.3	6	0	3.08	<=13	Pass
16QAM	1850.7	6	0	5.66	<=13	Pass
	1882.5	6	0	5.93	<=13	Pass
	1914.3	6	0	3.07	<=13	Pass

5.1.2 B25_3MHz

Band: 25 / Bandwidth: 3MHz / NTNV						
Modulation	Frequency (MHz)	RB Allocation		Peak-Average Ratio (dB)		Verdict
		Size	Offset	Result	Limit	
QPSK	1851.5	15	0	5.06	<=13	Pass
	1882.5	15	0	5.26	<=13	Pass
	1913.5	15	0	3.81	<=13	Pass
16QAM	1851.5	15	0	5.91	<=13	Pass
	1882.5	15	0	6.08	<=13	Pass
	1913.5	15	0	4.50	<=13	Pass

5.1.3 B25_5MHz

Band: 25 / Bandwidth: 5MHz / NTNV						
Modulation	Frequency (MHz)	RB Allocation		Peak-Average Ratio (dB)		Verdict
		Size	Offset	Result	Limit	
QPSK	1852.5	25	0	5.33	<=13	Pass
	1882.5	25	0	5.50	<=13	Pass
	1912.5	25	0	4.32	<=13	Pass
16QAM	1852.5	25	0	6.04	<=13	Pass
	1882.5	25	0	6.18	<=13	Pass
	1912.5	25	0	5.01	<=13	Pass

5.1.4 B25_10MHz

Band: 25 / Bandwidth: 10MHz / NTNV						
Modulation	Frequency (MHz)	RB Allocation		Peak-Average Ratio (dB)		Verdict
		Size	Offset	Result	Limit	
QPSK	1855	50	0	5.24	<=13	Pass
	1882.5	50	0	5.45	<=13	Pass
	1910	50	0	4.76	<=13	Pass
16QAM	1855	50	0	6.01	<=13	Pass
	1882.5	50	0	6.15	<=13	Pass
	1910	50	0	5.54	<=13	Pass

5.1.5 B25_15MHz

Band: 25 / Bandwidth: 15MHz / NTN-V				
Modulation	Frequency	RB Allocation	Peak-Average Ratio (dB)	Verdict

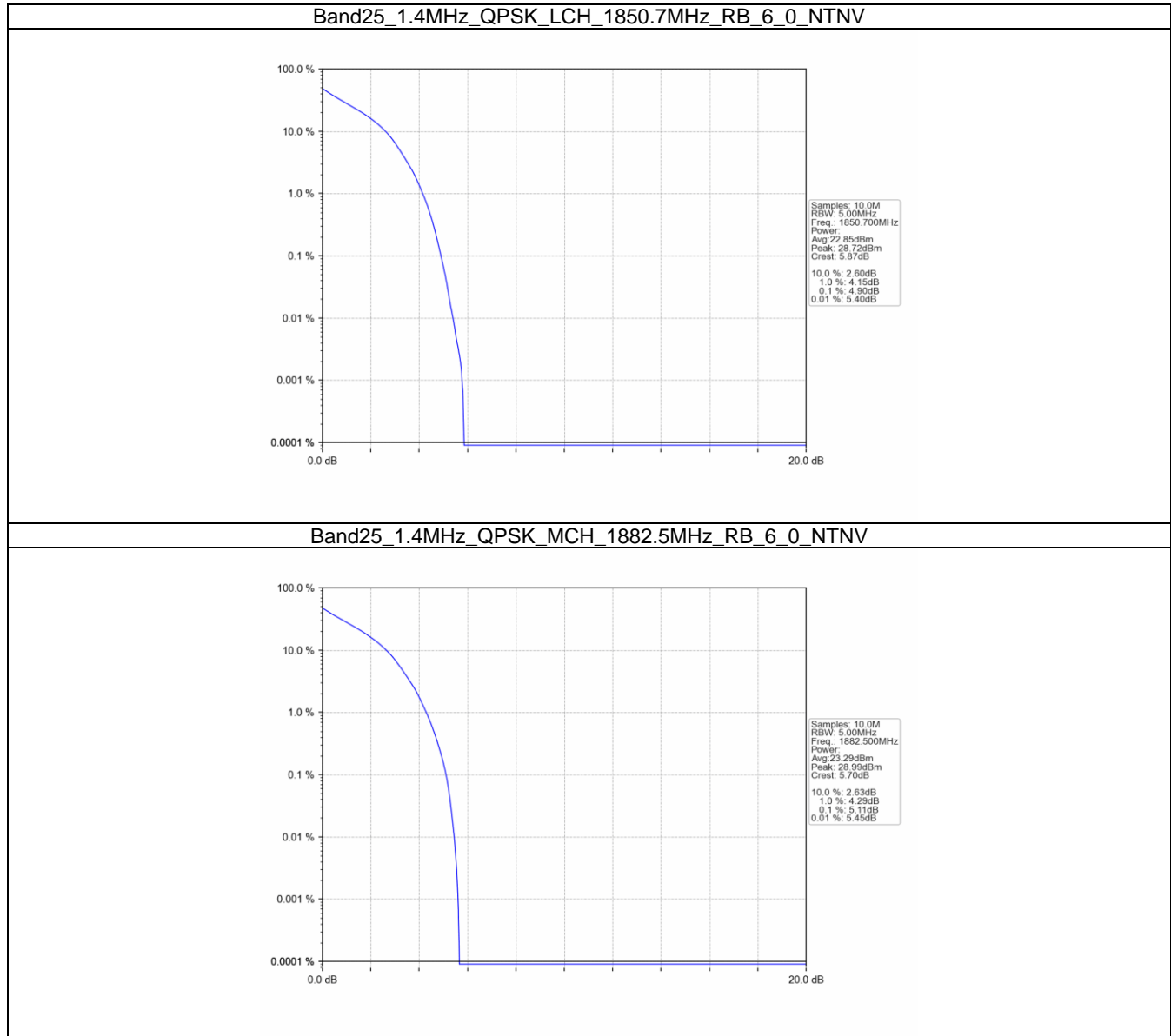
	(MHz)	Size	Offset	Result	Limit	
QPSK	1857.5	75	0	5.12	<=13	Pass
	1882.5	75	0	5.21	<=13	Pass
	1907.5	75	0	5.21	<=13	Pass
16QAM	1857.5	75	0	6.05	<=13	Pass
	1882.5	75	0	6.14	<=13	Pass
	1907.5	75	0	6.08	<=13	Pass

5.1.6 B25_20MHz

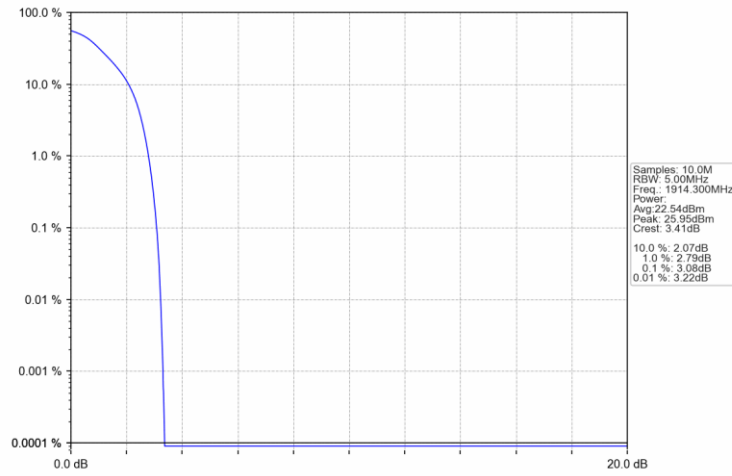
Band: 25 / Bandwidth: 20MHz / NTNV						
Modulation	Frequency (MHz)	RB Allocation		Peak-Average Ratio (dB)		Verdict
		Size	Offset	Result	Limit	
QPSK	1860	100	0	5.77	<=13	Pass
	1882.5	100	0	5.73	<=13	Pass
	1905	100	0	5.75	<=13	Pass
16QAM	1860	100	0	6.56	<=13	Pass
	1882.5	100	0	6.64	<=13	Pass
	1905	100	0	6.62	<=13	Pass

5.2 Test Graph

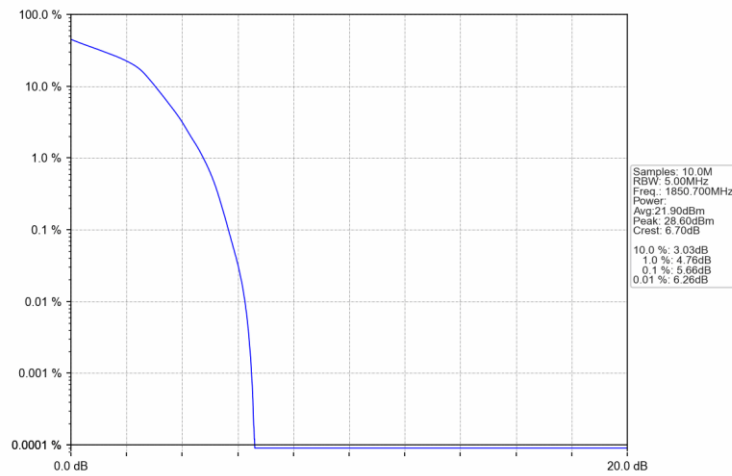
5.2.1 B25_1.4MHz



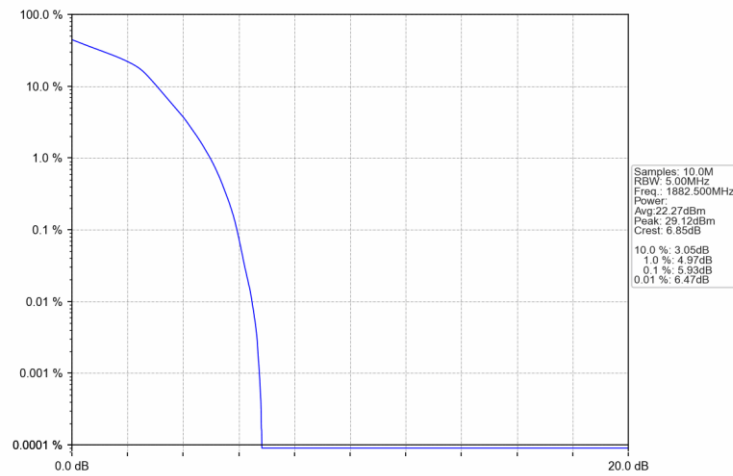
Band25_1.4MHz_QPSK_HCH_1914.3MHz_RB_6_0_NTNV



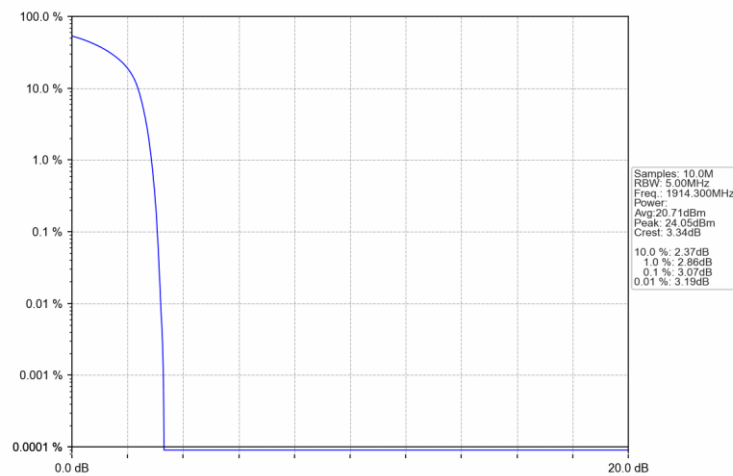
Band25_1.4MHz_16QAM_LCH_1850.7MHz_RB_6_0_NTNV



Band25_1.4MHz_16QAM_MCH_1882.5MHz_RB_6_0_NTNV

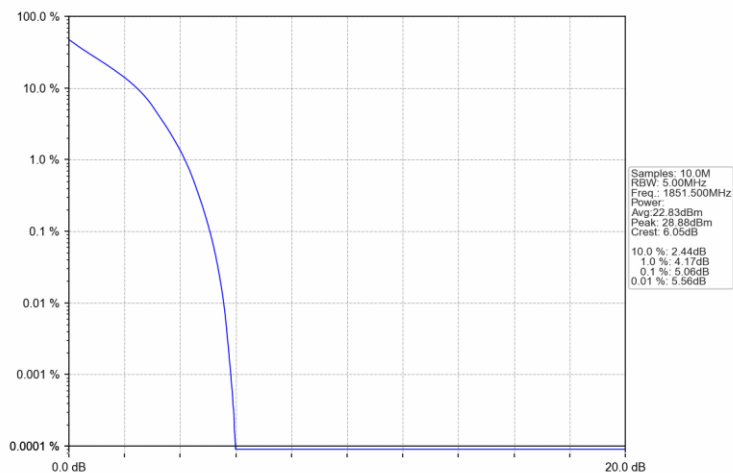


Band25_1.4MHz_16QAM_HCH_1914.3MHz_RB_6_0_NTNV

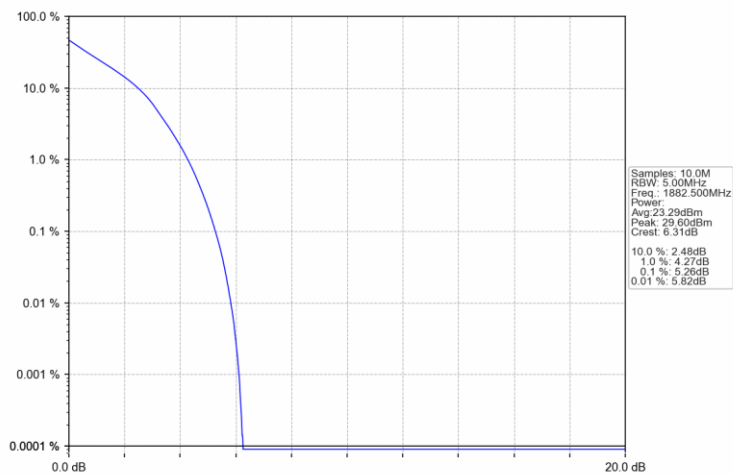


5.2.2 B25_3MHz

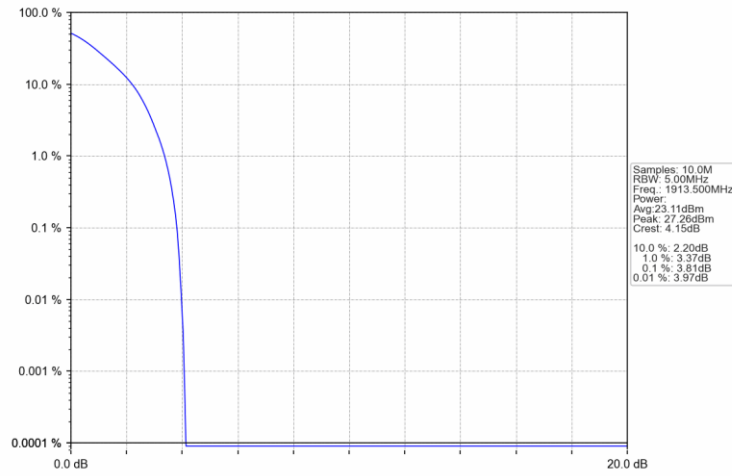
Band25_3MHz_QPSK_LCH_1851.5MHz_RB_15_0_NTNV



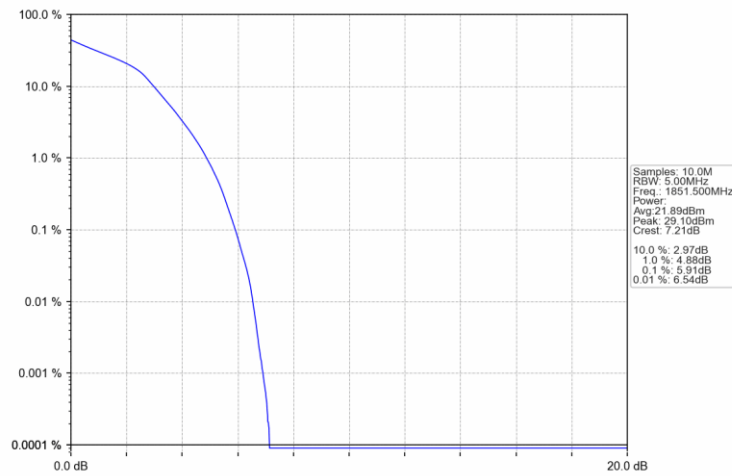
Band25_3MHz_QPSK_MCH_1882.5MHz_RB_15_0_NTNV



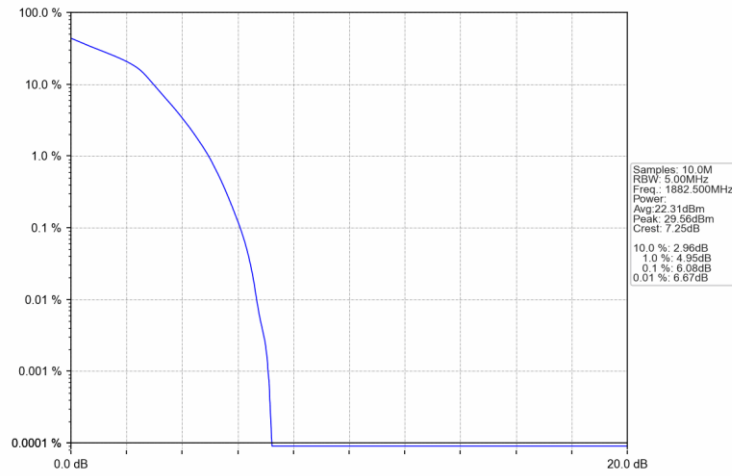
Band25_3MHz_QPSK_HCH_1913.5MHz_RB_15_0_NTNV



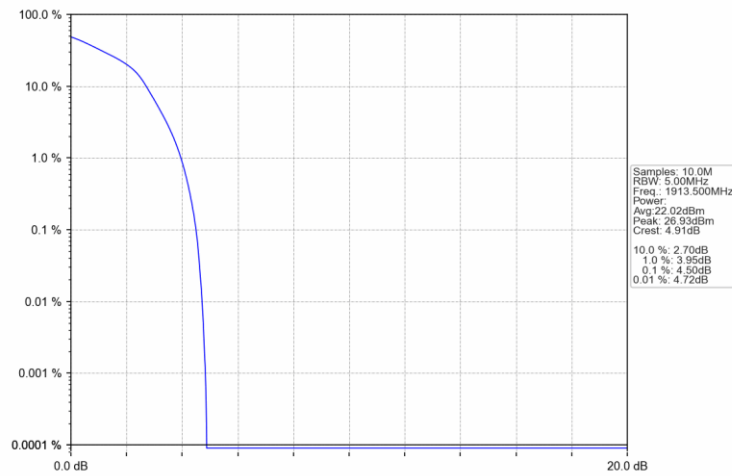
Band25_3MHz_16QAM_LCH_1851.5MHz_RB_15_0_NTNV



Band25_3MHz_16QAM_MCH_1882.5MHz_RB_15_0_NTNV

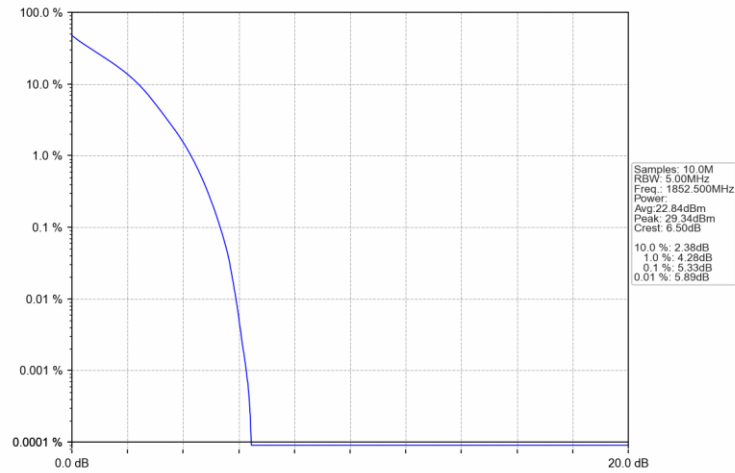


Band25_3MHz_16QAM_HCH_1913.5MHz_RB_15_0_NTNV

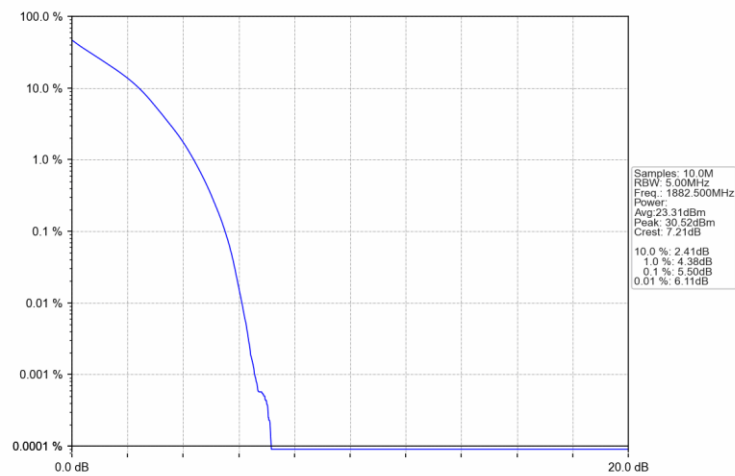


5.2.3 B25_5MHz

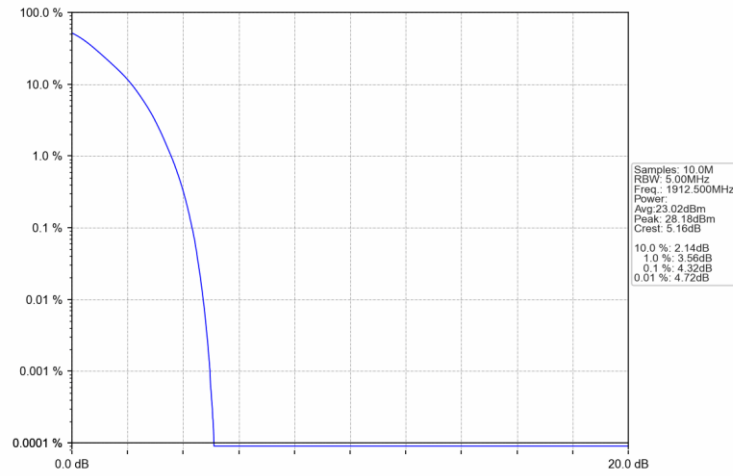
Band25_5MHz_QPSK_LCH_1852.5MHz_RB_25_0_NTNV



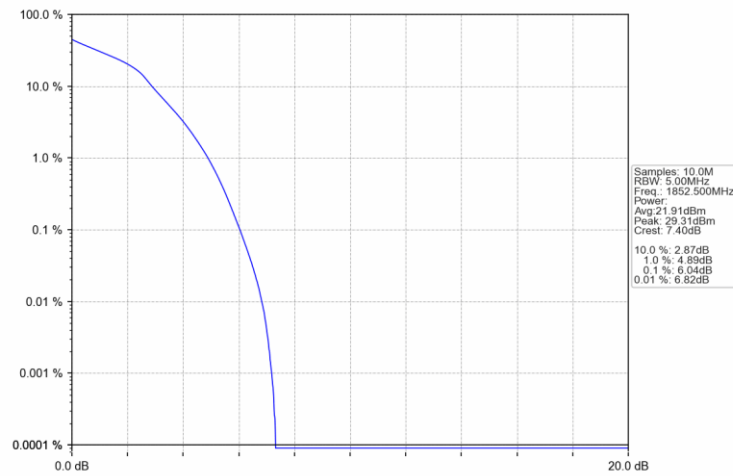
Band25_5MHz_QPSK_MCH_1882.5MHz_RB_25_0_NTNV



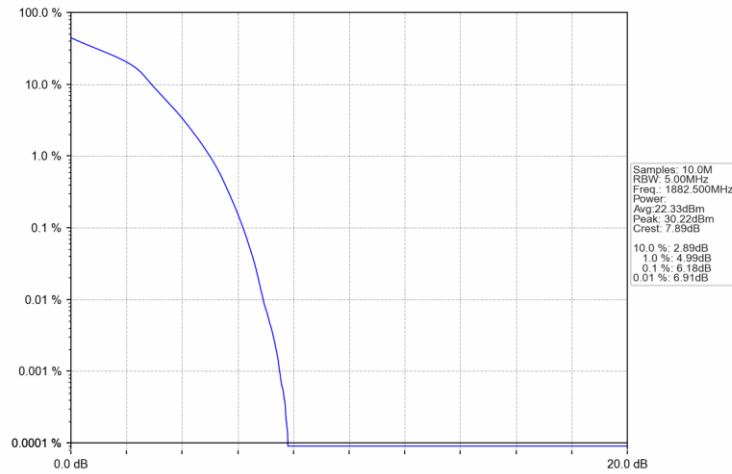
Band25_5MHz_QPSK_HCH_1912.5MHz_RB_25_0_NTNV



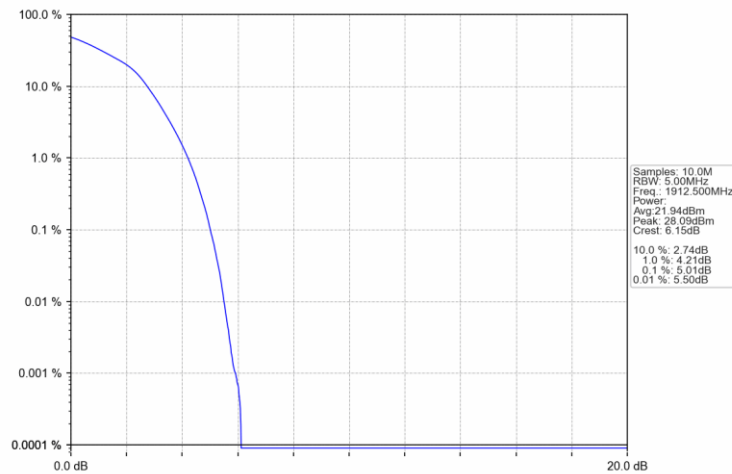
Band25_5MHz_16QAM_LCH_1852.5MHz_RB_25_0_NTNV



Band25_5MHz_16QAM_MCH_1882.5MHz_RB_25_0_NTNV

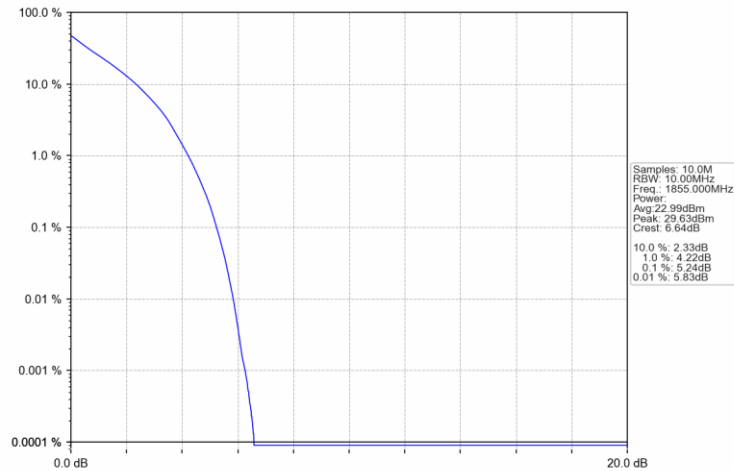


Band25_5MHz_16QAM_HCH_1912.5MHz_RB_25_0_NTNV

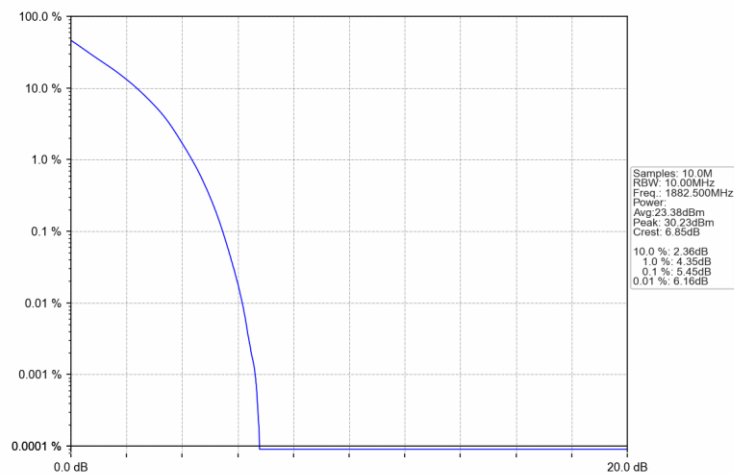


5.2.4 B25_10MHz

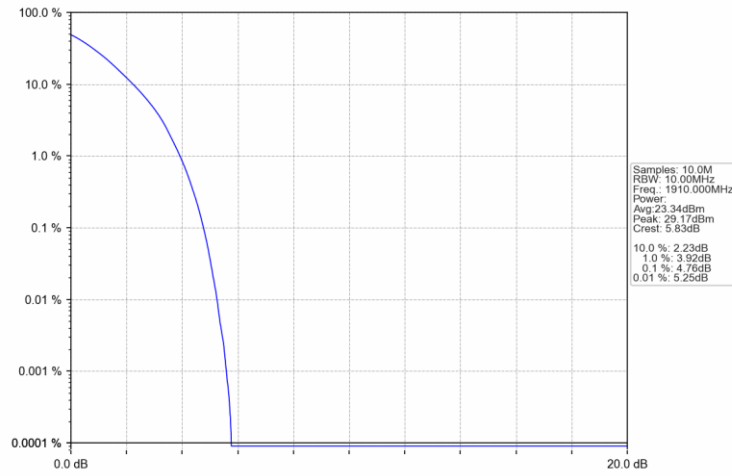
Band25_10MHz_QPSK_LCH_1855MHz_RB_50_0_NTNV



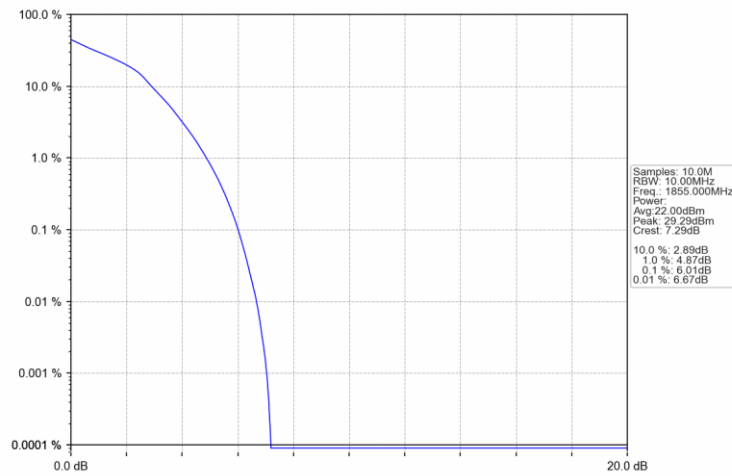
Band25_10MHz_QPSK_MCH_1882.5MHz_RB_50_0_NTNV



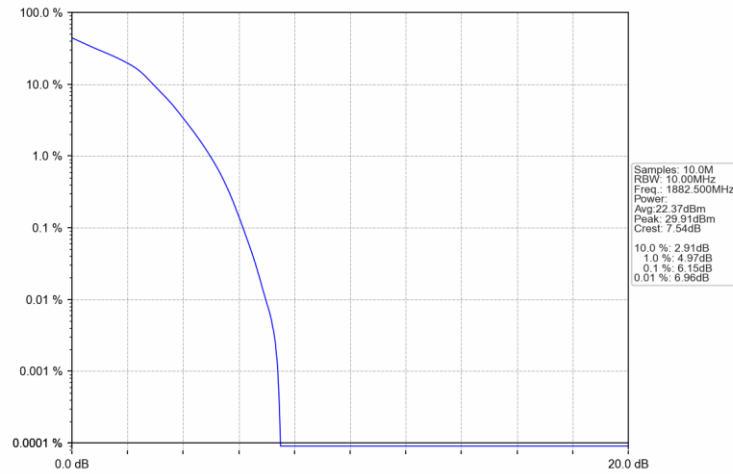
Band25_10MHz_QPSK_HCH_1910MHz_RB_50_0_NTNV



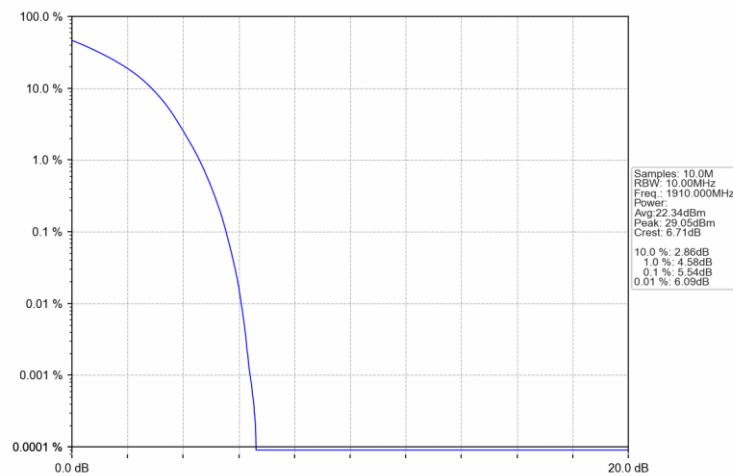
Band25_10MHz_16QAM_LCH_1855MHz_RB_50_0_NTNV



Band25_10MHz_16QAM_MCH_1882.5MHz_RB_50_0_NTNV

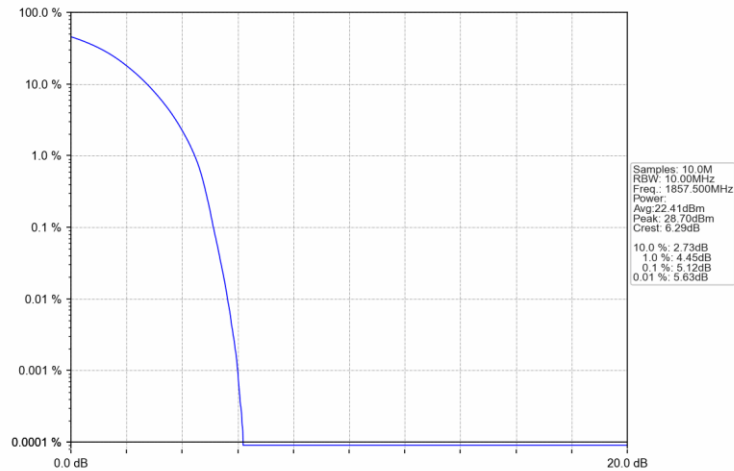


Band25_10MHz_16QAM_HCH_1910MHz_RB_50_0_NTNV

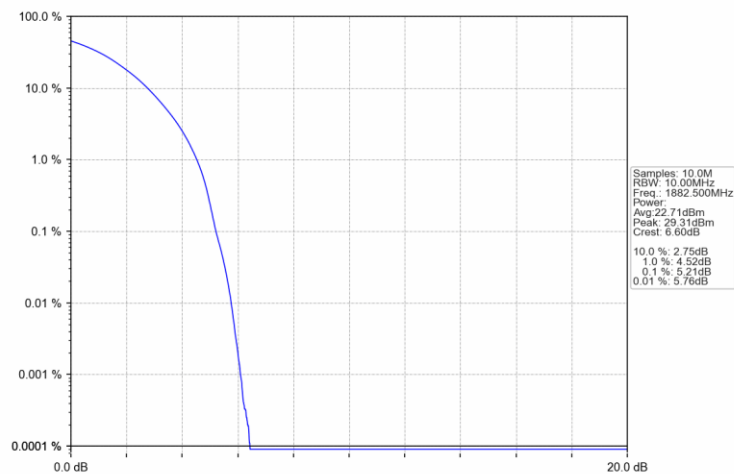


5.2.5 B25_15MHz

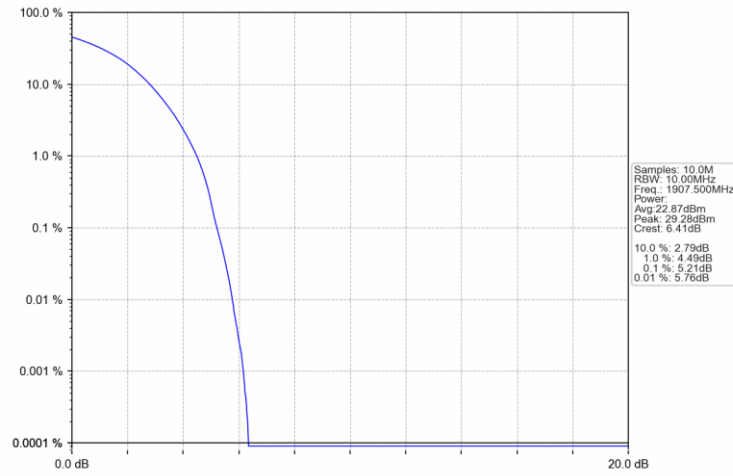
Band25_15MHz_QPSK_LCH_1857.5MHz_RB_75_0_NTNV



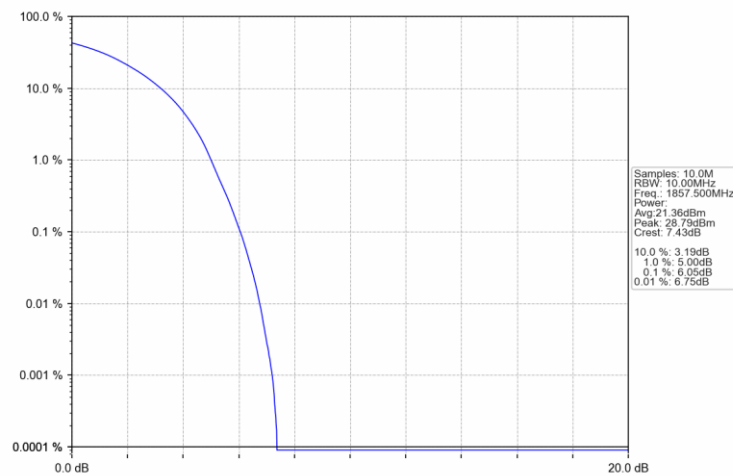
Band25_15MHz_QPSK_MCH_1882.5MHz_RB_75_0_NTNV



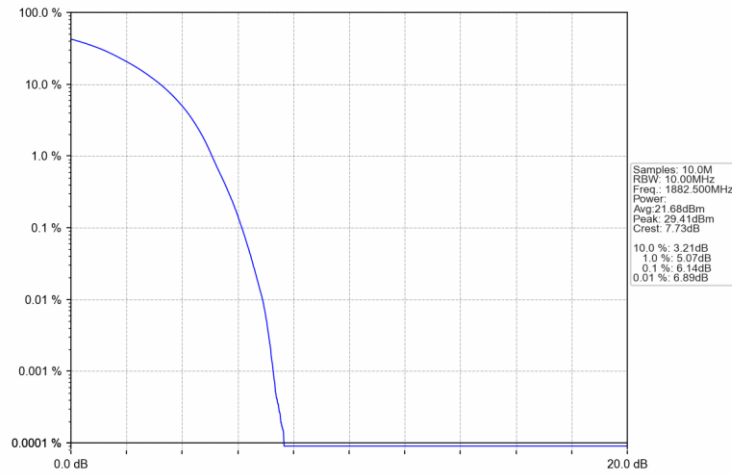
Band25_15MHz_QPSK_HCH_1907.5MHz_RB_75_0_NTNV



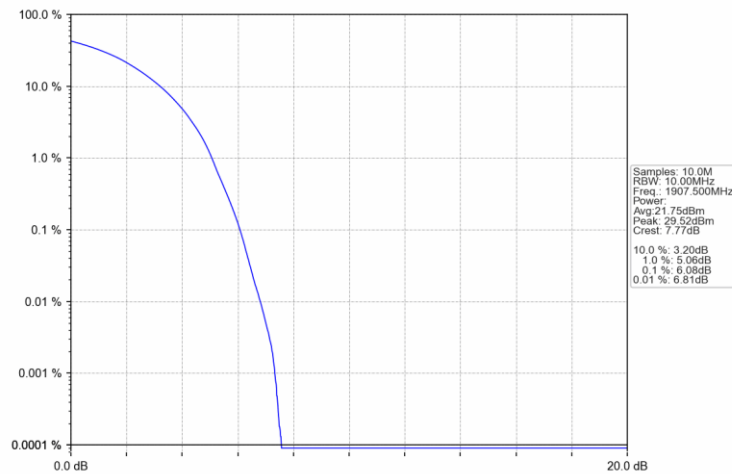
Band25_15MHz_16QAM_LCH_1857.5MHz_RB_75_0_NTNV



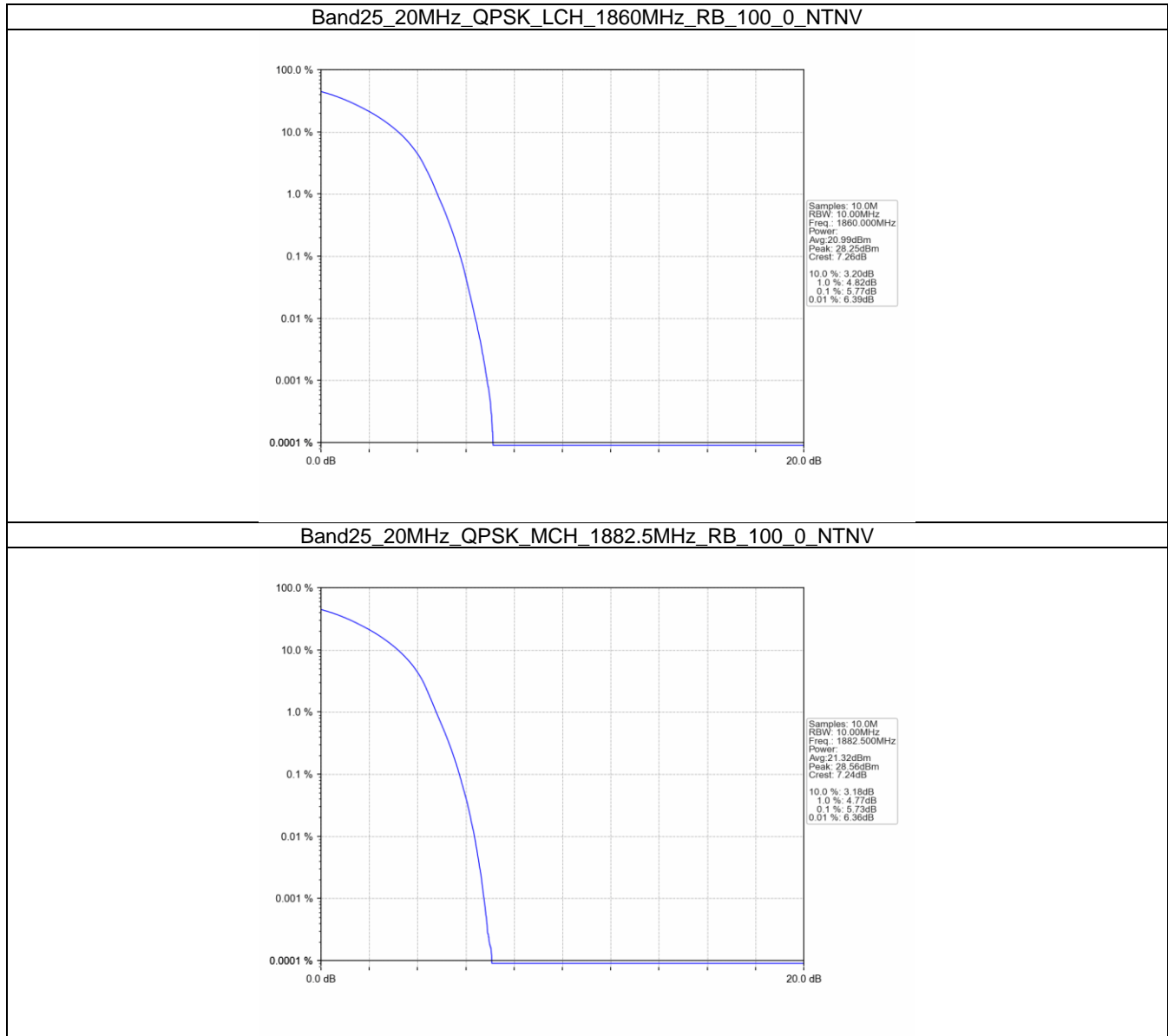
Band25_15MHz_16QAM_MCH_1882.5MHz_RB_75_0_NTNV



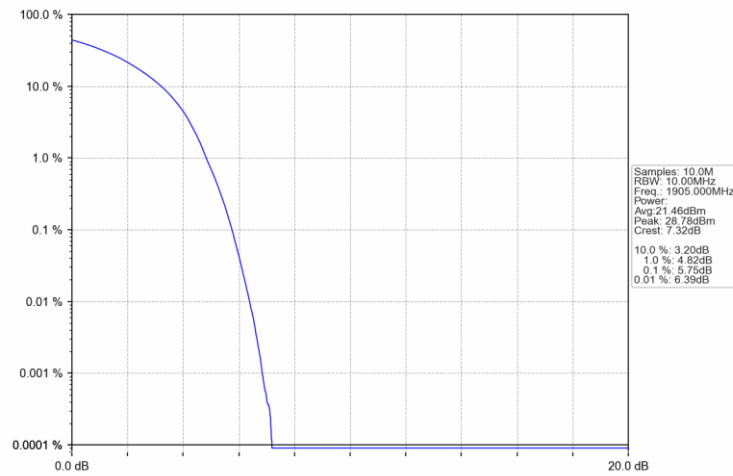
Band25_15MHz_16QAM_HCH_1907.5MHz_RB_75_0_NTNV



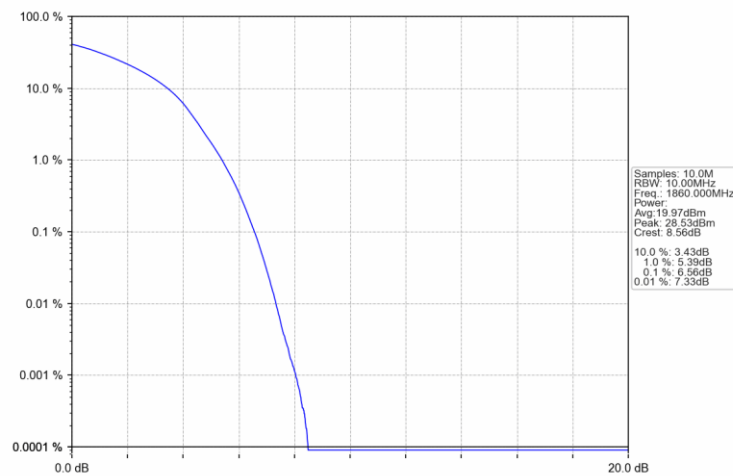
5.2.6 B25_20MHz



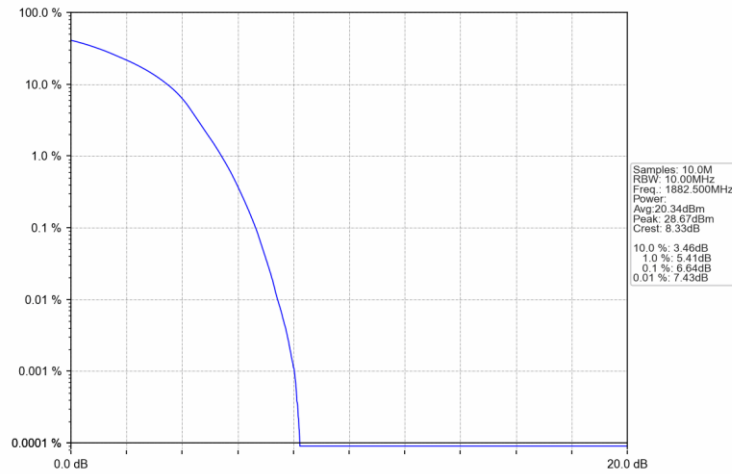
Band25_20MHz_QPSK_HCH_1905MHz_RB_100_0_NTNV



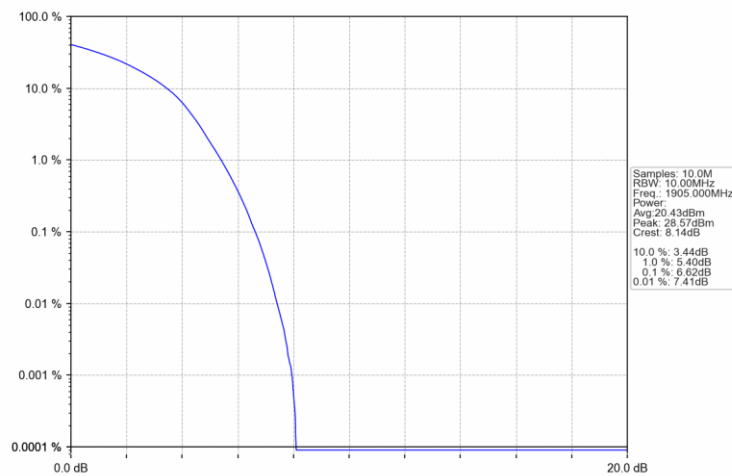
Band25_20MHz_16QAM_LCH_1860MHz_RB_100_0_NTNV



Band25_20MHz_16QAM_MCH_1882.5MHz_RB_100_0_NTNV



Band25_20MHz_16QAM_HCH_1905MHz_RB_100_0_NTNV



6. Spurious Emission

6.1 Test Result

6.1.1 B25_1.4MHz

Band: 25 / Bandwidth: 1.4MHz / NTNV					
Modulation	Frequency (MHz)	RB Allocation		Spurious Emission	
		Size	Offset	Result	Limit
QPSK	1850.7	1	0	Refer To Test Graph	Pass
		6	0	Refer To Test Graph	Pass
	1882.5	1	0	Refer To Test Graph	Pass
		1	0	Refer To Test Graph	Pass
			5	Refer To Test Graph	Pass
			0	Refer To Test Graph	Pass
16QAM	1850.7	1	0	Refer To Test Graph	Pass
		6	0	Refer To Test Graph	Pass
	1882.5	1	0	Refer To Test Graph	Pass
		1	0	Refer To Test Graph	Pass
			5	Refer To Test Graph	Pass
			0	Refer To Test Graph	Pass

6.1.2 B25_3MHz

Band: 25 / Bandwidth: 3MHz / NTNV					
Modulation	Frequency (MHz)	RB Allocation		Spurious Emission	
		Size	Offset	Result	Limit
QPSK	1851.5	1	0	Refer To Test Graph	Pass
		15	0	Refer To Test Graph	Pass
	1882.5	1	0	Refer To Test Graph	Pass
		1	0	Refer To Test Graph	Pass
			14	Refer To Test Graph	Pass
			0	Refer To Test Graph	Pass
16QAM	1851.5	1	0	Refer To Test Graph	Pass
		15	0	Refer To Test Graph	Pass
	1882.5	1	0	Refer To Test Graph	Pass
		1	0	Refer To Test Graph	Pass
			14	Refer To Test Graph	Pass
			0	Refer To Test Graph	Pass

6.1.3 B25_5MHz

Band: 25 / Bandwidth: 5MHz / NTNV					
Modulation	Frequency (MHz)	RB Allocation		Spurious Emission	
		Size	Offset	Result	Limit
QPSK	1852.5	1	0	Refer To Test Graph	Pass
		25	0	Refer To Test Graph	Pass
	1882.5	1	0	Refer To Test Graph	Pass
		1	0	Refer To Test Graph	Pass
			24	Refer To Test Graph	Pass
			0	Refer To Test Graph	Pass
16QAM	1852.5	1	0	Refer To Test Graph	Pass
		25	0	Refer To Test Graph	Pass
	1882.5	1	0	Refer To Test Graph	Pass
		1	0	Refer To Test Graph	Pass
			24	Refer To Test Graph	Pass
			0	Refer To Test Graph	Pass

6.1.4 B25_10MHz

Band: 25 / Bandwidth: 10MHz / NTNV						
Modulation	Frequency (MHz)	RB Allocation		Spurious Emission		Verdict
		Size	Offset	Result	Limit	
QPSK	1855	1	0	Refer To Test Graph		Pass
		50	0	Refer To Test Graph		Pass
	1882.5	1	0	Refer To Test Graph		Pass
	1910	1	0	Refer To Test Graph		Pass
			49	Refer To Test Graph		Pass
		50	0	Refer To Test Graph		Pass
16QAM	1855	1	0	Refer To Test Graph		Pass
		50	0	Refer To Test Graph		Pass
	1882.5	1	0	Refer To Test Graph		Pass
	1910	1	0	Refer To Test Graph		Pass
			49	Refer To Test Graph		Pass
		50	0	Refer To Test Graph		Pass

6.1.5 B25_15MHz

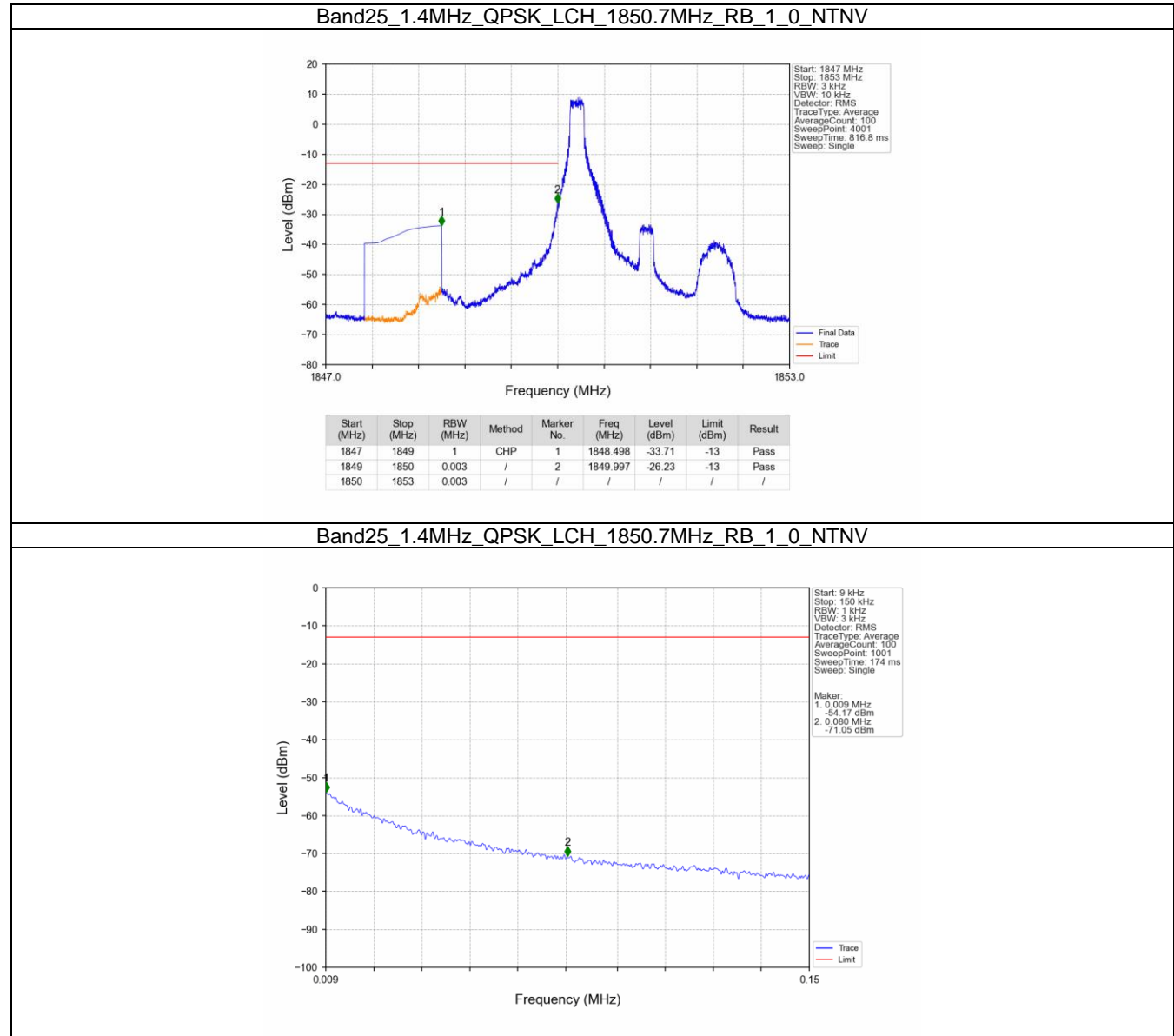
Band: 25 / Bandwidth: 15MHz / NTNV						
Modulation	Frequency (MHz)	RB Allocation		Spurious Emission		Verdict
		Size	Offset	Result	Limit	
QPSK	1857.5	1	0	Refer To Test Graph		Pass
		75	0	Refer To Test Graph		Pass
	1882.5	1	0	Refer To Test Graph		Pass
	1907.5	1	0	Refer To Test Graph		Pass
			74	Refer To Test Graph		Pass
		75	0	Refer To Test Graph		Pass
16QAM	1857.5	1	0	Refer To Test Graph		Pass
		75	0	Refer To Test Graph		Pass
	1882.5	1	0	Refer To Test Graph		Pass
	1907.5	1	0	Refer To Test Graph		Pass
			74	Refer To Test Graph		Pass
		75	0	Refer To Test Graph		Pass

6.1.6 B25_20MHz

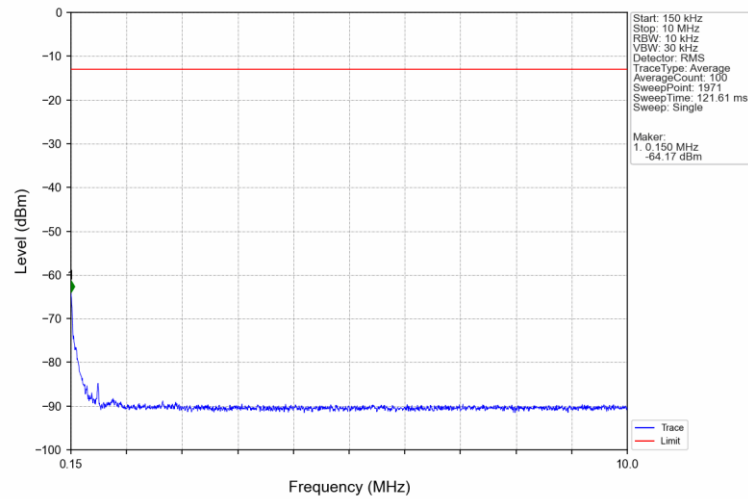
Band: 25 / Bandwidth: 20MHz / NTNV						
Modulation	Frequency (MHz)	RB Allocation		Spurious Emission		Verdict
		Size	Offset	Result	Limit	
QPSK	1860	1	0	Refer To Test Graph		Pass
		100	0	Refer To Test Graph		Pass
	1882.5	1	0	Refer To Test Graph		Pass
	1905	1	0	Refer To Test Graph		Pass
			99	Refer To Test Graph		Pass
		100	0	Refer To Test Graph		Pass
16QAM	1860	1	0	Refer To Test Graph		Pass
		100	0	Refer To Test Graph		Pass
	1882.5	1	0	Refer To Test Graph		Pass
	1905	1	0	Refer To Test Graph		Pass
			99	Refer To Test Graph		Pass
		100	0	Refer To Test Graph		Pass

6.2 Test Graph

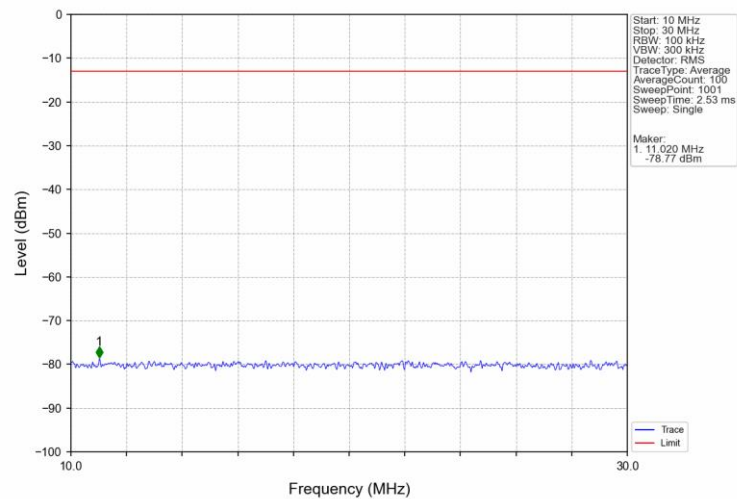
6.2.1 B25_1.4MHz



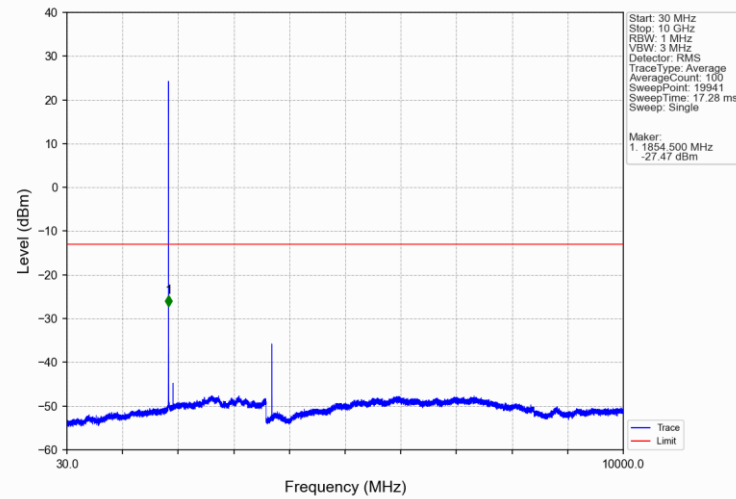
Band25_1.4MHz_QPSK_LCH_1850.7MHz_RB_1_0_NTNV



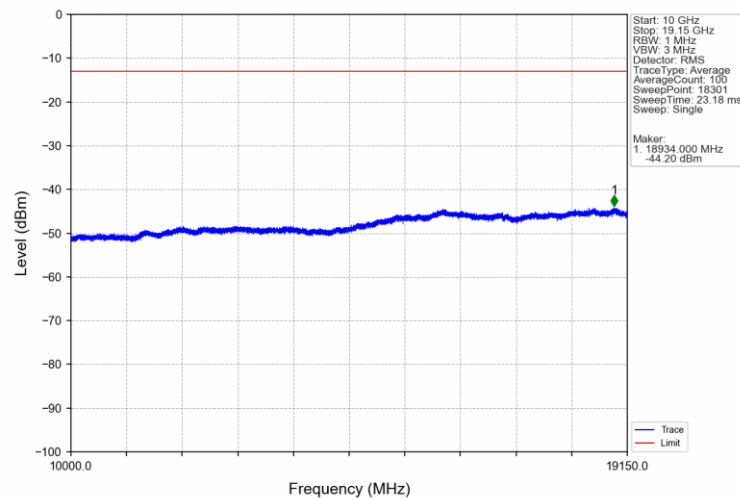
Band25_1.4MHz_QPSK_LCH_1850.7MHz_RB_1_0_NTNV



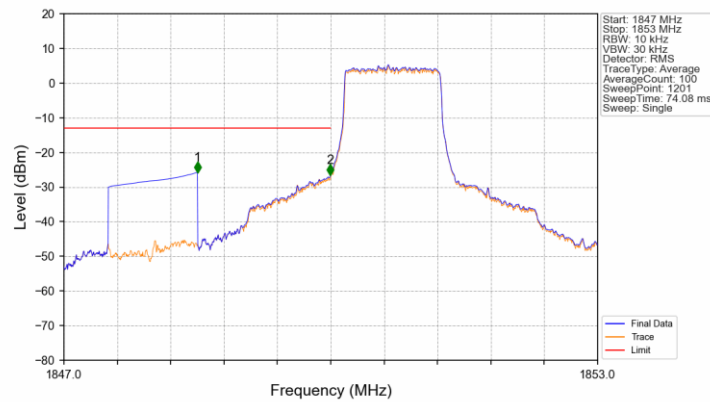
Band25_1.4MHz_QPSK_LCH_1850.7MHz_RB_1_0_NTNV



Band25_1.4MHz_QPSK_LCH_1850.7MHz_RB_1_0_NTNV

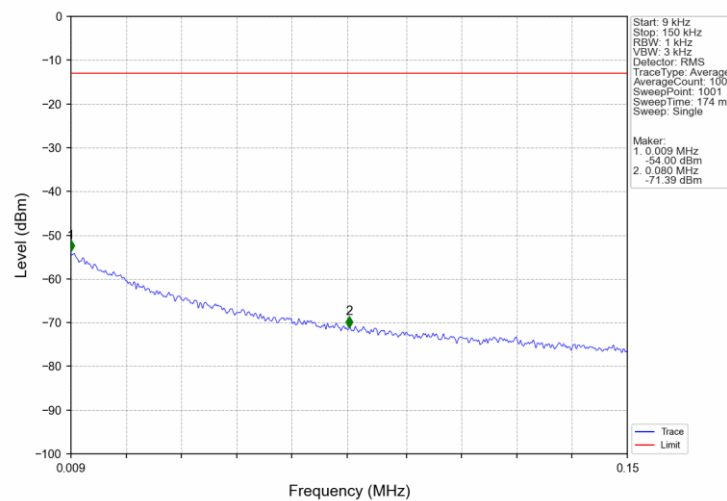


Band25_1.4MHz_QPSK_LCH_1850.7MHz_RB_6_0_NTNV

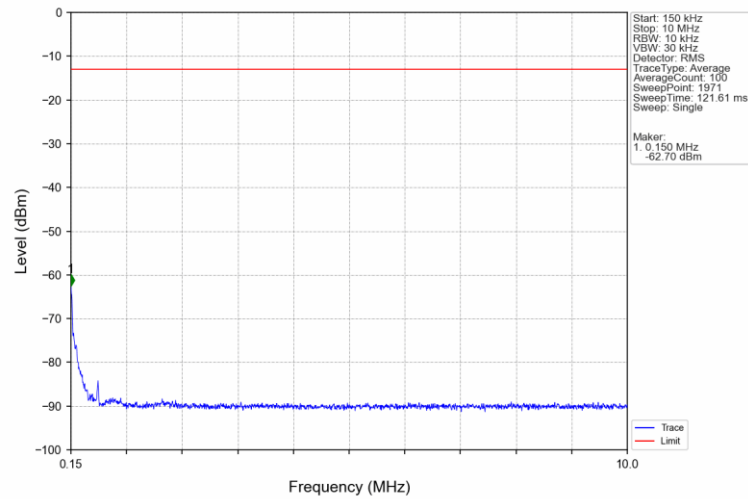


Start (MHz)	Stop (MHz)	RBW (MHz)	Method	Marker No.	Freq (MHz)	Level (dBm)	Limit (dBm)	Result
1847	1849	1	CHP	1	1848.500	-25.77	-13	Pass
1849	1850	0.013	CHP	2	1849.995	-26.60	-13	Pass
1850	1853	0.013	CHP	/	/	/	/	/

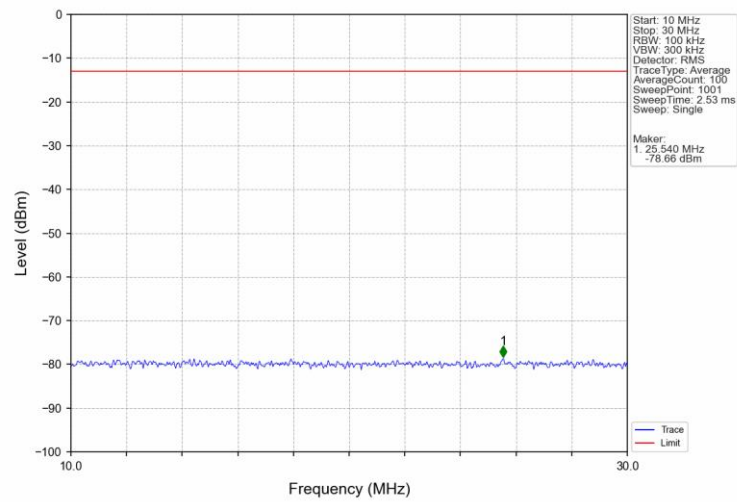
Band25_1.4MHz_QPSK_MCH_1882.5MHz_RB_1_0_NTNV



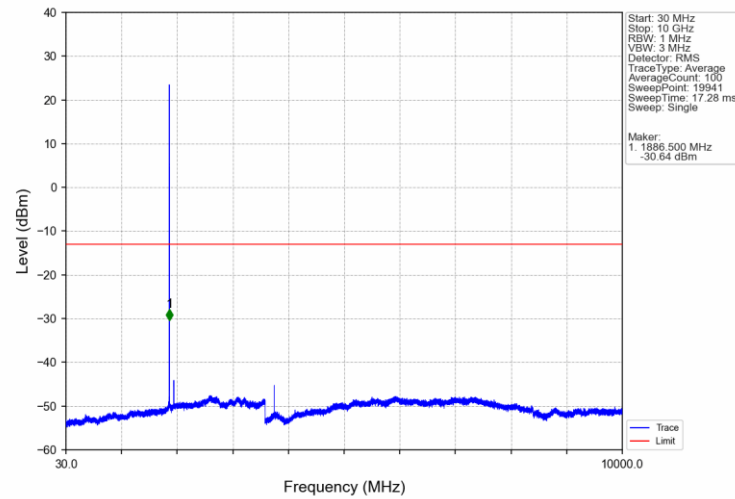
Band25_1.4MHz_QPSK_MCH_1882.5MHz_RB_1_0_NTNV



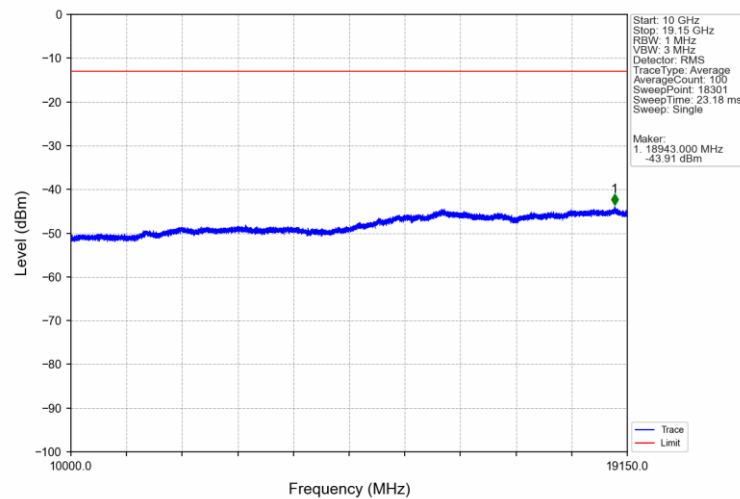
Band25_1.4MHz_QPSK_MCH_1882.5MHz_RB_1_0_NTNV



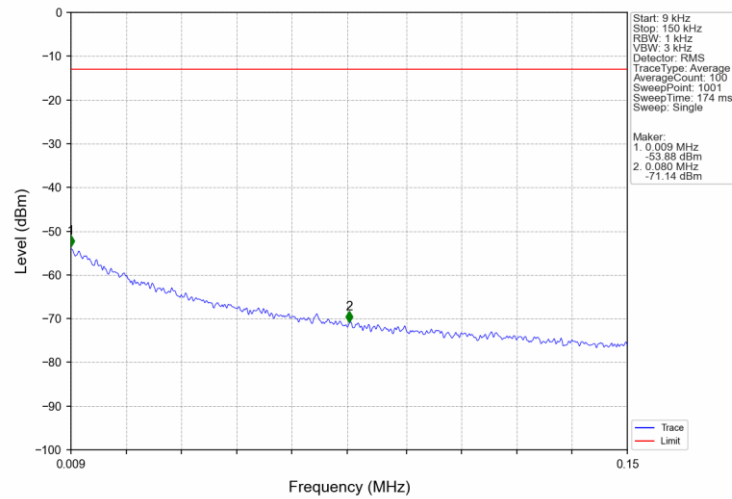
Band25_1.4MHz_QPSK_MCH_1882.5MHz_RB_1_0_NTNV



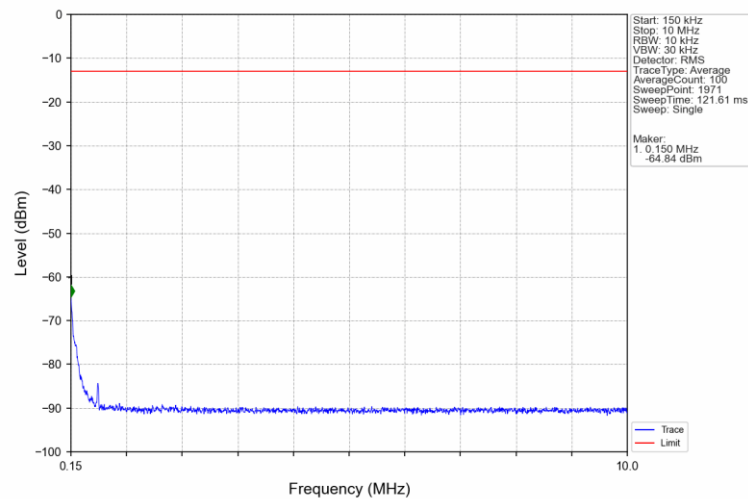
Band25_1.4MHz_QPSK_MCH_1882.5MHz_RB_1_0_NTNV



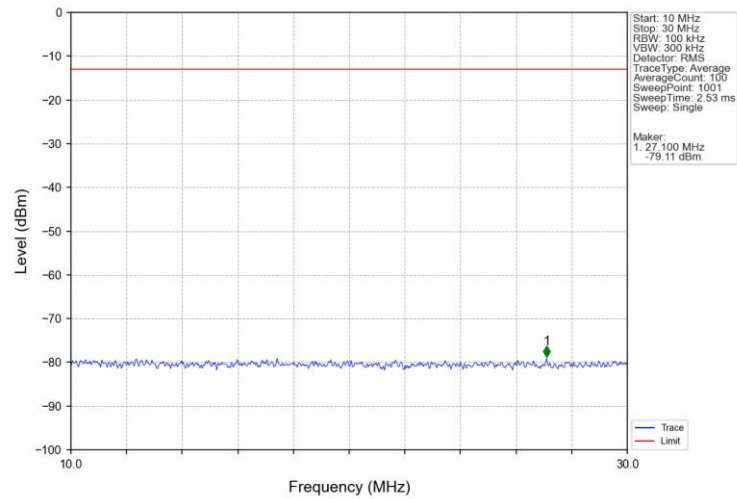
Band25_1.4MHz_QPSK_HCH_1914.3MHz_RB_1_0_NTNV



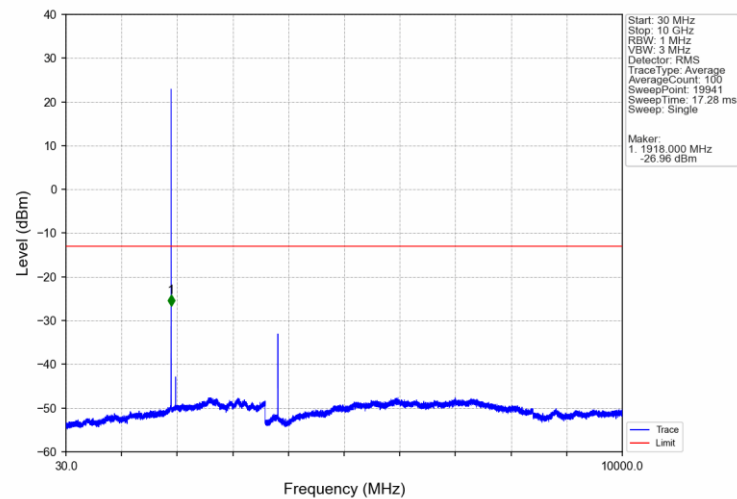
Band25_1.4MHz_QPSK_HCH_1914.3MHz_RB_1_0_NTNV



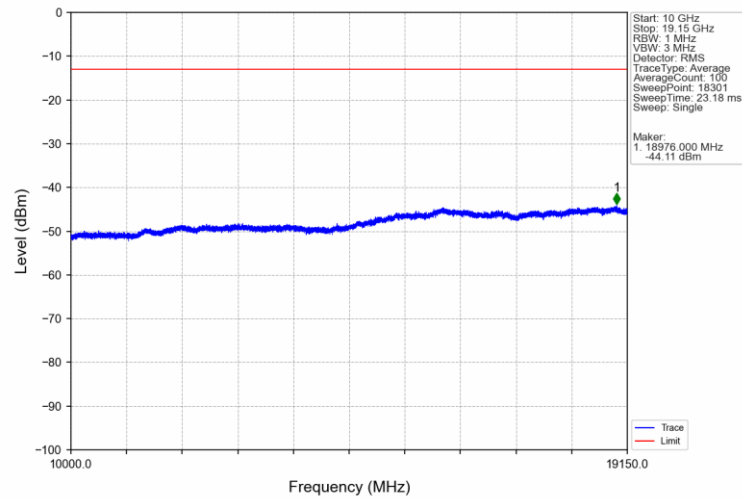
Band25_1.4MHz_QPSK_HCH_1914.3MHz_RB_1_0_NTNV



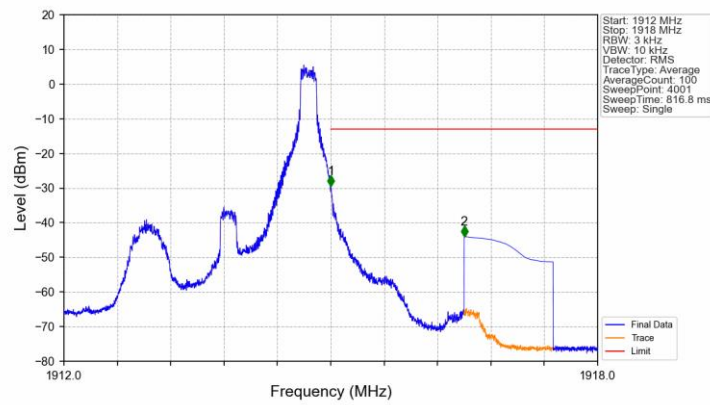
Band25_1.4MHz_QPSK_HCH_1914.3MHz_RB_1_0_NTNV



Band25_1.4MHz_QPSK_HCH_1914.3MHz_RB_1_0_NTNV

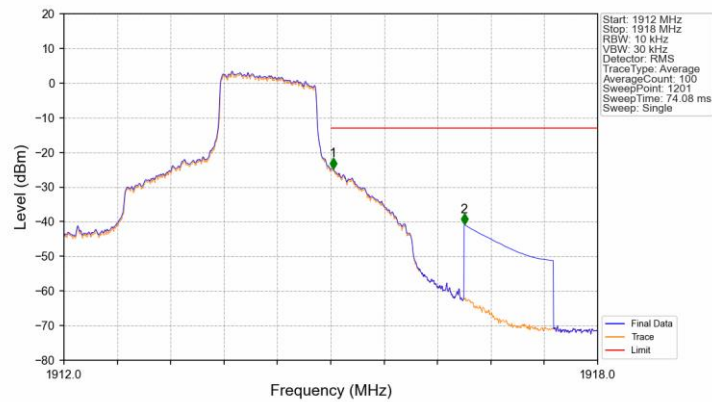


Band25_1.4MHz_QPSK_HCH_1914.3MHz_RB_1_5_NTNV



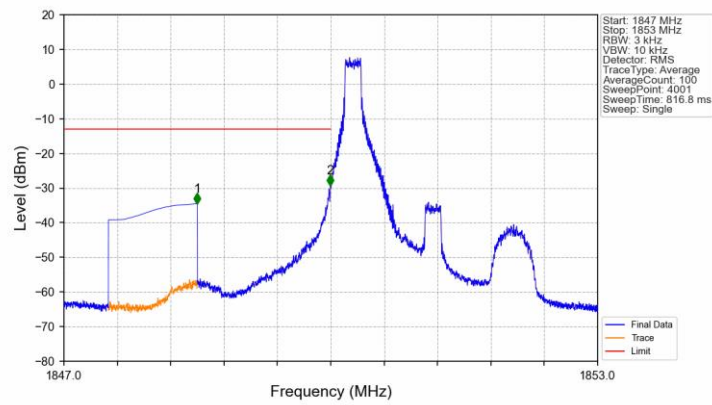
Start (MHz)	Stop (MHz)	RBW (MHz)	Method	Marker No.	Freq (MHz)	Level (dBm)	Limit (dBm)	Result
1912	1915	0.003	/	/	/	/	/	/
1915	1916	0.003	/	1	1915.002	-29.58	-13	Pass
1916	1918	1	CHP	2	1916.500	-43.99	-13	Pass

Band25_1.4MHz_QPSK_HCH_1914.3MHz_RB_6_0_NTNV



Start (MHz)	Stop (MHz)	RBW (MHz)	Method	Marker No.	Freq (MHz)	Level (dBm)	Limit (dBm)	Result
1912	1915	0.013	CHP	/	/	/	/	/
1915	1916	0.013	CHP	1	1915.025	-24.66	-13	Pass
1916	1918	1	CHP	2	1916.500	-40.77	-13	Pass

Band25_1.4MHz_16QAM_LCH_1850.7MHz_RB_1_0_NTNV



Start (MHz)	Stop (MHz)	RBW (MHz)	Method	Marker No.	Freq (MHz)	Level (dBm)	Limit (dBm)	Result
1847	1849	1	CHP	1	1848.497	-34.52	-13	Pass
1849	1850	0.003	/	2	1849.995	-29.35	-13	Pass
1850	1853	0.003	/	/	/	/	/	/