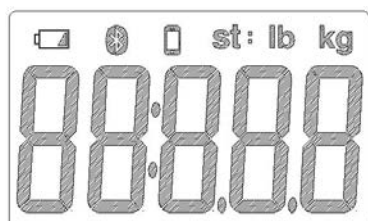


## The instruction manual of Intelligent blue-tooth personal scale:RSP-0280

- Features of scale

Transferring the weight data to IOS terminal devices: iPhone, iPad by latest blue-tooth 4.0 technology, and collecting the weight data through APPS system on the phone.




- Whole LCD screen



- Main features

- 1、Weighing function, step on function
- 2、Weighing range : 5kg-200kg
- 3、Division: 50g
- 4、White LED display
- 5、Select unit by slide switch: lb/kg/st
- 6、Power off automatically after 10s without any operation
- 7、Over-load function: It shows over-loaded if weight is more than 200kg. Sub-screen displays “oVer” and “LoAd” , each screen shows 1s and repeats 3 times, then power off automatically.



- 8、The  on the LCD will flicker if low battery, and power off automatically 5s later.
- 9、 Will show on the LCD when the phone connects with scale by blue-tooth, otherwise it does not work
- 10、 Will flicker, it reminds that users should connect the phone
- 11、Supply voltage: DC6V (4\*AA)

- Using instruction

一、The first time using:(insert 4xAA battery)

- 1、Opening the APPS system of IOS device-smart weight, clicking “Add a scale” by “Settings” list, pressing the “reset” button which on the back of scale when the “press pairing button” is showing on the screen of terminal device, and the screen of terminal device shows on “Matching request”, select “match”. It indicates that the blue-tooth scale has connected the matching with IOS terminal device when “Add a scale: Smart Health Scale” shows on the screen of terminal device.
- 2、Users set their personal preferences on the terminal APPS
- 3、Select your user name, click the icon of analog scale where on the right side of username
- 4、Standing on the scale, LCD will show the icon of blue-tooth and weight data. Synchronously,


the screen of terminal device will show the weight data, when it is steady after flickering 3 times, screen will show BMI data




5、 The scale will power off automatically 10s later without any operation.

● Daily using


1、 When daily using, there is no need to open APPS system, just step on scale directly, weight data will be stored in the blue-tooth module of scale automatically. And it will be received by APPS automatically when the APPS open.

The LCD does not show “” but only weight data when the APP of phone does not open.




2、 The LCD shows the weight data and “” when the APP of phone opens.



3、 The LCD shows the flickering “”after replacing the batteries, it reminds users to connect phone



4、 The LCD shows the flickering “”when the battery is low, and scale will power off automatically 5s later



5、 When the weight is more than Max Cap, sub-screen display “oVEr” and “LoAd”, each screen shows 1s and repeats 3 times, then power off automatically.



- **FCC Statement:**

This equipment has been tested and found to comply with the limits for Part 15 of the FCC rules. These limits are designed to provide reasonable protection against harmful interference in a residential installation. This equipment generates, uses and can radiate radio frequency energy and, if not installed and used in accordance with the instructions, may cause harmful interference to radio communications.

However, there is no guarantee that interference will not occur in a particular installation. If this equipment does cause harmful interference to radio or television reception, which can be determined by turning the equipment off and on, the user is encouraged to try to correct the interference by one or more of the following measures:

- Reorient or relocate the receiving antenna.
- Increase the separation between the equipment and receiver.
- Connect the equipment to an outlet on a circuit different from that to which the receiver is connected.

This device complies with part 15 of the FCC rules. Operation is subject to the following two conditions:

- (1) This device may not cause harmful interference, and
- (2) This device must accept any interference received, including interference that may cause undesired operation.

**Note: Modifications to this product will void the user's authority to operate this equipment.**