



Report No.: TW2403093-04E

Applicant: GLORY STAR TECHNICS (SHENZHEN) CO., LTD.

Product: Commercial Kiosk Tablet

Model No.: ALU210

Trademark: Glory Star

Test Standards: FCC Part 15 Subpart E, Paragraph 15.407

Test Result: It is herewith confirmed and found to comply with the requirements set up by ANSI C63.10, FCC Part 15 Subpart C, Paragraph 15.247 for the evaluation of electromagnetic compatibility

Approved By

A handwritten signature in black ink that reads 'Terry Tang'.

Terry Tang

Manager

Dated: April 10, 2024

Results appearing herein relate only to the sample tested

The technical reports is issued errors and omissions exempt and is subject to withdrawal at

SHENZHEN TIMEWAY TESTING LABORATORIES

Zone C, 1st Floor, Block B, Jun Xiang Da Building, Zhongshan Park Road West, Tong Le Village, Nanshan District, Shenzhen, China

Tel (755) 83448688, Fax (755) 83442996, E-Mail:info@timeway-lab.com

TEST REPORT



Special Statement:

FCC-Registration No.: 744189

The EMC Laboratory has been registered and fully described in a report filed with the (FCC) Federal Communications commission. The acceptance letter from the FCC is maintained in our files. Registration No.: 744189.

Industry Canada (IC) —Registration No.:5205A

The EMC Laboratory has been registered by Certification and Engineering Bureau of Industry Canada for radio equipment testing with Registration No.: 5205A.

A2LA (Certification Number:5013.01)

The EMC Laboratory has been accredited by the American Association for Laboratory Accreditation (A2LA). Certification Number:5013.01

CAB identifier: CN0033

The report refers only to the sample tested and does not apply to the bulk.

This report is issued in confidence to the client and it will be strictly treated as such by the SHENZHEN TIMEWAY TESTING LABORATORIES. It may not be reproduced rather in its entirety or in part and it may not be used for advertising. The client to whom the report is issued may, however, show or send it or a certified copy thereof prepared by the SHENZHEN TIMEWAY TESTING LABORATORIES to his customer. Supplier or others persons directly concerned. SHENZHEN TIMEWAY TESTING LABORATORIES will not, without the consent of the client enter into any discussion of correspondence with any third party concerning the contents of the report.

In the event of the improper use of the report. The SHENZHEN TIMEWAY TESTING LABORATORIES reserves the rights to withdraw it and to adopt any other remedies which may be appropriate.



Test Report Conclusion

Content

1.0	General Details	4
1.1	Test Lab Details.....	4
1.2	Applicant Details.....	4
1.3	Description of EUT	4
1.4	Submitted Sample.....	5
1.5	Test Duration.....	5
1.6	Test Uncertainty.....	5
1.7	Test By.....	6
2.0	List of Measurement Equipment	6
3.0	Technical Details	7
3.1	Summary of Test Results.....	7
3.2	Test Standards.....	7
4.0	EUT Modification	7
5.0	Power Line Conducted Emission Test	8
5.1	Schematics of the Test.....	8
5.2	Test Method and Test Procedure.....	8
5.3	Configuration of the EUT.....	8
5.4	EUT Operating Condition	9
5.5	Conducted Emission Limit	9
5.6	Test Result	9
6.0	Undesirable Emission and Restrict band	12
7.0	Bandwidth Measurement	31
8.0	Peak Transmit Power Measurement	66
9.0	Peak Power Spectral Density Measurement	70
10.0	Frequency Stability	91
11.0	Antenna Requirement	93
12.0	FCC ID Label	94
13.0	Photo of Test Setup and EUT View	95

The report refers only to the sample tested and does not apply to the bulk.

This report is issued in confidence to the client and it will be strictly treated as such by the SHENZHEN TIMEWAY TESTING LABORATORIES. It may not be reproduced rather in its entirety or in part and it may not be used for adverting. The client to whom the report is issued may, however, show or send it . or a certified copy there of prepared by the SHENZHEN TIMEWAY TESTING LABORATORIES. to his customer. Supplier or others persons directly concerned. SHENZHEN TIMEWAY TESTING LABORATORIES. will not, without the consent of the client enter into any discussion of correspondence with any third party concerning the contents of the report.

In the event of the improper use of the report. The SHENZHEN TIMEWAY TESTING LABORATORIES. reserves the rights to withdraw it and to adopt any other remedies which may be appropriate.



1.0 General Details

1.1 Test Lab Details

Name : SHENZHEN TIMEWAY TESTING LABORATORIES.
Address: Zone C, 1st Floor, Block B, Jun Xiang Da Building, Zhongshan Park Road West, Tong Le Village, Nanshan District, Shenzhen, China
Telephone: (755) 83448688
Fax: (755) 83442996
Site Listed with Federal Communications commission (FCC)
Registration Number:744189
For 3m Anechoic Chamber
Site Listed with Industry Canada of Ottawa, Canada
Registration Number: IC: 5205A-02
For 3m Anechoic Chamber

1.2 Applicant Details

Applicant: GLORY STAR TECHNICS (SHENZHEN) CO., LTD.
Address: Bldg., 9, 4/F., ZongYuntai Technology Industrial Park, Songbai Road, Shiyan Street, Baoan, Shenzhen, China
Telephone: (0755)-26001808-305
Fax: (0755)-26002933

1.3 Description of EUT

Product: Commercial Kiosk Tablet
Manufacturer: GLORY STAR TECHNICS (SHENZHEN) CO., LTD.
Address: Bldg., 9, 4/F., ZongYuntai Technology Industrial Park, Songbai Road, Shiyan Street, Baoan, Shenzhen, China
Trademark: Glory Star
Additional Trademark: N/A
Model Number: ALU210
Additional Model Number: N/A
Type of Modulation IEEE 802.11a/n (HT20/HT40): OFDM (64QAM, 16QAM, QPSK, BPSK);
IEEE 802.11ac: BPSK, QPSK, 16-QAM, 64-QAM, 256-QAM
Frequency Band 1: 5180MHz-5240MHz
Channel Separation 802.11a/802.11n20:20MHz, 802.11n40:40MHz, 802.11ac: 80MHz
Air Data Rate IEEE 802.11a: 54, 48,36, 24, 18, 12, 9, 6 Mbps
IEEE 802.11n/HT20: mcs0: 6.5Mbps, mcs1:13Mbps, mcs2:19.5Mbps, mcs3:26Mbps,
mcs4:39Mbps, mcs5:52Mbps, mcs6:58.5Mbps, mcs7:65Mbps
IEEE 802.11n/HT40: mcs0:15Mbps, mcs1:30Mbps, mcs2:45Mbps, mcs3:60Mbps,
mcs4:90Mbps, mcs5:120Mbps, mcs6:135Mbps, mcs7:150Mbps
IEEE 802.11ac: Up to 433.3Mbps
Antenna: Two FPC antennas used.

The report refers only to the sample tested and does not apply to the bulk.

This report is issued in confidence to the client and it will be strictly treated as such by the SHENZHEN TIMEWAY TESTING LABORATORIES. It may not be reproduced rather in its entirety or in part and it may not be used for adverting. The client to whom the report is issued may, however, show or send it . or a certified copy there of prepared by the SHENZHEN TIMEWAY TESTING LABORATORIES. to his customer. Supplier or others persons directly concerned. SHENZHEN TIMEWAY TESTING LABORATORIES. will not, without the consent of the client enter into any discussion of correspondence with any third party concerning the contents of the report.

In the event of the improper use of the report. The SHENZHEN TIMEWAY TESTING LABORATORIES. reserves the rights to withdraw it and to adopt any other remedies which may be appropriate.



2.0 Test Equipment					
Instrument Type	Manufacturer	Model	Serial No.	Date of Cal.	Due Date
ESPI Test Receiver	R&S	ESPI 3	100379	2023-07-14	2024-07-13
LISN	R&S	EZH3-Z5	100294	2023-07-14	2024-07-13
LISN	R&S	EZH3-Z5	100253	2023-07-14	2024-07-13
Impuls-Begrenzer	R&S	ESH3-Z2	100281	2023-07-14	2024-07-13
Loop Antenna	EMCO	6507	00078608	2022-07-18	2025-07-17
Spectrum	R&S	FSIQ26	100292	2023-07-14	2024-07-13
Horn Antenna	A-INFO	LB-180400-KF	J211060660	2022-07-18	2025-07-17
Horn Antenna	R&S	BBHA 9120D	9120D-631	2022-07-18	2024-07-17
Power meter	Anritsu	ML2487A	6K00003613	2023-07-14	2024-07-13
Power sensor	Anritsu	MA2491A	32263	2023-07-14	2024-07-13
Bilog Antenna	Schwarebeck	VULB9163	9163/340	2022-07-18	2025-07-17
9*6*6 Anechoic	--	--	N/A	2022-07-26	2025-07-25
EMI Test Receiver	RS	ESVB	826156/011	2023-07-14	2024-07-13
EMI Test Receiver	RS	ESCS 30	834115/006	2023-07-14	2024-07-13
Spectrum	HP/Agilent	E4407B	MY50441392	2023-07-14	2024-07-13
Spectrum	RS	FSP	1164.4391.38	2023-07-14	2024-07-13
RF Cable	Zhengdi	ZT26-NJ-NJ-8M/FA	--	2023-07-14	2024-07-13
RF Cable	Zhengdi	7m	--	2023-07-14	2024-07-13
Pre-Amplifier	Schwarebeck	BBV9743	#218	2023-07-14	2024-07-13
Pre-Amplifier	HP/Agilent	8449B	3008A00160	2023-07-14	2024-07-13
LISN	SCHAFFNER	NNB42	00012	2023-07-14	2024-07-13
ESPI Test Receiver	R&S	ESPI 3	100379	2023-07-14	2024-07-13
LISN	R&S	EZH3-Z5	100294	2023-07-14	2024-07-13

2.2 Automation Test Software

For Conducted Emission Test

Name	Version
EZ-EMC	Ver.EMC-CON 3A1.1

For Radiated Emissions

Name	Version
EMI Test Software BL410-EV18.91	V18.905
EMI Test Software BL410-EV18.806 High Frequency	V18.06

The report refers only to the sample tested and does not apply to the bulk.

This report is issued in confidence to the client and it will be strictly treated as such by the SHENZHEN TIMEWAY TESTING LABORATORIES. It may not be reproduced rather in its entirety or in part and it may not be used for advertising. The client to whom the report is issued may, however, show or send it, or a certified copy thereof prepared by the SHENZHEN TIMEWAY TESTING LABORATORIES, to his customer. Supplier or others persons directly concerned. SHENZHEN TIMEWAY TESTING LABORATORIES, will not, without the consent of the client enter into any discussion of correspondence with any third party concerning the contents of the report.

In the event of the improper use of the report. The SHENZHEN TIMEWAY TESTING LABORATORIES, reserves the rights to withdraw it and to adopt any other remedies which may be appropriate.



3.0 Technical Details

3.1 Summary of test results

The EUT has been tested according to the following specifications:			
Standard	Test Type	Result	Notes
FCC Part 15, Paragraph 15.107 & 15.407	Conducted Emission Test	Pass	Complies
FCC Part 15 Subpart E Paragraph 15.407 (b1/4/5/6/7), Part 15.205 and Part 15.209	Undesirable Emission and Restrict band	Pass	Complies
FCC Part 15, Paragraph 15.407 (a1/2/3)	Peak Transmit Power	Pass	Complies
FCC Part 15, Paragraph 15.407 (a)(6)	Peak Power Excursion	Pass	Complies
FCC Part 15, Paragraph 15.407 (a1/2/3)	Peak Power Spectral Density	Pass	Complies
FCC Part 15, Paragraph 15.407(g)	Frequency Stability	Pass	Complies

3.2 Test Standards

FCC Part 15 Subpart & Subpart C, Paragraph 15.247, ANSI C63.10 :2013, ANSI C63.4 :2014 789033 D02 General UNII Test Procedures New Rules v01r04

4.0 EUT Modification

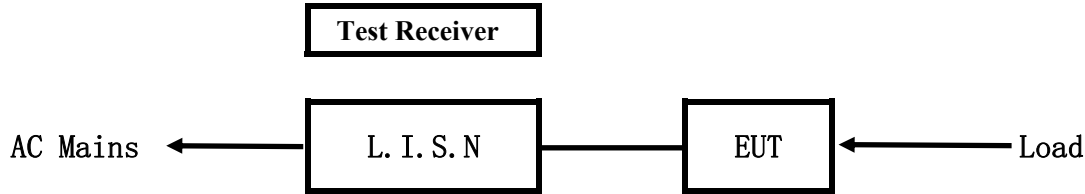
No modification by SHENZHEN TIMEWAY TESTING LABORATORIES.

The report refers only to the sample tested and does not apply to the bulk.
This report is issued in confidence to the client and it will be strictly treated as such by the SHENZHEN TIMEWAY TESTING LABORATORIES. It may not be reproduced rather in its entirety or in part and it may not be used for advertising. The client to whom the report is issued may, however, show or send it or a certified copy thereof prepared by the SHENZHEN TIMEWAY TESTING LABORATORIES to his customer. Supplier or others persons directly concerned. SHENZHEN TIMEWAY TESTING LABORATORIES will not, without the consent of the client enter into any discussion of correspondence with any third party concerning the contents of the report.
In the event of the improper use of the report. The SHENZHEN TIMEWAY TESTING LABORATORIES reserves the rights to withdraw it and to adopt any other remedies which may be appropriate.



5. Power Line Conducted Emission Test

5.1 Schematics of the test



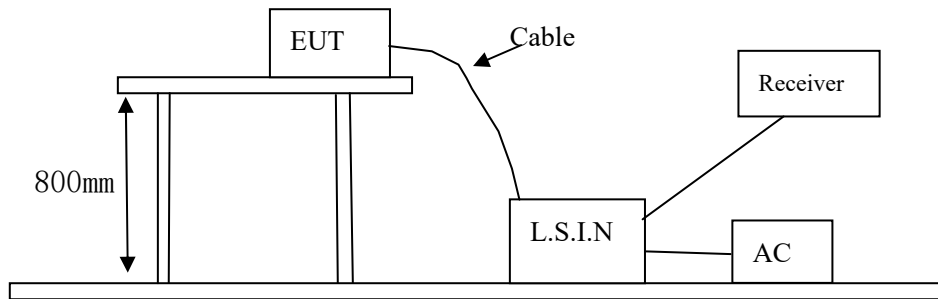
EUT: Equipment Under Test

5.2 Test Method and test Procedure

The EUT was tested according to ANSI C63.10-2009. The Frequency spectrum from 0.15MHz to 30MHz was investigated. The LISN used was 50ohm/50uH as specified by section 5.1 of ANSI C63.10-2013.

Test Voltage: 120V~, 60Hz

Block diagram of Test setup



5.3 Configuration of The EUT

The EUT was configured according to ANSI C63.10-2013. All interface ports were connected to the appropriate peripherals. All peripherals and cables are listed below.

A. EUT		Device	Manufacturer	Model	FCC ID
		Commercial Kiosk Tablet	GLORY STAR TECHNICS (SHENZHEN) CO., LTD.	ALU210	2AACS-ALU210

The report refers only to the sample tested and does not apply to the bulk.

This report is issued in confidence to the client and it will be strictly treated as such by the SHENZHEN TIMEWAY TESTING LABORATORIES. It may not be reproduced rather in its entirety or in part and it may not be used for adverting. The client to whom the report is issued may, however, show or send it . or a certified copy there of prepared by the SHENZHEN TIMEWAY TESTING LABORATORIES. to his customer. Supplier or others persons directly concerned. SHENZHEN TIMEWAY TESTING LABORATORIES. will not, without the consent of the client enter into any discussion of correspondence with any third party concerning the contents of the report.

In the event of the improper use of the report. The SHENZHEN TIMEWAY TESTING LABORATORIES. reserves the rights to withdraw it and to adopt any other remedies which may be appropriate.



B. Internal Device

Device	Manufacturer	Model	Rating

C. Peripherals

Device	Manufacturer	Model	Rating

5.4 EUT Operating Condition

Operating condition is according to ANSI C63.10 -2013.

A Setup the EUT and simulators as shown on follow

B Enable AF signal and confirm EUT active to normal condition

5.5 Power line conducted Emission Limit according to Paragraph 15.207

Frequency (MHz)	Limits (dB μ V)	
	Quasi-peak Level	Average Level
0.15 ~ 0.50	66.0~56.0*	56.0~46.0*
0.50 ~ 5.00	56.0	46.0
5.00 ~ 30.00	60.0	50.0

- Notes:
1. *Decreasing linearly with logarithm of frequency.
 2. The tighter limit shall apply at the transition frequencies

5.6 Test Results

The frequency spectrum from 0.15MHz to 30MHz was investigated. All reading are quasi-peak values with a resolution bandwidth of 9kHz.



A: Conducted Emission on Live Terminal (150kHz to 30MHz)

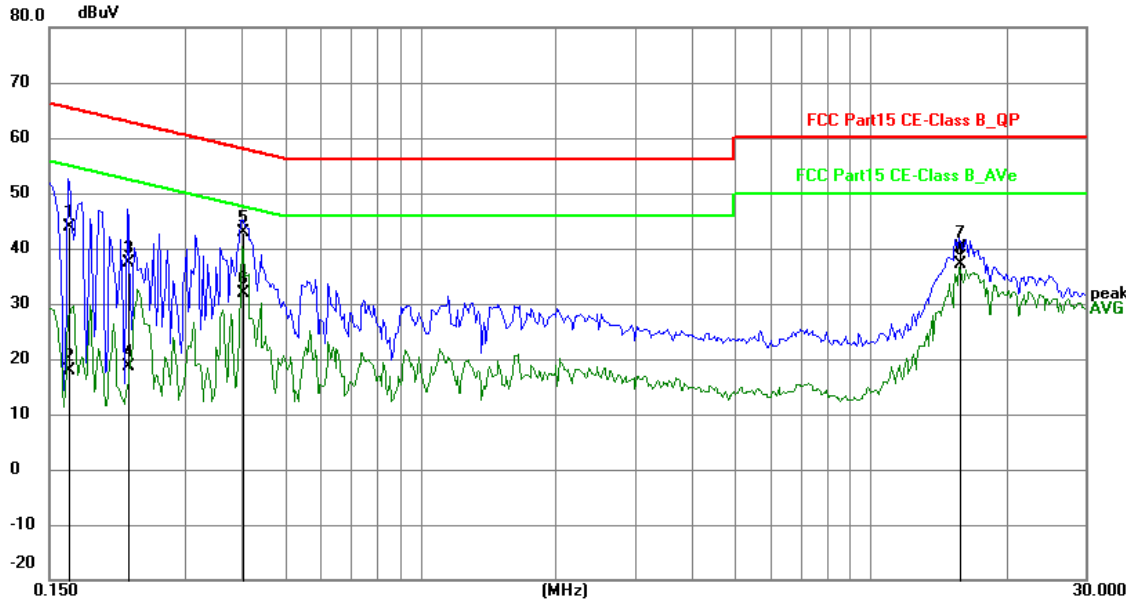
EUT Operating Environment

Temperature: 26°C Humidity: 65%RH Atmospheric Pressure: 101 kPa

EUT set Condition: Keeping WIFI Transmitting

Results: Pass

Please refer to following diagram for individual



No.	Frequency (MHz)	Reading (dBuV)	Factor (dB)	Level (dBuV)	Limit (dBuV)	Margin (dB)	Detector	P/F
1	0.1655	34.10	9.77	43.87	65.18	-21.31	QP	P
2	0.1655	8.01	9.77	17.78	55.18	-37.40	AVG	P
3	0.2241	27.51	9.75	37.26	62.67	-25.41	QP	P
4	0.2241	8.93	9.75	18.68	52.67	-33.99	AVG	P
5	0.4035	33.19	9.76	42.95	57.78	-14.83	QP	P
6	0.4035	22.08	9.76	31.84	47.78	-15.94	AVG	P
7	15.7257	29.60	10.42	40.02	60.00	-19.98	QP	P
8	15.7257	26.68	10.42	37.10	50.00	-12.90	AVG	P

The report refers only to the sample tested and does not apply to the bulk.
 This report is issued in confidence to the client and it will be strictly treated as such by the SHENZHEN TIMEWAY TESTING LABORATORIES. It may not be reproduced rather in its entirety or in part and it may not be used for advertising. The client to whom the report is issued may, however, show or send it, or a certified copy thereof prepared by the SHENZHEN TIMEWAY TESTING LABORATORIES, to his customer. Supplier or others persons directly concerned. SHENZHEN TIMEWAY TESTING LABORATORIES, will not, without the consent of the client enter into any discussion of correspondence with any third party concerning the contents of the report.
 In the event of the improper use of the report. The SHENZHEN TIMEWAY TESTING LABORATORIES, reserves the rights to withdraw it and to adopt any other remedies which may be appropriate.



B: Conducted Emission on Neutral Terminal (150kHz to 30MHz)

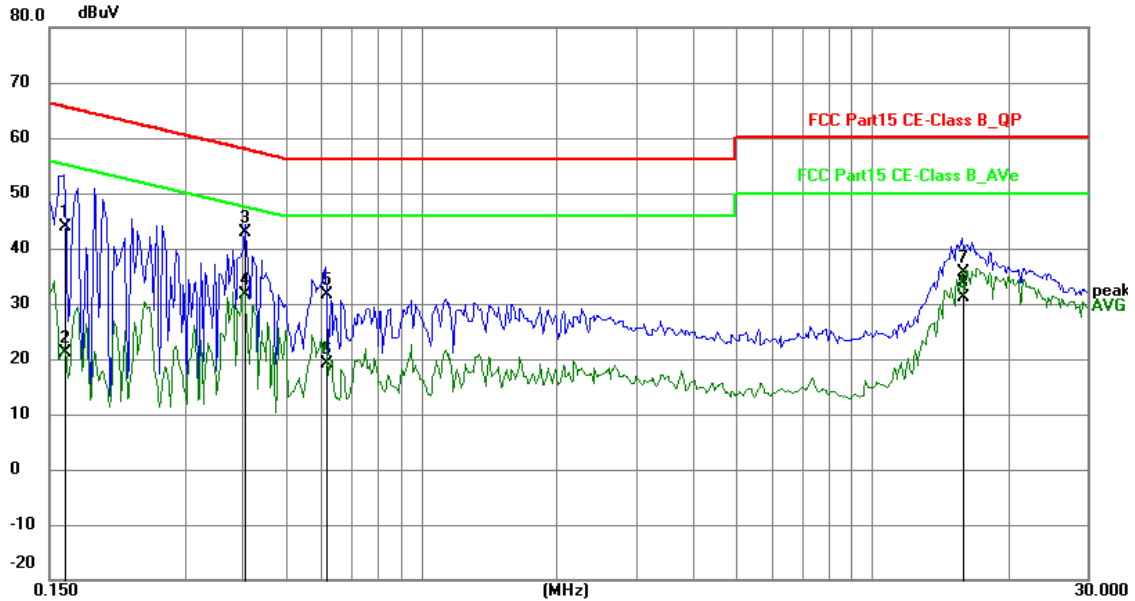
EUT Operating Environment

Temperature: 26°C Humidity: 65%RH Atmospheric Pressure: 101 kPa

EUT set Condition: Keeping WIFI Transmitting

Results: Pass

Please refer to following diagram for individual



No.	Frequency (MHz)	Reading (dBuV)	Factor (dB)	Level (dBuV)	Limit (dBuV)	Margin (dB)	Detector	P/F
1	0.1617	34.22	9.78	44.00	65.38	-21.38	QP	P
2	0.1617	11.39	9.78	21.17	55.38	-34.21	AVG	P
3	0.4074	33.01	9.76	42.77	57.70	-14.93	QP	P
4	0.4074	21.81	9.76	31.57	47.70	-16.13	AVG	P
5	0.6141	21.77	9.78	31.55	56.00	-24.45	QP	P
6	0.6141	9.26	9.78	19.04	46.00	-26.96	AVG	P
7	15.8466	25.29	10.43	35.72	60.00	-24.28	QP	P
8	15.8466	20.80	10.43	31.23	50.00	-18.77	AVG	P

The report refers only to the sample tested and does not apply to the bulk.

This report is issued in confidence to the client and it will be strictly treated as such by the SHENZHEN TIMEWAY TESTING LABORATORIES. It may not be reproduced rather in its entirety or in part and it may not be used for advertising. The client to whom the report is issued may, however, show or send it, or a certified copy thereof prepared by the SHENZHEN TIMEWAY TESTING LABORATORIES, to his customer. Supplier or others persons directly concerned. SHENZHEN TIMEWAY TESTING LABORATORIES, will not, without the consent of the client enter into any discussion of correspondence with any third party concerning the contents of the report.

In the event of the improper use of the report. The SHENZHEN TIMEWAY TESTING LABORATORIES, reserves the rights to withdraw it and to adopt any other remedies which may be appropriate.



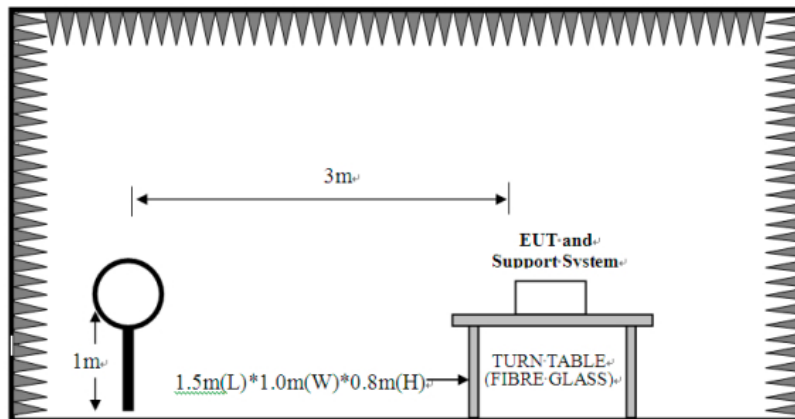
6 Undesirable Emission and Restrict band

6.1 Test Method and test Procedure:

- (1) The EUT was tested according to ANSI C63.10-2013. The radiated test was performed at Timeway EMC Laboratory. This site is on file with the FCC laboratory division, Registration No. 744189
- (2) The EUT, peripherals were put on the turntable which table size is 1m x 1.5 m, table high 0.8 m. All set up is according to ANSI C63.10-2013.
- (3) The frequency spectrum from 30 MHz to 40 GHz was investigated. All readings from 30 MHz to 1 GHz are Quasi-peak values with a resolution bandwidth of 120 kHz. For measurement above 1GHz, peak values with RBW=1MHz, VBW=3MHz and PK detector. Measurements were made at 3 meters.
- (4) The antenna high is varied from 1 m to 4 m high to find the maximum emission for each frequency.
- (5) Maximizing procedure was performed on the six (6) highest emissions to ensure EUT compliance is with all installation combinations. All data was recorded in the peak detection mode. Quasi-peak readings was performed only when an emission was found to be marginal (within -4 dB of specification limit), and are distinguished with a "QP" in the data table.
- (6) The antenna polarization: Vertical polarization and Horizontal polarization.

Block diagram of Test setup

For radiated emissions from 9kHz to 30MHz



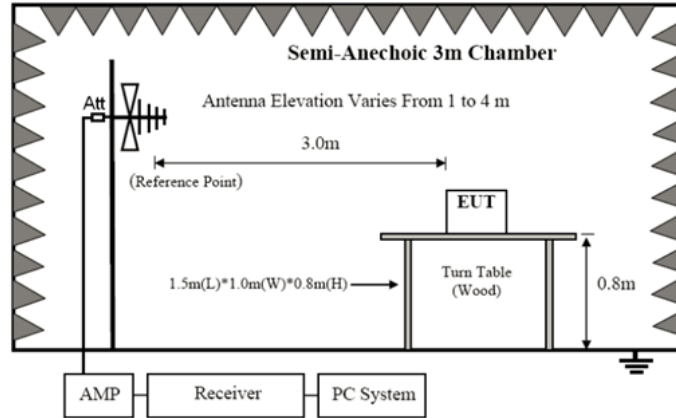
The report refers only to the sample tested and does not apply to the bulk.

This report is issued in confidence to the client and it will be strictly treated as such by the SHENZHEN TIMEWAY TESTING LABORATORIES. It may not be reproduced rather in its entirety or in part and it may not be used for advertising. The client to whom the report is issued may, however, show or send it, or a certified copy thereof prepared by the SHENZHEN TIMEWAY TESTING LABORATORIES, to his customer, Supplier or others persons directly concerned. SHENZHEN TIMEWAY TESTING LABORATORIES, will not, without the consent of the client enter into any discussion of correspondence with any third party concerning the contents of the report.

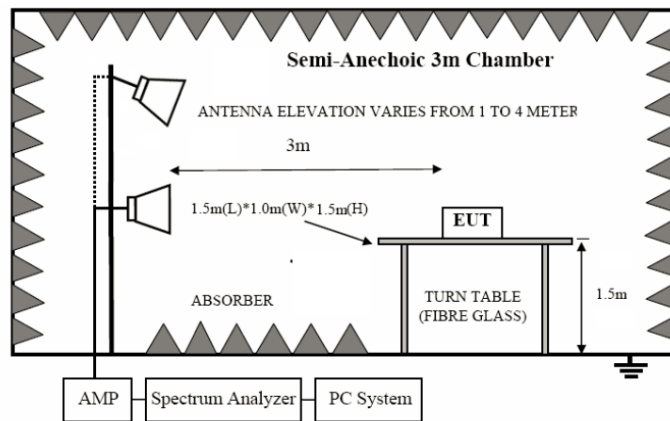
In the event of the improper use of the report, The SHENZHEN TIMEWAY TESTING LABORATORIES, reserves the rights to withdraw it and to adopt any other remedies which may be appropriate.



For radiated emissions from 30MHz to1GHz



For radiated emissions above 1GHz



6.2 Configuration of The EUT

Same as section 5.3 of this report

6.3 EUT Operating Condition

Same as section 5.4 of this report.

6.4 Radiated Emission Limit

All emission from a digital device, including any network of conductors and apparatus connected thereto, shall not exceed the level of field strength specified below:

The report refers only to the sample tested and does not apply to the bulk.

This report is issued in confidence to the client and it will be strictly treated as such by the SHENZHEN TIMEWAY TESTING LABORATORIES. It may not be reproduced rather in its entirety or in part and it may not be used for advertising. The client to whom the report is issued may, however, show or send it, or a certified copy thereof, to the SHENZHEN TIMEWAY TESTING LABORATORIES, to his customer, Supplier or others persons directly concerned. SHENZHEN TIMEWAY TESTING LABORATORIES, will not, without the consent of the client enter into any discussion of correspondence with any third party concerning the contents of the report.

In the event of the improper use of the report, The SHENZHEN TIMEWAY TESTING LABORATORIES, reserves the rights to withdraw it and to adopt any other remedies which may be appropriate.



Frequencies in restricted band are complied to limit on Paragraph 15.209

Frequency Range (MHz)	Distance (m)	Field strength (dB μ V/m)
30-88	3	40.0
88-216	3	43.5
216-960	3	46.0
Above 960	3	54.0

- (1) For transmitters operating in the 5.15-5.25 GHz band: all emissions outside of the 5.15-5.35 GHz band shall not exceed an EIRP of -27dBm/MHz
- (2) For transmitters operating in the 5.725-5.825 GHz band: all emissions within the frequency range from the band edge to 10 MHz above or below the band edge shall not exceed an EIRP of -17dBm/MHz; for frequencies 10 MHz or greater above or below the band edge, emissions shall not exceed an EIRP of -27dBm/MHz.

- Note:
1. RF Voltage (dBuV) = 20 log RF Voltage (uV)
 2. In the Above Table, the higher limit applies at the band edges.
 3. Distance refers to the distance in meters between the measuring instrument antenna and the EUT

The report refers only to the sample tested and does not apply to the bulk.
This report is issued in confidence to the client and it will be strictly treated as such by the SHENZHEN TIMEWAY TESTING LABORATORIES. It may not be reproduced rather in its entirety or in part and it may not be used for advertising. The client to whom the report is issued may, however, show or send it or a certified copy thereof prepared by the SHENZHEN TIMEWAY TESTING LABORATORIES to his customer. Supplier or others persons directly concerned. SHENZHEN TIMEWAY TESTING LABORATORIES will not, without the consent of the client enter into any discussion of correspondence with any third party concerning the contents of the report.
In the event of the improper use of the report. The SHENZHEN TIMEWAY TESTING LABORATORIES reserves the rights to withdraw it and to adopt any other remedies which may be appropriate.



Test result

General Radiated Emission Data and Harmonics Radiated Emission Data

Radiated Emission In Horizontal (30MHz----1000MHz)

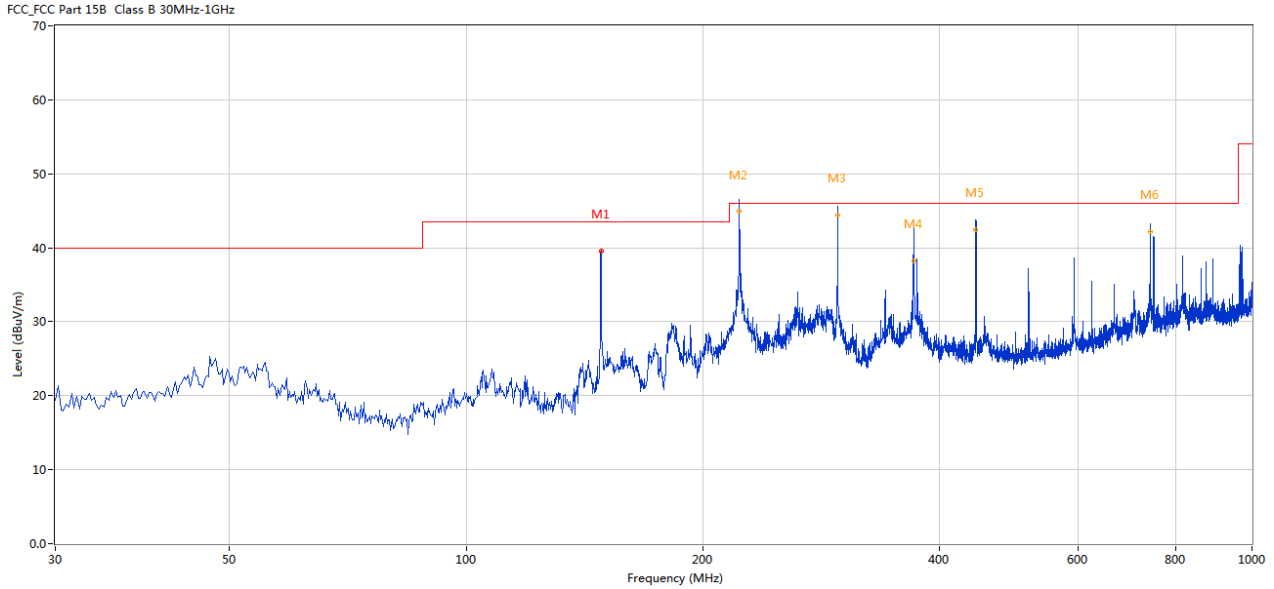
EUT set Condition: Keeping WIFI Transmitting

Results: Pass

The report refers only to the sample tested and does not apply to the bulk.
This report is issued in confidence to the client and it will be strictly treated as such by the SHENZHEN TIMEWAY TESTING LABORATORIES. It may not be reproduced rather in its entirety or in part and it may not be used for advertizing. The client to whom the report is issued may, however, show or send it . or a certified copy there of prepared by the SHENZHEN TIMEWAY TESTING LABORATORIES. to his customer. Supplier or others persons directly concerned. SHENZHEN TIMEWAY TESTING LABORATORIES. will not, without the consent of the client enter into any discussion of correspondence with any third party concerning the contents of the report.
In the event of the improper use of the report. The SHENZHEN TIMEWAY TESTING LABORATORIES. reserves the rights to withdraw it and to adopt any other remedies which may be appropriate.



Test Figure



No.	Frequency (MHz)	Results (dBuV/m)	Factor (dB)	Limit (dBuV/m)	Margin (dB)	Detector	Table (Degree)	Height (cm)	Antenna	Verdict
1	148.553	39.59	-17.15	43.5	3.91	Peak	84.00	100	Horizontal	Pass
2*	222.754	44.95	-13.19	46.0	1.05	QP	147.00	126	Horizontal	Pass
3*	297.001	44.36	-11.07	46.0	1.64	QP	86.00	100	Horizontal	Pass
4*	371.259	38.25	-9.52	46.0	7.75	QP	84.00	107	Horizontal	Pass
5*	445.299	42.47	-8.00	46.0	3.53	QP	269.00	100	Horizontal	Pass
6*	742.511	42.14	-3.47	46.0	3.86	QP	334.00	100	Horizontal	Pass

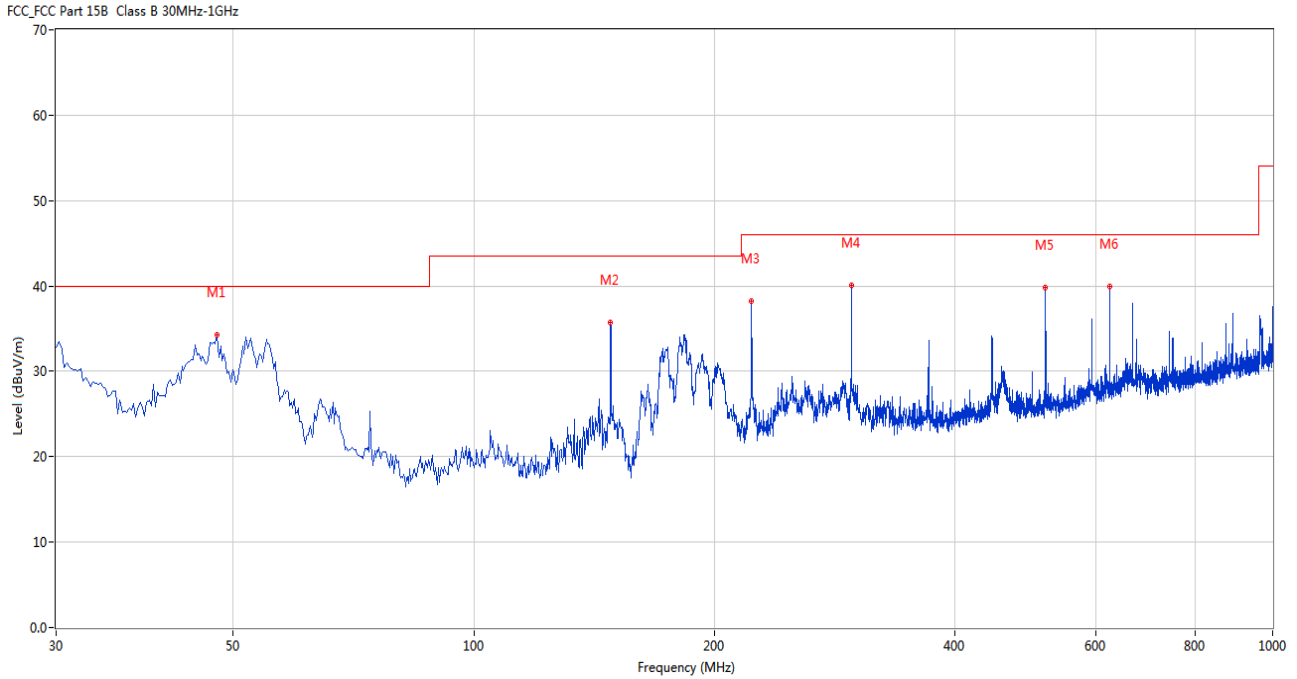
The report refers only to the sample tested and does not apply to the bulk.

This report is issued in confidence to the client and it will be strictly treated as such by the SHENZHEN TIMEWAY TESTING LABORATORIES. It may not be reproduced rather in its entirety or in part and it may not be used for advertising. The client to whom the report is issued may, however, show or send it, or a certified copy thereof prepared by the SHENZHEN TIMEWAY TESTING LABORATORIES, to his customer. Supplier or others persons directly concerned. SHENZHEN TIMEWAY TESTING LABORATORIES, will not, without the consent of the client enter into any discussion of correspondence with any third party concerning the contents of the report.

In the event of the improper use of the report. The SHENZHEN TIMEWAY TESTING LABORATORIES, reserves the rights to withdraw it and to adopt any other remedies which may be appropriate.



Test Figure



No.	Frequency (MHz)	Results (dBuV/m)	Factor (dB)	Limit (dBuV/m)	Margin (dB)	Detector	Table (Degree)	Height (cm)	Antenna	Verdict
1	47.698	34.25	-11.34	40.0	5.75	Peak	217.00	100	Vertical	Pass
2	148.310	35.69	-17.16	43.5	7.81	Peak	94.00	100	Vertical	Pass
3	222.739	38.25	-13.19	46.0	7.75	Peak	281.00	100	Vertical	Pass
4	296.926	40.10	-11.07	46.0	5.90	Peak	322.00	100	Vertical	Pass
5	519.728	39.87	-6.76	46.0	6.13	Peak	177.00	100	Vertical	Pass
6	624.946	40.00	-4.85	46.0	6.00	Peak	322.00	100	Vertical	Pass

The report refers only to the sample tested and does not apply to the bulk.

This report is issued in confidence to the client and it will be strictly treated as such by the SHENZHEN TIMEWAY TESTING LABORATORIES. It may not be reproduced rather in its entirety or in part and it may not be used for advertising. The client to whom the report is issued may, however, show or send it or a certified copy thereof prepared by the SHENZHEN TIMEWAY TESTING LABORATORIES to his customer. Supplier or others persons directly concerned. SHENZHEN TIMEWAY TESTING LABORATORIES will not, without the consent of the client enter into any discussion of correspondence with any third party concerning the contents of the report.

In the event of the improper use of the report. The SHENZHEN TIMEWAY TESTING LABORATORIES reserves the rights to withdraw it and to adopt any other remedies which may be appropriate.



Operation Mode: Keeping Transmitting under CH36 for 11g at 6Mbps

Frequency (MHz)	Level@3m (dB μ V/m)	Antenna Polarity	Limit@3m (dB μ V/m)
5180.00	92.16 (PK)	H	Fundamental Frequency
5180.00	85.10 (PK)	V	
10360	--	H	74(Peak)/ 54(AV)
10360	--	V	74(Peak)/ 54(AV)
15540	--	V	74(Peak)/ 54(AV)
20720	--	H/V	74(Peak)/ 54(AV)
25900	--	H/V	74(Peak)/ 54(AV)
31080	--	H/V	74(Peak) 54(AV)
36260	--	H/V	74(Peak)/ 54(AV)

- Note: 1. Level = Reading + AF + Cable - Preamp + Filter - Dist, Margin = Level - Limit
 2. Remark "---" means that the emissions level is too low to be measured
 3. For 802.11a mode 6Mbps

Operation Mode: Keeping Transmitting under CH40 for 11g at 6Mbps

Frequency (MHz)	Level@3m (dB μ V/m)	Antenna Polarity	Limit@3m (dB μ V/m)
5200.00	91.93 (PK)	H	Fundamental Frequency
5200.00	85.42 (PK)	V	
10400	--	H	74(Peak)/ 54(AV)
10400	--	V	74(Peak)/ 54(AV)
15600	--	V	74(Peak)/ 54(AV)
20800	--	H/V	74(Peak)/ 54(AV)
26000	--	H/V	74(Peak)/ 54(AV)
31200	--	H/V	74(Peak)/ 54(AV)
36400	--	H/V	74(Peak)/ 54(AV)

- Note: 1. Level = Reading + AF + Cable - Preamp + Filter - Dist, Margin = Level - Limit
 2. Remark "---" means that the emissions level is too low to be measured
 3. For 802.11a mode 6Mbps

The report refers only to the sample tested and does not apply to the bulk.
 This report is issued in confidence to the client and it will be strictly treated as such by the SHENZHEN TIMEWAY TESTING LABORATORIES. It may not be reproduced rather in its entirety or in part and it may not be used for advertising. The client to whom the report is issued may, however, show or send it, or a certified copy thereof prepared by the SHENZHEN TIMEWAY TESTING LABORATORIES, to his customer. Supplier or others persons directly concerned. SHENZHEN TIMEWAY TESTING LABORATORIES, will not, without the consent of the client enter into any discussion of correspondence with any third party concerning the contents of the report.
 In the event of the improper use of the report. The SHENZHEN TIMEWAY TESTING LABORATORIES, reserves the rights to withdraw it and to adopt any other remedies which may be appropriate.



Operation Mode: Keeping Transmitting under CH48 for 11g at 6Mbps

Frequency (MHz)	Level@3m (dB μ V/m)	Antenna Polarity	Limit@3m (dB μ V/m)
5240.00	94.54 (PK)	H	Fundamental Frequency
5240.00	85.34 (PK)	V	
10480	--	H	74(Peak)/ 54(AV)
10480	--	V	74(Peak)/ 54(AV)
15720	--	H/V	74(Peak)/ 54(AV)
20960	--	H/V	74(Peak)/ 54(AV)
26200	--	H/V	74(Peak)/ 54(AV)
31440	--	H/V	74(Peak)/ 54(AV)
36680	--	H/V	74(Peak)/ 54(AV)

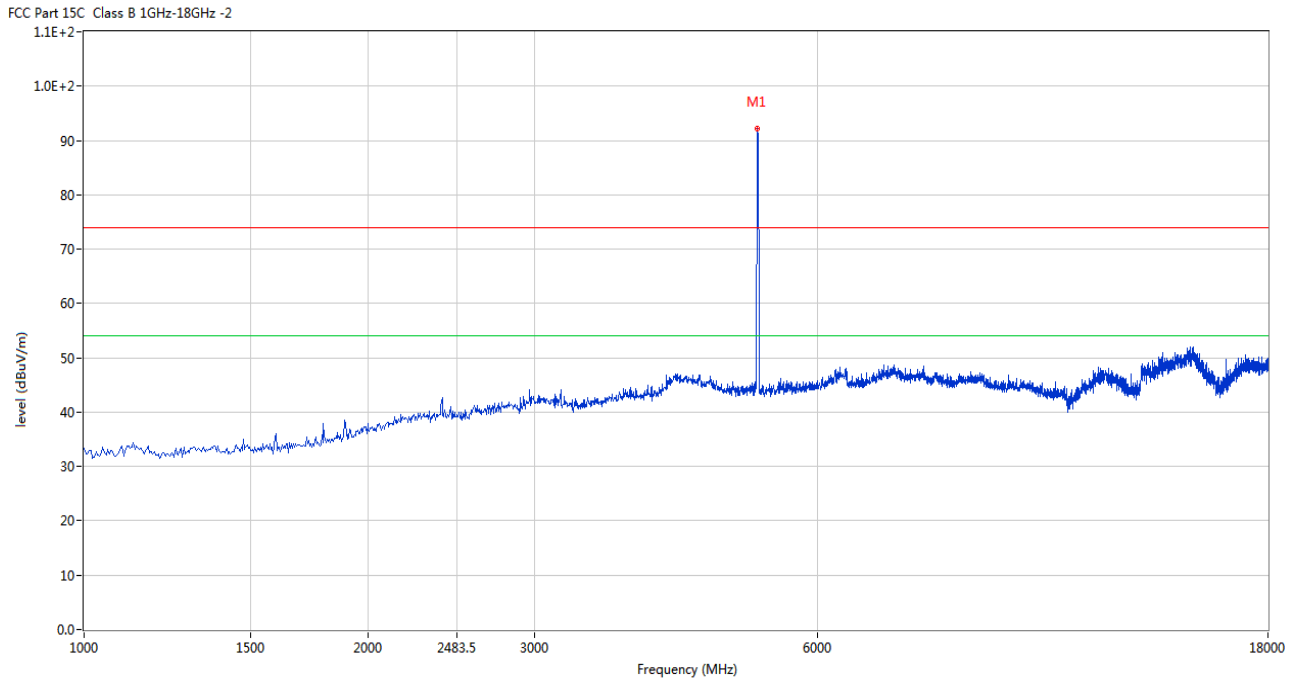
- Note: 1. Level = Reading + AF + Cable - Preamp + Filter - Dist, Margin = Level - Limit
 2. Remark “---” means that the emissions level is too low to be measured
 3. For 802.11a mode 6Mbps

The report refers only to the sample tested and does not apply to the bulk.
 This report is issued in confidence to the client and it will be strictly treated as such by the SHENZHEN TIMEWAY TESTING LABORATORIES. It may not be reproduced rather in its entirety or in part and it may not be used for advertising. The client to whom the report is issued may, however, show or send it . or a certified copy there of prepared by the SHENZHEN TIMEWAY TESTING LABORATORIES. to his customer. Supplier or others persons directly concerned. SHENZHEN TIMEWAY TESTING LABORATORIES. will not, without the consent of the client enter into any discussion of correspondence with any third party concerning the contents of the report.
 In the event of the improper use of the report. The SHENZHEN TIMEWAY TESTING LABORATORIES. reserves the rights to withdraw it and to adopt any other remedies which may be appropriate.

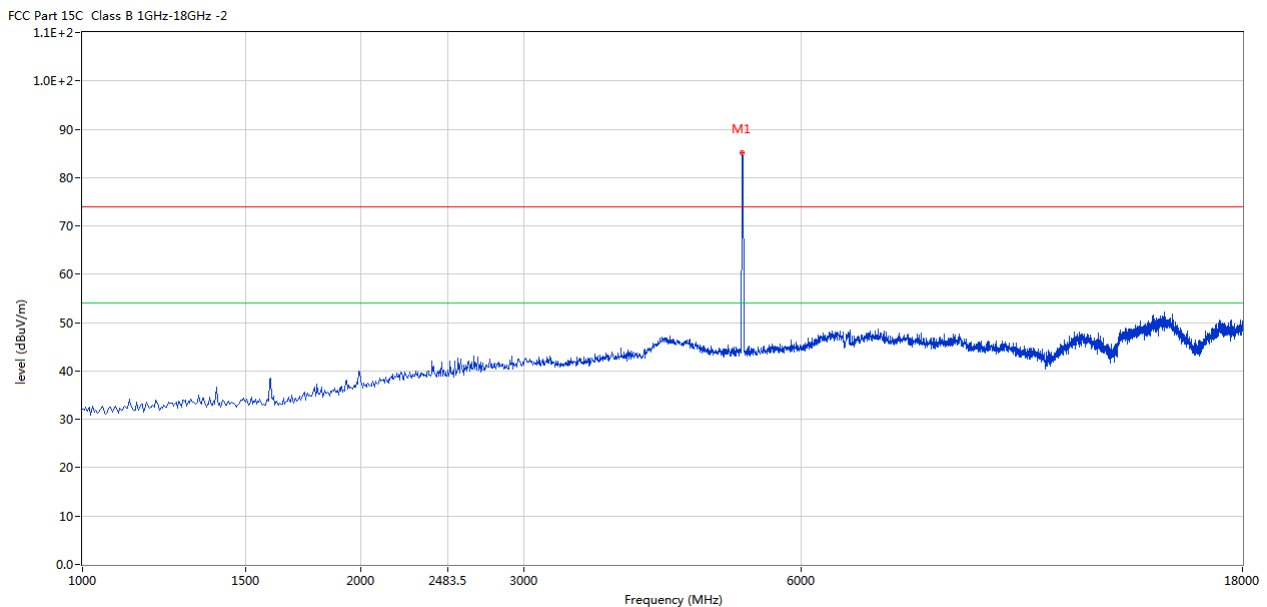


Please refer to the following test plots for details:

CH36 for 11a at 6Mbps: Horizontal



CH36 for 11a at 6Mbps: Vertical



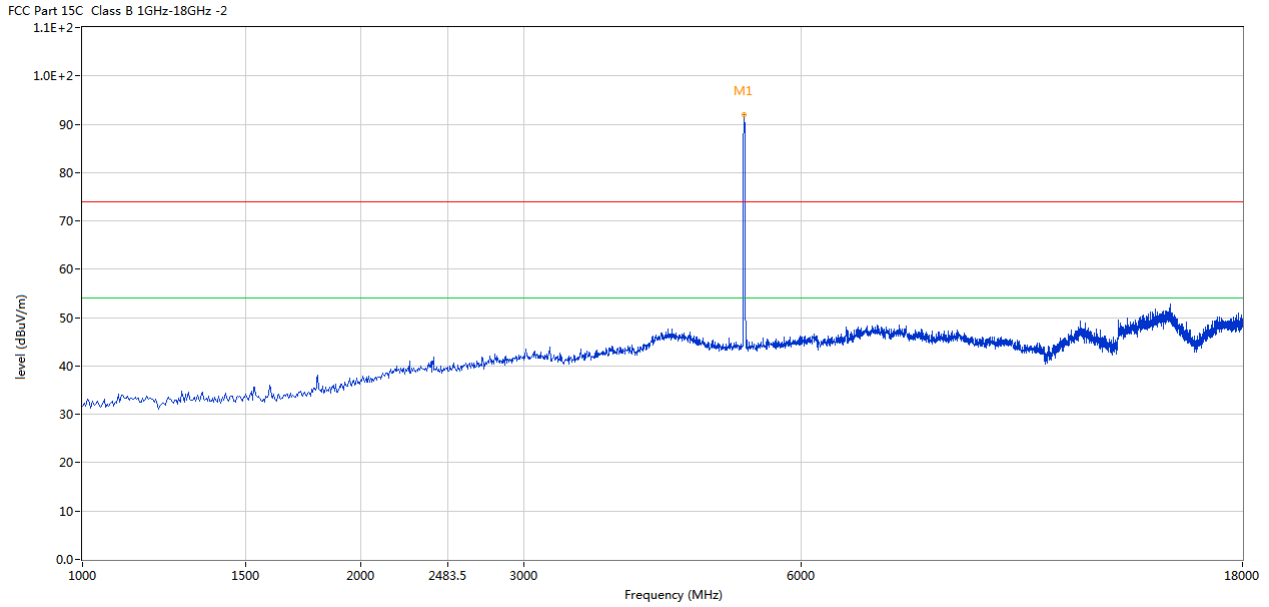
The report refers only to the sample tested and does not apply to the bulk.

This report is issued in confidence to the client and it will be strictly treated as such by the SHENZHEN TIMEWAY TESTING LABORATORIES. It may not be reproduced rather in its entirety or in part and it may not be used for advertising. The client to whom the report is issued may, however, show or send it, or a certified copy thereof prepared by the SHENZHEN TIMEWAY TESTING LABORATORIES, to his customer. Supplier or others persons directly concerned. SHENZHEN TIMEWAY TESTING LABORATORIES, will not, without the consent of the client enter into any discussion of correspondence with any third party concerning the contents of the report.

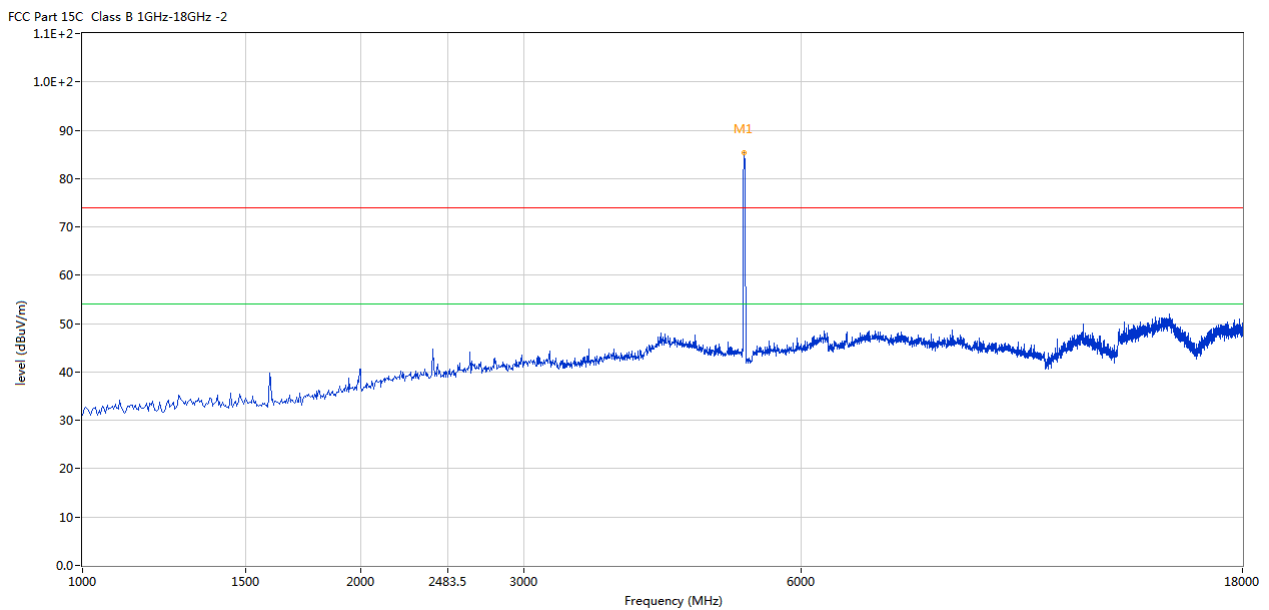
In the event of the improper use of the report. The SHENZHEN TIMEWAY TESTING LABORATORIES, reserves the rights to withdraw it and to adopt any other remedies which may be appropriate.



CH40 for 11a at 6Mbps: Vertical



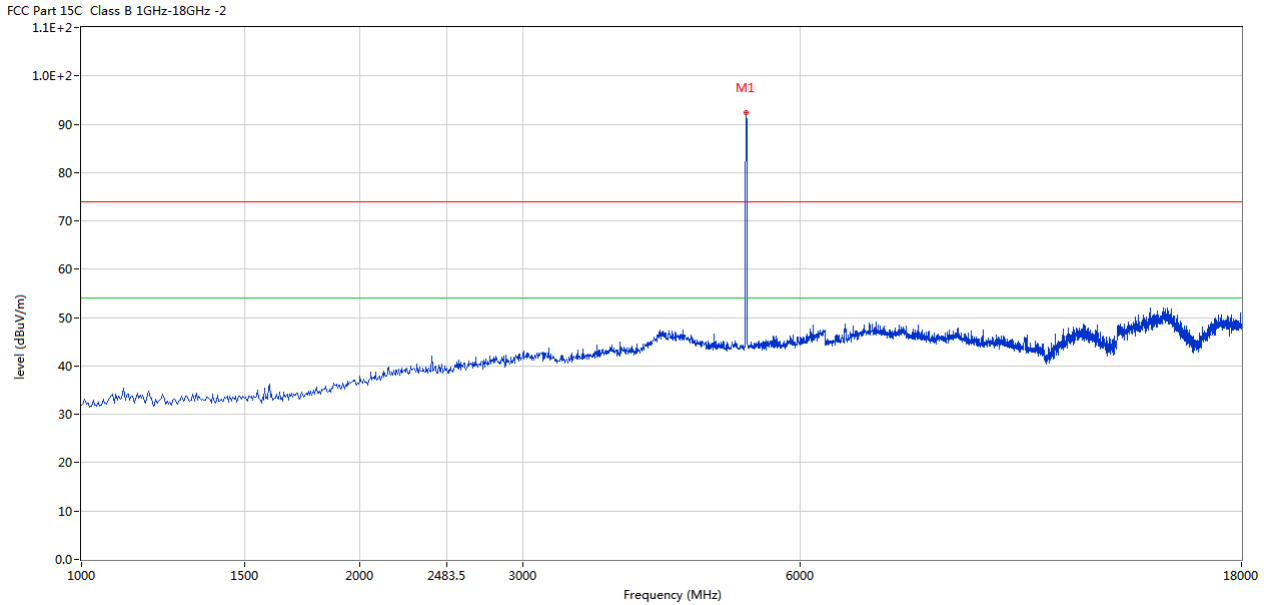
CH40 for 11a at 6Mbps: Horizontal



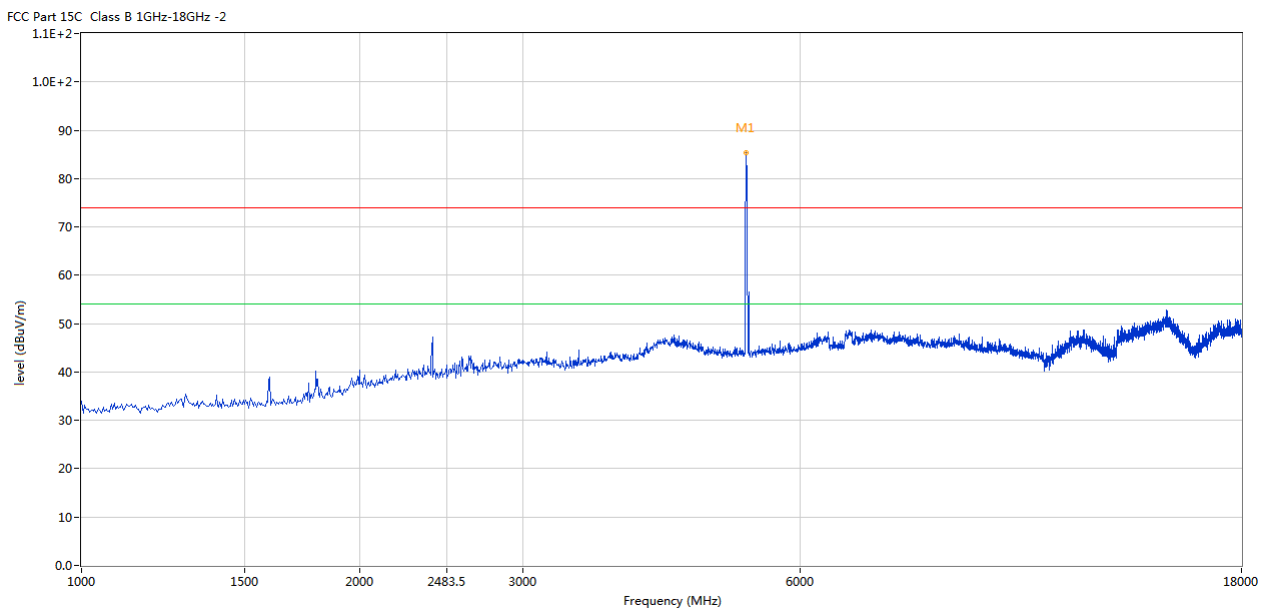
The report refers only to the sample tested and does not apply to the bulk.
This report is issued in confidence to the client and it will be strictly treated as such by the SHENZHEN TIMEWAY TESTING LABORATORIES. It may not be reproduced rather in its entirety or in part and it may not be used for advertising. The client to whom the report is issued may, however, show or send it . or a certified copy there of prepared by the SHENZHEN TIMEWAY TESTING LABORATORIES. to his customer. Supplier or others persons directly concerned. SHENZHEN TIMEWAY TESTING LABORATORIES. will not, without the consent of the client enter into any discussion of correspondence with any third party concerning the contents of the report.
In the event of the improper use of the report. The SHENZHEN TIMEWAY TESTING LABORATORIES. reserves the rights to withdraw it and to adopt any other remedies which may be appropriate.



CH48 for 11a at 6Mbps: Vertical



CH48 for 11g at 6Mbps: Horizontal



- Note: 1. For radiated Emissions from 18-40GHz and below 30MHz, it is only the floor noise.
2. 802.11a is the worst case.

The report refers only to the sample tested and does not apply to the bulk.

This report is issued in confidence to the client and it will be strictly treated as such by the SHENZHEN TIMEWAY TESTING LABORATORIES. It may not be reproduced rather in its entirety or in part and it may not be used for adverting. The client to whom the report is issued may, however, show or send it . or a certified copy there of prepared by the SHENZHEN TIMEWAY TESTING LABORATORIES. to his customer. Supplier or others persons directly concerned. SHENZHEN TIMEWAY TESTING LABORATORIES. will not, without the consent of the client enter into any discussion of correspondence with any third party concerning the contents of the report.

In the event of the improper use of the report. The SHENZHEN TIMEWAY TESTING LABORATORIES. reserves the rights to withdraw it and to adopt any other remedies which may be appropriate.



Restricted band Measurement			
EUT	Commercial Kiosk Tablet		Test Mode: Channel 36 (5180MHz)-11a
Mode	Keeping Transmitting		Input Voltage 120V~
Temperature	24 deg. C,		Humidity 56% RH
Test Result:	Pass		Detector PK
5150	PK (dBμV/m)	45.5(PK)	Limit -27dBm/MHz
	EIRP (dBm)	-49.7	
Polarity	Horizontal		--

Remark: 1. According to KDB 789033 D02 General UNII Test Procedures New Rules v01 section G) d) (ii), for measurement above 1000MHz@3m distance, the limit of EIRP is calculated as follows:

$$EIRP[dBm] = E[dB\mu V/m] - 95.2$$

For Example, if $E[dB\mu V/m] = 45.5 dB\mu V/m$,

$$EIRP[dBm] = E[dB\mu V/m] - 95.2 = 45.5 - 95.2 = -49.7 dBm$$

2. RBW=1MHz, VBW=3MHz

Restricted band Measurement			
EUT	Commercial Kiosk Tablet		Test Mode: Channel 36 (5180MHz)-11a
Mode	Keeping Transmitting		Input Voltage 120V~
Temperature	24 deg. C,		Humidity 56% RH
Test Result:	Pass		Detector PK
5150	PK (dBμV/m)	44.2(PK)	Limit -27dBm/MHz
	EIRP (dBm)	-51.0	
Polarity	Vertical		--

Remark: 1. According to KDB 789033 D02 General UNII Test Procedures New Rules v01 section G) d) (ii), for measurement above 1000MHz@3m distance, the limit of EIRP is calculated as follows:

$$EIRP[dBm] = E[dB\mu V/m] - 95.2$$

For Example, if $E[dB\mu V/m] = 44.2 dB\mu V/m$,

$$EIRP[dBm] = E[dB\mu V/m] - 95.2 = 44.2 - 95.2 = -51.0 dBm$$

2. RBW=1MHz, VBW=3MHz

The report refers only to the sample tested and does not apply to the bulk.
 This report is issued in confidence to the client and it will be strictly treated as such by the SHENZHEN TIMEWAY TESTING LABORATORIES. It may not be reproduced rather in its entirety or in part and it may not be used for advertising. The client to whom the report is issued may, however, show or send it . or a certified copy there of prepared by the SHENZHEN TIMEWAY TESTING LABORATORIES. to his customer. Supplier or others persons directly concerned. SHENZHEN TIMEWAY TESTING LABORATORIES. will not, without the consent of the client enter into any discussion of correspondence with any third party concerning the contents of the report.
 In the event of the improper use of the report. The SHENZHEN TIMEWAY TESTING LABORATORIES. reserves the rights to withdraw it and to adopt any other remedies which may be appropriate.



Restricted band Measurement			
EUT	Commercial Kiosk Tablet		Test Mode: Channel 48 (5240MHz)-11a
Mode	Keeping Transmitting		Input Voltage 120V~
Temperature	24 deg. C,		Humidity 56% RH
Test Result:	Pass		Detector PK
5250	PK (dBμV/m)	50.3 (PK)	Limit -27dBm/MHz
	EIRP (dBm)	-44.9	
Polarity	Horizontal		

Remark: 1. According to KDB 789033 D02 General UNII Test Procedures New Rules v01 section G) d) (ii), for measurement above 1000MHz@3m distance, the limit of EIRP is calculated as follows:

$$EIRP[dBm] = E[dB\mu V/m] - 95.2$$

For Example, if $E[dB\mu V/m] = 50.3dB\mu V/m$,

$$EIRP[dBm] = E[dB\mu V/m] - 95.2 = 50.3 - 95.2 = -44.9dBm$$

2. RBW=1MHz, VBW=3MHz

Restricted band Measurement			
EUT	Commercial Kiosk Tablet		Test Mode: Channel 48 (5240MHz)-11a
Mode	Keeping Transmitting		Input Voltage 120V~
Temperature	24 deg. C,		Humidity 56% RH
Test Result:	Pass		Detector PK
5250	PK (dBμV/m)	44.4(PK)	Limit -27dBm/MHz
	EIRP (dBm)	-50.8	
Polarity	Vertical		--

Remark: 1. According to KDB 789033 D02 General UNII Test Procedures New Rules v01 section G) d) (ii), for measurement above 1000MHz@3m distance, the limit of EIRP is calculated as follows:

$$EIRP[dBm] = E[dB\mu V/m] - 95.2$$

For Example, if $E[dB\mu V/m] = 44.4dB\mu V/m$,

$$EIRP[dBm] = E[dB\mu V/m] - 95.2 = 44.4 - 95.2 = -50.8dBm$$

2. RBW=1MHz, VBW=3MHz

The report refers only to the sample tested and does not apply to the bulk.

This report is issued in confidence to the client and it will be strictly treated as such by the SHENZHEN TIMEWAY TESTING LABORATORIES. It may not be reproduced rather in its entirety or in part and it may not be used for advertising. The client to whom the report is issued may, however, show or send it . or a certified copy there of prepared by the SHENZHEN TIMEWAY TESTING LABORATORIES. to his customer. Supplier or others persons directly concerned. SHENZHEN TIMEWAY TESTING LABORATORIES. will not, without the consent of the client enter into any discussion of correspondence with any third party concerning the contents of the report.

In the event of the improper use of the report. The SHENZHEN TIMEWAY TESTING LABORATORIES. reserves the rights to withdraw it and to adopt any other remedies which may be appropriate.



Restricted band Measurement			
EUT	Commercial Kiosk Tablet		Test Mode: Channel 36 (5180MHz)-11n/HT20
Mode	Keeping Transmitting		Input Voltage 120V~
Temperature	24 deg. C,		Humidity 56% RH
Test Result:	Pass		Detector PK
5150	PK (dBμV/m)	46.2(PK)	Limit -27dBm/MHz
	EIRP (dBm)	-49.0	
Polarity	Horizontal		--

Remark: 1. According to KDB 789033 D02 General UNII Test Procedures New Rules v01 section G) d) (ii), for measurement above 1000MHz@3m distance, the limit of EIRP is calculated as follows:

$$EIRP[dBm] = E[dB\mu V/m] - 95.2$$

For Example, if $E[dB\mu V/m] = 46.2dB\mu V/m$,

$$EIRP[dBm] = E[dB\mu V/m] - 95.2 = 46.2 - 95.2 = -49.0dBm$$

2. RBW=1MHz, VBW=3MHz

Restricted band Measurement			
EUT	Commercial Kiosk Tablet		Test Mode: Channel 36 (5180MHz)-11n/HT20
Mode	Keeping Transmitting		Input Voltage 120V~
Temperature	24 deg. C,		Humidity 56% RH
Test Result:	Pass		Detector PK
5150	PK (dBμV/m)	44.6(PK)	Limit -27dBm/MHz
	EIRP (dBm)	-50.6	
Polarity	Vertical		--

Remark: 1. According to KDB 789033 D02 General UNII Test Procedures New Rules v01 section G) d) (ii), for measurement above 1000MHz@3m distance, the limit of EIRP is calculated as follows:

$$EIRP[dBm] = E[dB\mu V/m] - 95.2$$

For Example, if $E[dB\mu V/m] = 44.6dB\mu V/m$,

$$EIRP[dBm] = E[dB\mu V/m] - 95.2 = 44.6 - 95.2 = -50.6dBm$$

2. RBW=1MHz, VBW=3MHz

The report refers only to the sample tested and does not apply to the bulk.

This report is issued in confidence to the client and it will be strictly treated as such by the SHENZHEN TIMEWAY TESTING LABORATORIES. It may not be reproduced rather in its entirety or in part and it may not be used for advertising. The client to whom the report is issued may, however, show or send it . or a certified copy there of prepared by the SHENZHEN TIMEWAY TESTING LABORATORIES. to his customer. Supplier or others persons directly concerned. SHENZHEN TIMEWAY TESTING LABORATORIES. will not, without the consent of the client enter into any discussion of correspondence with any third party concerning the contents of the report.

In the event of the improper use of the report. The SHENZHEN TIMEWAY TESTING LABORATORIES. reserves the rights to withdraw it and to adopt any other remedies which may be appropriate.



Restricted band Measurement			
EUT	Commercial Kiosk Tablet		Test Mode: Channel 48 (5240MHz)-11n/HT20
Mode	Keeping Transmitting		Input Voltage 120V~
Temperature	24 deg. C,		Humidity 56% RH
Test Result:	Pass		Detector PK
5250	PK (dBμV/m)	50.4(PK)	Limit -27dBm/MHz
	EIRP (dBm)	-44.8	
Polarity	Horizontal		

Remark: 1. According to KDB 789033 D02 General UNII Test Procedures New Rules v01 section G) d) (ii), for measurement above 1000MHz@3m distance, the limit of EIRP is calculated as follows:

$$EIRP[dBm] = E[dB\mu V/m] - 95.2$$

For Example, if $E[dB\mu V/m] = 50.4dB\mu V/m$,

$$EIRP[dBm] = E[dB\mu V/m] - 95.2 = 50.4 - 95.2 = -44.8dBm$$

2. RBW=1MHz, VBW=3MHz

Restricted band Measurement			
EUT	Commercial Kiosk Tablet		Test Mode: Channel 48 (5240MHz)-11n/HT20
Mode	Keeping Transmitting		Input Voltage 120V~
Temperature	24 deg. C,		Humidity 56% RH
Test Result:	Pass		Detector PK
5250	PK (dBμV/m)	47.4(PK)	Limit -27dBm/MHz
	EIRP (dBm)	-47.8	
Polarity	Vertical		--

Remark: 1. According to KDB 789033 D02 General UNII Test Procedures New Rules v01 section G) d) (ii), for measurement above 1000MHz@3m distance, the limit of EIRP is calculated as follows:

$$EIRP[dBm] = E[dB\mu V/m] - 95.2$$

For Example, if $E[dB\mu V/m] = 47.4dB\mu V/m$,

$$EIRP[dBm] = E[dB\mu V/m] - 95.2 = 47.4 - 95.2 = -47.8dBm$$

2. RBW=1MHz, VBW=3MHz

The report refers only to the sample tested and does not apply to the bulk.

This report is issued in confidence to the client and it will be strictly treated as such by the SHENZHEN TIMEWAY TESTING LABORATORIES. It may not be reproduced rather in its entirety or in part and it may not be used for advertising. The client to whom the report is issued may, however, show or send it . or a certified copy thereof prepared by the SHENZHEN TIMEWAY TESTING LABORATORIES. to his customer. Supplier or others persons directly concerned. SHENZHEN TIMEWAY TESTING LABORATORIES. will not, without the consent of the client enter into any discussion of correspondence with any third party concerning the contents of the report.

In the event of the improper use of the report. The SHENZHEN TIMEWAY TESTING LABORATORIES. reserves the rights to withdraw it and to adopt any other remedies which may be appropriate.



Restricted band Measurement			
EUT	Commercial Kiosk Tablet		Test Mode: Channel 38 (5190MHz)-11n/HT40
Mode	Keeping Transmitting		Input Voltage 120V~
Temperature	24 deg. C,		Humidity 56% RH
Test Result:	Pass		Detector PK
5150	PK (dBμV/m)	47.1(PK)	Limit -27dBm/MHz
	EIRP (dBm)	-48.1	
Polarity	Horizontal		--

Remark: 1. According to KDB 789033 D02 General UNII Test Procedures New Rules v01 section G) d) (ii), for measurement above 1000MHz@3m distance, the limit of EIRP is calculated as follows:

$$EIRP[dBm] = E[dB\mu V/m] - 95.2$$

For Example, if $E[dB\mu V/m] = 47.1dB\mu V/m$,

$$EIRP[dBm] = E[dB\mu V/m] - 95.2 = 47.1 - 95.2 = -48.1dBm$$

2. RBW=1MHz, VBW=3MHz

Restricted band Measurement			
EUT	Commercial Kiosk Tablet		Test Mode: Channel 38 (5190MHz)-11n/HT40
Mode	Keeping Transmitting		Input Voltage 120V~
Temperature	24 deg. C,		Humidity 56% RH
Test Result:	Pass		Detector PK
5150	PK (dBμV/m)	45.3 (PK)	Limit -27dBm/MHz
	EIRP (dBm)	-49.9	
Polarity	Vertical		--

Remark: 1. According to KDB 789033 D02 General UNII Test Procedures New Rules v01 section G) d) (ii), for measurement above 1000MHz@3m distance, the limit of EIRP is calculated as follows:

$$EIRP[dBm] = E[dB\mu V/m] - 95.2$$

For Example, if $E[dB\mu V/m] = 45.3dB\mu V/m$,

$$EIRP[dBm] = E[dB\mu V/m] - 95.2 = 45.3 - 95.2 = -49.9dBm$$

2. RBW=1MHz, VBW=3MHz

The report refers only to the sample tested and does not apply to the bulk.

This report is issued in confidence to the client and it will be strictly treated as such by the SHENZHEN TIMEWAY TESTING LABORATORIES. It may not be reproduced rather in its entirety or in part and it may not be used for advertising. The client to whom the report is issued may, however, show or send it . or a certified copy there of prepared by the SHENZHEN TIMEWAY TESTING LABORATORIES. to his customer. Supplier or others persons directly concerned. SHENZHEN TIMEWAY TESTING LABORATORIES. will not, without the consent of the client enter into any discussion of correspondence with any third party concerning the contents of the report.

In the event of the improper use of the report. The SHENZHEN TIMEWAY TESTING LABORATORIES. reserves the rights to withdraw it and to adopt any other remedies which may be appropriate.



Restricted band Measurement			
EUT	Commercial Kiosk Tablet		Test Mode: Channel 46 (5230MHz)-11n/HT40
Mode	Keeping Transmitting		Input Voltage 120V~
Temperature	24 deg. C,		Humidity 56% RH
Test Result:	Pass		Detector PK
5250	PK (dBμV/m)	50.9(PK)	Limit -27dBm/MHz
	EIRP (dBm)	-44.3	
Polarity	Horizontal		

Remark: 1. According to KDB 789033 D02 General UNII Test Procedures New Rules v01 section G) d) (ii), for measurement above 1000MHz@3m distance, the limit of EIRP is calculated as follows:

$$EIRP[dBm] = E[dB\mu V/m] - 95.2$$

For Example, if $E[dB\mu V/m] = 50.9dB\mu V/m$,

$$EIRP[dBm] = E[dB\mu V/m] - 95.2 = 50.9 - 95.2 = -44.3dBm$$

2. RBW=1MHz, VBW=3MHz

Restricted band Measurement			
EUT	Commercial Kiosk Tablet		Test Mode: Channel 46 (5230MHz)-11n/HT40
Mode	Keeping Transmitting		Input Voltage 120V~
Temperature	24 deg. C,		Humidity 56% RH
Test Result:	Pass		Detector PK
5250	PK (dBμV/m)	48.4(PK)	Limit -27dBm/MHz
	EIRP (dBm)	-46.8	
Polarity	Vertical		--

Remark: 1. According to KDB 789033 D02 General UNII Test Procedures New Rules v01 section G) d) (ii), for measurement above 1000MHz@3m distance, the limit of EIRP is calculated as follows:

$$EIRP[dBm] = E[dB\mu V/m] - 95.2$$

For Example, if $E[dB\mu V/m] = 48.4dB\mu V/m$,

$$EIRP[dBm] = E[dB\mu V/m] - 95.2 = 48.4 - 95.2 = -46.8dBm$$

2. RBW=1MHz, VBW=3MHz

The report refers only to the sample tested and does not apply to the bulk.

This report is issued in confidence to the client and it will be strictly treated as such by the SHENZHEN TIMEWAY TESTING LABORATORIES. It may not be reproduced rather in its entirety or in part and it may not be used for advertising. The client to whom the report is issued may, however, show or send it . or a certified copy there of prepared by the SHENZHEN TIMEWAY TESTING LABORATORIES. to his customer. Supplier or others persons directly concerned. SHENZHEN TIMEWAY TESTING LABORATORIES. will not, without the consent of the client enter into any discussion of correspondence with any third party concerning the contents of the report.

In the event of the improper use of the report. The SHENZHEN TIMEWAY TESTING LABORATORIES. reserves the rights to withdraw it and to adopt any other remedies which may be appropriate.



Restricted band Measurement			
EUT	Commercial Kiosk Tablet		Test Mode: Channel 42 (5210MHz)-11ac/VHT80
Mode	Keeping Transmitting		Input Voltage 120V~
Temperature	24 deg. C,		Humidity 56% RH
Test Result:	Pass		Detector PK
5150	PK (dBμV/m)	50.2 (PK)	Limit -27dBm/MHz
	EIRP (dBm)	-45.0	
Polarity	Horizontal		--

Remark: 1. According to KDB 789033 D02 General UNII Test Procedures New Rules v01 section G) d) (ii), for measurement above 1000MHz@3m distance, the limit of EIRP is calculated as follows:

$$EIRP[dBm] = E[dB\mu V/m] - 95.2$$

For Example, if $E[dB\mu V/m] = 50.2dB\mu V/m$,

$$EIRP[dBm] = E[dB\mu V/m] - 95.2 = 50.2 - 95.2 = -45.0dBm$$

2. RBW=1MHz, VBW=3MHz

Restricted band Measurement			
EUT	Commercial Kiosk Tablet		Test Mode: Channel 42 (5210MHz)- 11ac/VHT80
Mode	Keeping Transmitting		Input Voltage 120V~
Temperature	24 deg. C,		Humidity 56% RH
Test Result:	Pass		Detector PK
5150	PK (dBμV/m)	48.4(PK)	Limit -27dBm/MHz
	EIRP (dBm)	-46.8	
Polarity	Vertical		--

Remark: 1. According to KDB 789033 D02 General UNII Test Procedures New Rules v01 section G) d) (ii), for measurement above 1000MHz@3m distance, the limit of EIRP is calculated as follows:

$$EIRP[dBm] = E[dB\mu V/m] - 95.2$$

For Example, if $E[dB\mu V/m] = 48.4dB\mu V/m$,

$$EIRP[dBm] = E[dB\mu V/m] - 95.2 = 48.4 - 95.2 = -46.8dBm$$

2. RBW=1MHz, VBW=3MHz

The report refers only to the sample tested and does not apply to the bulk.

This report is issued in confidence to the client and it will be strictly treated as such by the SHENZHEN TIMEWAY TESTING LABORATORIES. It may not be reproduced rather in its entirety or in part and it may not be used for advertising. The client to whom the report is issued may, however, show or send it . or a certified copy there of prepared by the SHENZHEN TIMEWAY TESTING LABORATORIES. to his customer. Supplier or others persons directly concerned. SHENZHEN TIMEWAY TESTING LABORATORIES. will not, without the consent of the client enter into any discussion of correspondence with any third party concerning the contents of the report.

In the event of the improper use of the report. The SHENZHEN TIMEWAY TESTING LABORATORIES. reserves the rights to withdraw it and to adopt any other remedies which may be appropriate.



Restricted band Measurement			
EUT	Commercial Kiosk Tablet		Test Mode: Channel 42 (5210MHz)-11ac/VHT80
Mode	Keeping Transmitting		Input Voltage 120V~
Temperature	24 deg. C,		Humidity 56% RH
Test Result:	Pass		Detector PK
5250	PK (dBμV/m)	51.3(PK)	Limit -27dBm/MHz
	EIRP (dBm)	-43.9	
Polarity	Horizontal		--

Remark: 1. According to KDB 789033 D02 General UNII Test Procedures New Rules v01 section G) d) (ii), for measurement above 1000MHz@3m distance, the limit of EIRP is calculated as follows:

$$EIRP[dBm] = E[dB\mu V/m] - 95.2$$

For Example, if $E[dB\mu V/m] = 51.3dB\mu V/m$,

$$EIRP[dBm] = E[dB\mu V/m] - 95.2 = 51.3 - 95.2 = -43.9dBm$$

2. RBW=1MHz, VBW=3MHz

Restricted band Measurement			
EUT	Commercial Kiosk Tablet		Test Mode: Channel 42 (5210MHz)- 11ac/VHT80
Mode	Keeping Transmitting		Input Voltage 120V~
Temperature	24 deg. C,		Humidity 56% RH
Test Result:	Pass		Detector PK
5250	PK (dBμV/m)	49.6(PK)	Limit -27dBm/MHz
	EIRP (dBm)	-45.6	
Polarity	Vertical		--

Remark: 1. According to KDB 789033 D02 General UNII Test Procedures New Rules v01 section G) d) (ii), for measurement above 1000MHz@3m distance, the limit of EIRP is calculated as follows:

$$EIRP[dBm] = E[dB\mu V/m] - 95.2$$

For Example, if $E[dB\mu V/m] = 49.6dB\mu V/m$,

$$EIRP[dBm] = E[dB\mu V/m] - 95.2 = 49.6 - 95.2 = -45.6dBm$$

2. RBW=1MHz, VBW=3MHz

The report refers only to the sample tested and does not apply to the bulk.

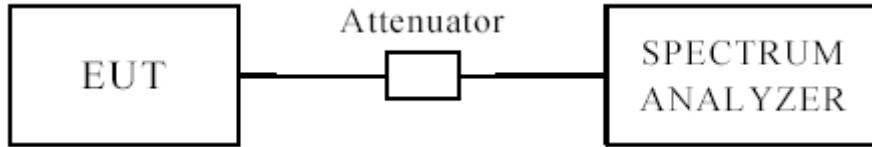
This report is issued in confidence to the client and it will be strictly treated as such by the SHENZHEN TIMEWAY TESTING LABORATORIES. It may not be reproduced rather in its entirety or in part and it may not be used for advertising. The client to whom the report is issued may, however, show or send it . or a certified copy there of prepared by the SHENZHEN TIMEWAY TESTING LABORATORIES. to his customer. Supplier or others persons directly concerned. SHENZHEN TIMEWAY TESTING LABORATORIES. will not, without the consent of the client enter into any discussion of correspondence with any third party concerning the contents of the report.

In the event of the improper use of the report. The SHENZHEN TIMEWAY TESTING LABORATORIES. reserves the rights to withdraw it and to adopt any other remedies which may be appropriate.



7.0 Emission Bandwidth

7.1 Test Setup



7.3 Test Procedure for Emission Bandwidth

1. Set RBW = approximately 1% of the emission bandwidth.
2. Set VBW > RBW
3. Detector = Peak.
4. Trace mode = max hold.
5. Sweep = auto couple.
6. Allow the trace to stabilize.
7. Measure the maximum width of the emission that is 26 dB down from the maximum of the emission. Compare this with the RBW setting of the analyzer. Readjust RBW and repeat measurement as needed until the RBW/EBW ratio is approximately 1%.

7.4 Test Procedure for Minimum Bandwidth for the Band 5725-5850MHz

1. Set RBW = 100 kHz.
2. Set $VBW \geq 3 \times RBW$.
3. Detector = Peak.
4. Trace mode = max hold.
5. Sweep = auto couple.
6. Allow the trace to stabilize.
7. Measure the maximum width of the emission that is constrained by the frequencies associated with the two outermost amplitude points (upper and lower frequencies) that are attenuated by 6 dB relative to the maximum level measured in the fundamental emission.

7.5 Test Procedure for 99% Bandwidth

1. Set center frequency to the nominal EUT channel center frequency
2. Set span = 1.5 times to 5.0 times OBW
3. Set RBW = 1% TO 5% of the OBW
4. Set $VBW \geq 3 \times RBW$
5. Video averaging is not permitted. Where practical, a sample detection and single sweep mode shall be used. Other, peak detection and max mode (until trace stabilizes) shall be used.
6. Use the 99% power bandwidth function of the instrument

The report refers only to the sample tested and does not apply to the bulk.

This report is issued in confidence to the client and it will be strictly treated as such by the SHENZHEN TIMEWAY TESTING LABORATORIES. It may not be reproduced rather in its entirety or in part and it may not be used for advertising. The client to whom the report is issued may, however, show or send it, or a certified copy thereof prepared by the SHENZHEN TIMEWAY TESTING LABORATORIES, to his customer. Supplier or others persons directly concerned. SHENZHEN TIMEWAY TESTING LABORATORIES, will not, without the consent of the client enter into any discussion of correspondence with any third party concerning the contents of the report.

In the event of the improper use of the report. The SHENZHEN TIMEWAY TESTING LABORATORIES, reserves the rights to withdraw it and to adopt any other remedies which may be appropriate.



7.6 Test Result

EUT		Commercial Kiosk Tablet		Model	ALU210
Mode		802.11a		Input Voltage	120V~
Temperature		24 deg. C,		Humidity	56% RH
Channel	Channel Frequency (MHz)	Data Transfer Rate (Mbps)	Bandwidth (MHz)	Minimum Limit (MHz)	Pass/ Fail
26dB Bandwidth					
36	5180	6	22.73	--	Pass
40	5200	6	22.67	--	Pass
48	5240	6	22.55	--	Pass
99% Bandwidth					
36	5180	6	16.89	--	Pass
40	5200	6	16.95	--	Pass
48	5240	6	16.89	--	Pass

Note: Two antennas (Ant 0 and Ant 1) were tested and only the worst case was recorded in the test report. Ant 0 was the worst case.

The report refers only to the sample tested and does not apply to the bulk.
 This report is issued in confidence to the client and it will be strictly treated as such by the SHENZHEN TIMEWAY TESTING LABORATORIES. It may not be reproduced in its entirety or in part and it may not be used for advertising. The client to whom the report is issued may, however, show or send it, or a certified copy thereof prepared by the SHENZHEN TIMEWAY TESTING LABORATORIES, to his customer. Supplier or others persons directly concerned. SHENZHEN TIMEWAY TESTING LABORATORIES, will not, without the consent of the client enter into any discussion of correspondence with any third party concerning the contents of the report.
 In the event of the improper use of the report. The SHENZHEN TIMEWAY TESTING LABORATORIES, reserves the rights to withdraw it and to adopt any other remedies which may be appropriate.

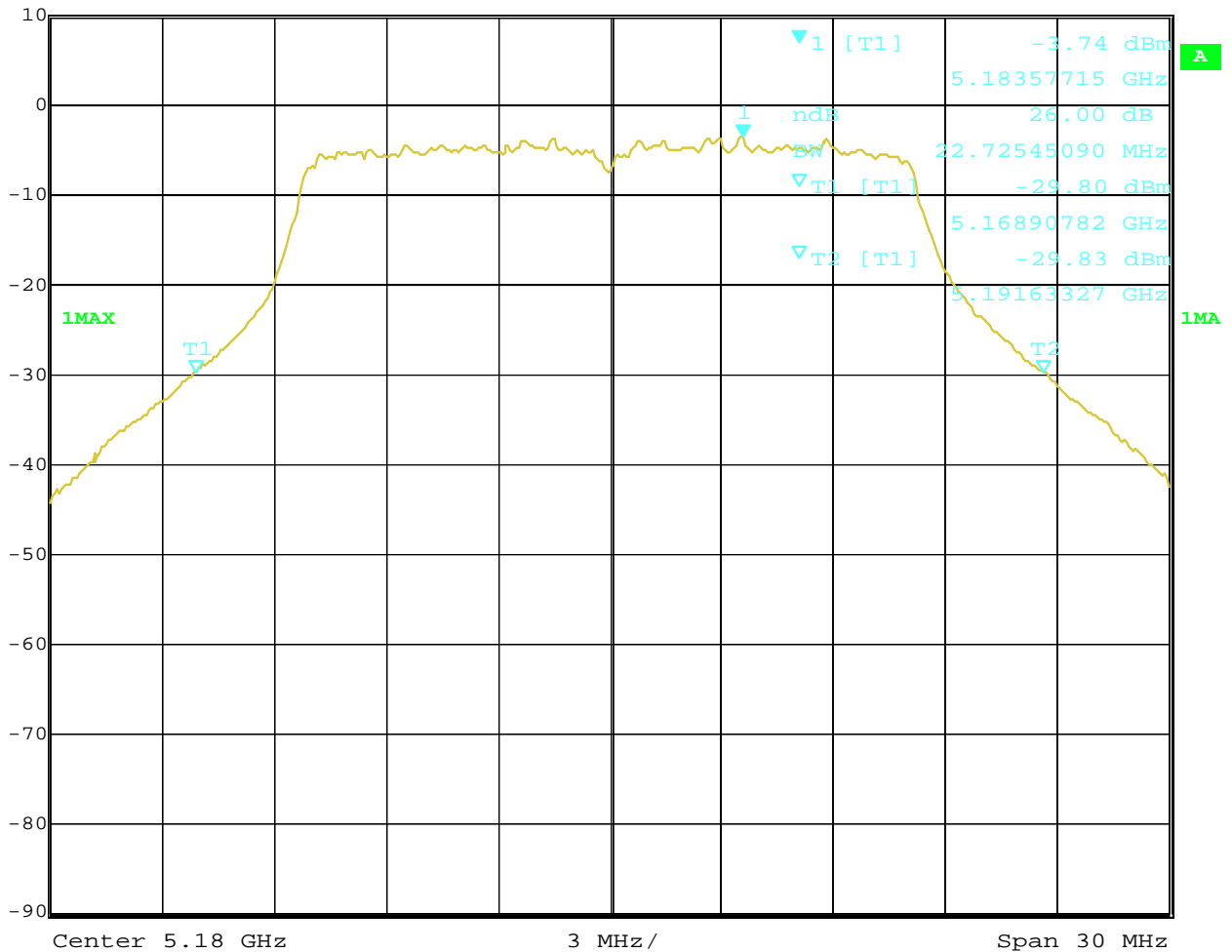


Test Figure:

26dB Bandwidth

Channel 36

	Ref Lvl	10 dBm	Marker 1 [T1 ndB]	ndB	26.00 dB	RBW	300 kHz	RF Att	20 dB
			BW	22.72545090 MHz	SWT	5 ms	Unit	dBm	



Date: 3.APR.2024 16:53:48

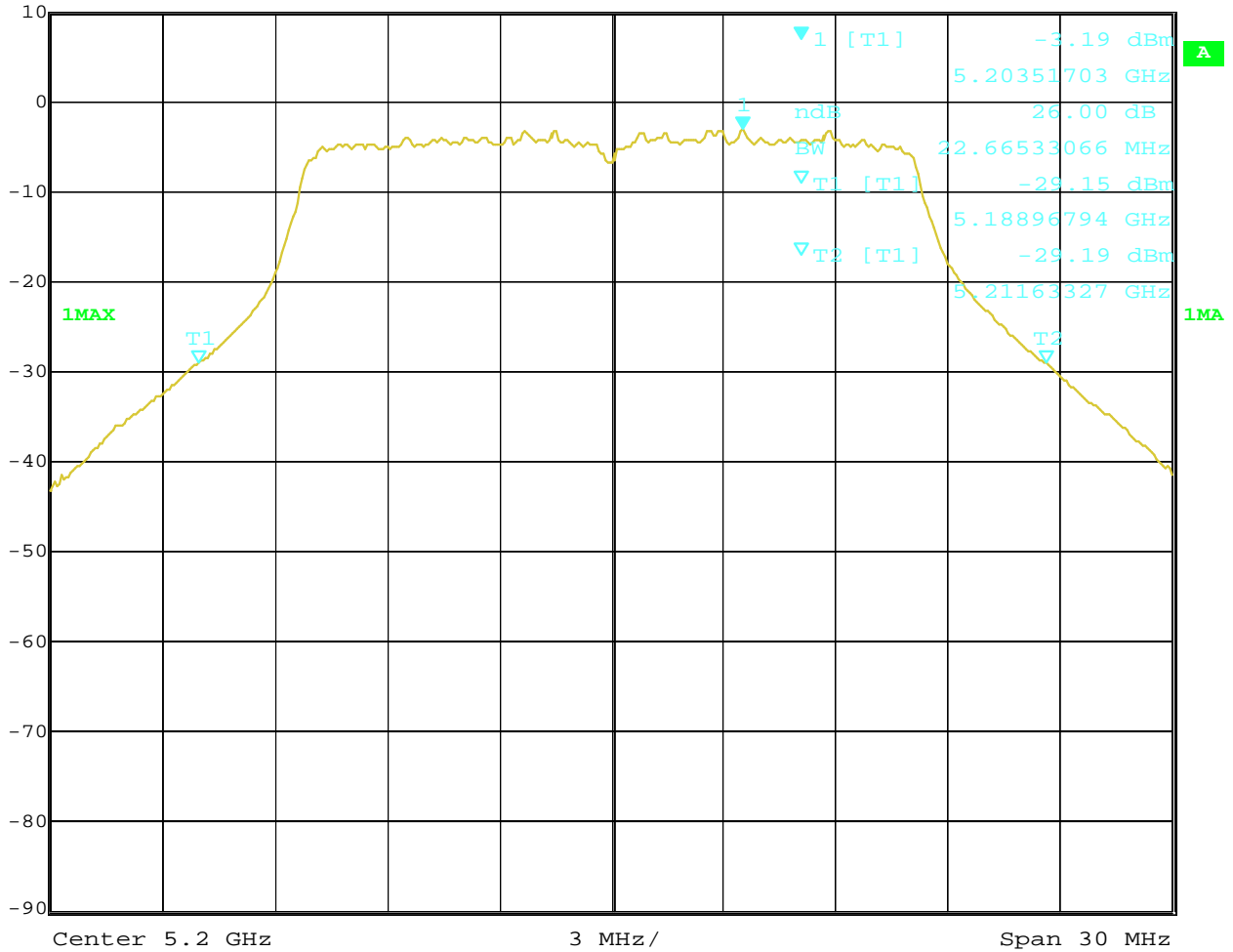
The report refers only to the sample tested and does not apply to the bulk.
 This report is issued in confidence to the client and it will be strictly treated as such by the SHENZHEN TIMEWAY TESTING LABORATORIES. It may not be reproduced rather in its entirety or in part and it may not be used for advertising. The client to whom the report is issued may, however, show or send it . or a certified copy there of prepared by the SHENZHEN TIMEWAY TESTING LABORATORIES. to his customer. Supplier or others persons directly concerned. SHENZHEN TIMEWAY TESTING LABORATORIES. will not, without the consent of the client enter into any discussion of correspondence with any third party concerning the contents of the report.
 In the event of the improper use of the report. The SHENZHEN TIMEWAY TESTING LABORATORIES. reserves the rights to withdraw it and to adopt any other remedies which may be appropriate.



Channel 40



Ref Lvl	Marker 1 [T1 ndB]	RBW	300 kHz	RF Att	20 dB
10 dBm	ndB 26.00 dB	VBW	1 MHz		
	BW 22.66533066 MHz	SWT	5 ms	Unit	dBm



Date: 3.APR.2024 16:58:38

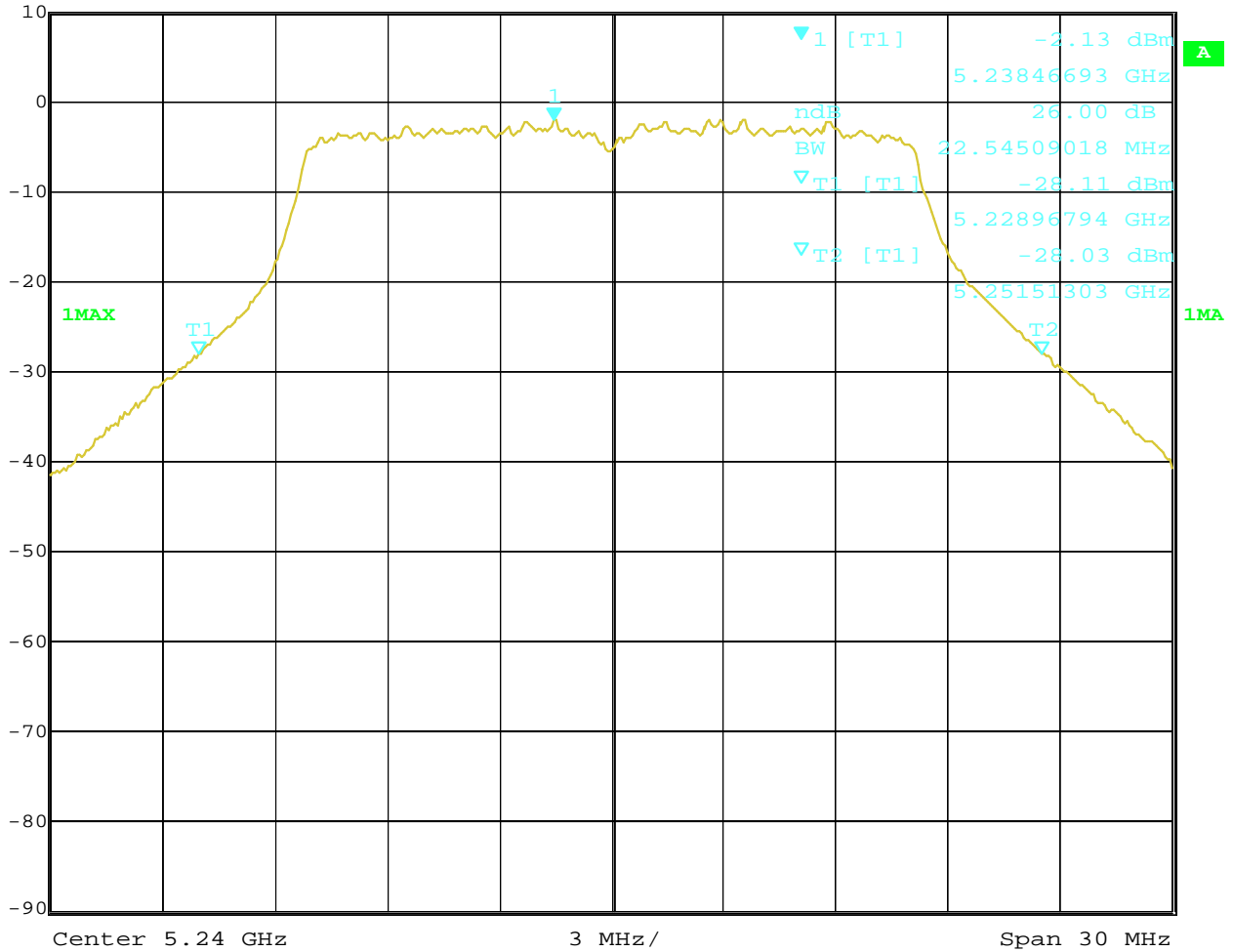
The report refers only to the sample tested and does not apply to the bulk.
 This report is issued in confidence to the client and it will be strictly treated as such by the SHENZHEN TIMEWAY TESTING LABORATORIES. It may not be reproduced rather in its entirety or in part and it may not be used for advertising. The client to whom the report is issued may, however, show or send it . or a certified copy there of prepared by the SHENZHEN TIMEWAY TESTING LABORATORIES. to his customer. Supplier or others persons directly concerned. SHENZHEN TIMEWAY TESTING LABORATORIES. will not, without the consent of the client enter into any discussion of correspondence with any third party concerning the contents of the report.
 In the event of the improper use of the report. The SHENZHEN TIMEWAY TESTING LABORATORIES. reserves the rights to withdraw it and to adopt any other remedies which may be appropriate.



Channel 48



Ref Lvl	Marker 1 [T1 ndB]	RBW	300 kHz	RF Att	20 dB
10 dBm	ndB 26.00 dB	VBW	1 MHz		
	BW 22.54509018 MHz	SWT	5 ms	Unit	dBm



Date: 3.APR.2024 17:07:58

The report refers only to the sample tested and does not apply to the bulk.
 This report is issued in confidence to the client and it will be strictly treated as such by the SHENZHEN TIMEWAY TESTING LABORATORIES. It may not be reproduced rather in its entirety or in part and it may not be used for advertising. The client to whom the report is issued may, however, show or send it . or a certified copy there of prepared by the SHENZHEN TIMEWAY TESTING LABORATORIES. to his customer. Supplier or others persons directly concerned. SHENZHEN TIMEWAY TESTING LABORATORIES. will not, without the consent of the client enter into any discussion of correspondence with any third party concerning the contents of the report.
 In the event of the improper use of the report. The SHENZHEN TIMEWAY TESTING LABORATORIES. reserves the rights to withdraw it and to adopt any other remedies which may be appropriate.

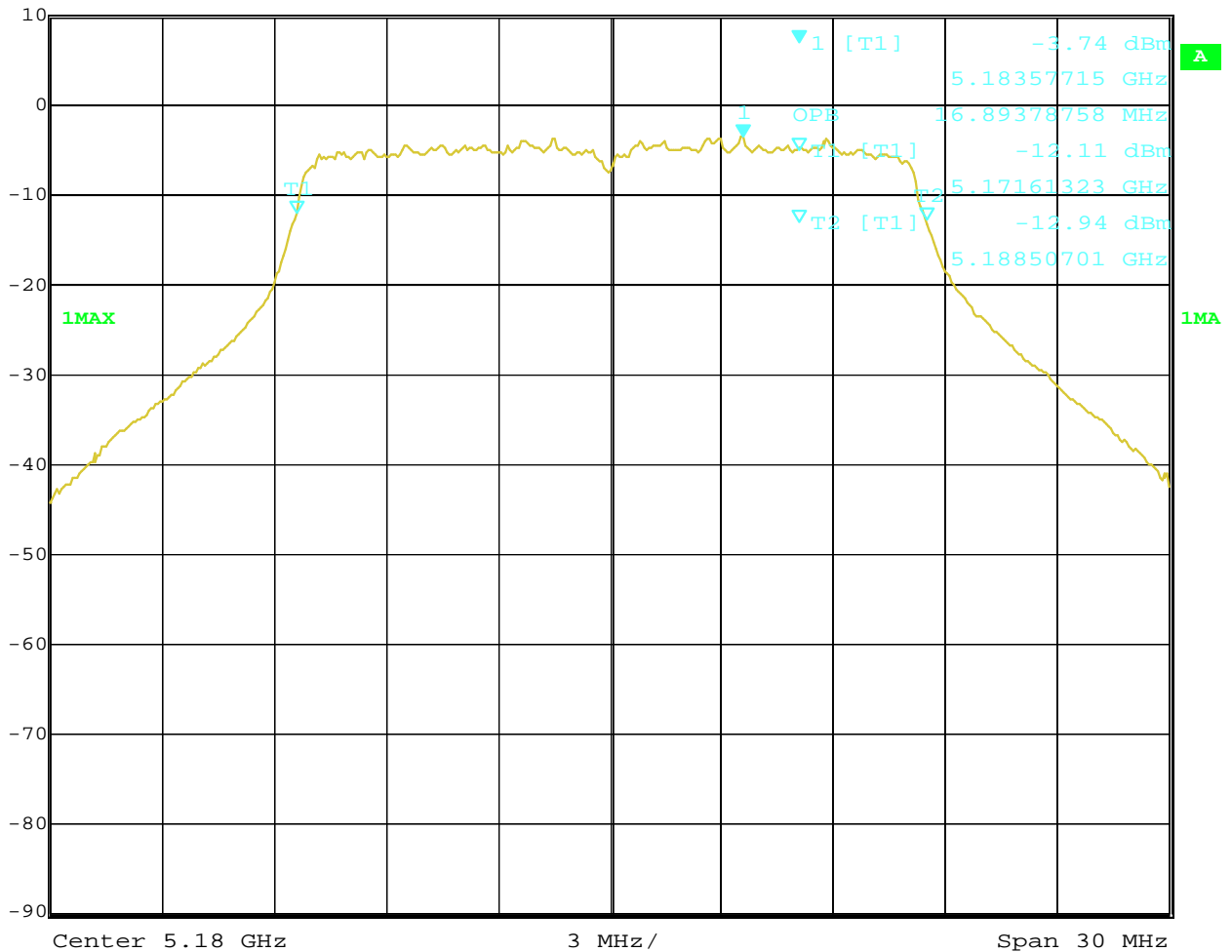


Test Figure:

99% Bandwidth

Channel 36

	Ref Lvl	Marker 1 [T1]	RBW	300 kHz	RF Att	20 dB
	10 dBm	-3.74 dBm	VBW	1 MHz		
		5.18357715 GHz	SWT	5 ms	Unit	dBm



Date: 3.APR.2024 16:53:13

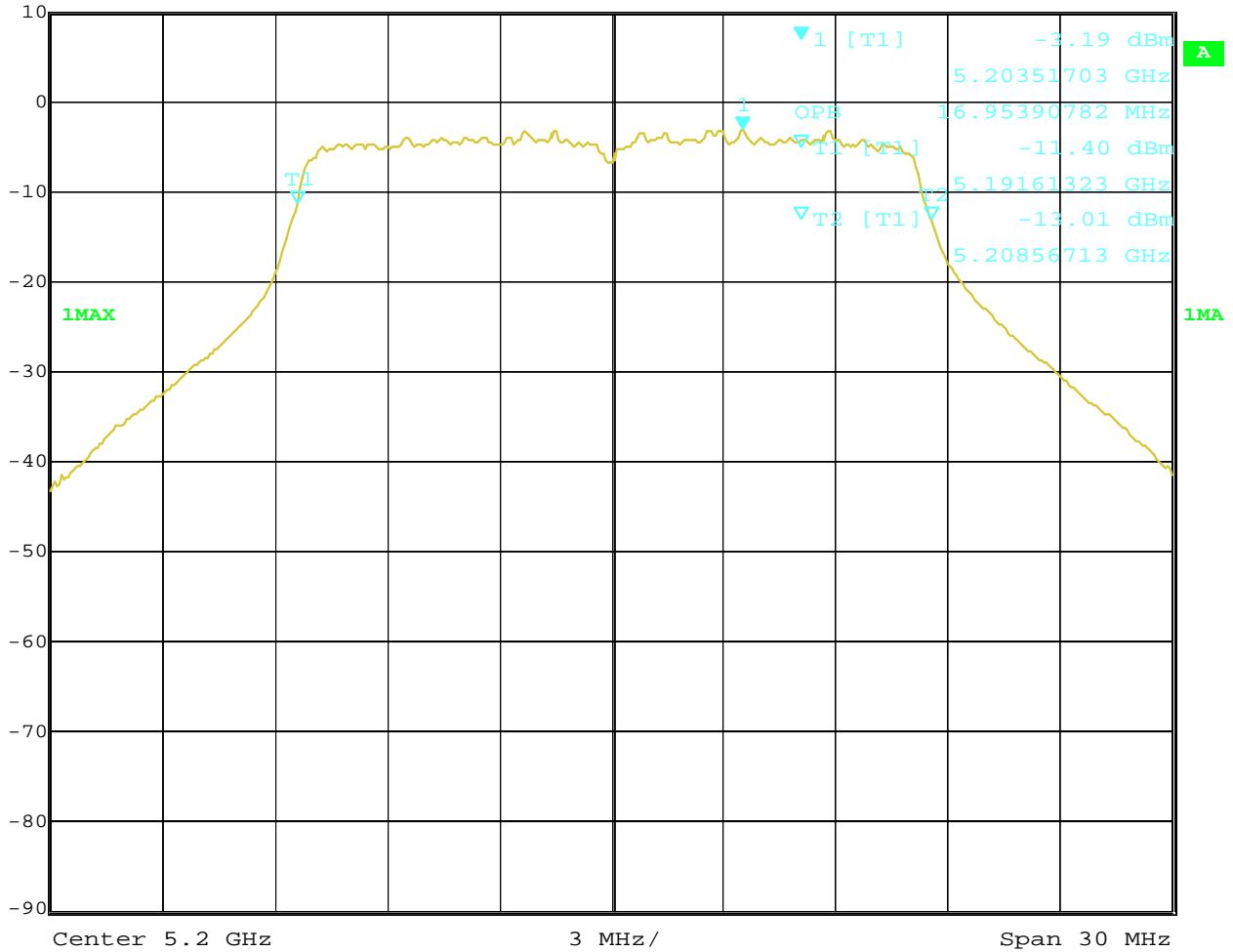
The report refers only to the sample tested and does not apply to the bulk.
 This report is issued in confidence to the client and it will be strictly treated as such by the SHENZHEN TIMEWAY TESTING LABORATORIES. It may not be reproduced rather in its entirety or in part and it may not be used for advertising. The client to whom the report is issued may, however, show or send it . or a certified copy there of prepared by the SHENZHEN TIMEWAY TESTING LABORATORIES. to his customer. Supplier or others persons directly concerned. SHENZHEN TIMEWAY TESTING LABORATORIES. will not, without the consent of the client enter into any discussion of correspondence with any third party concerning the contents of the report.
 In the event of the improper use of the report. The SHENZHEN TIMEWAY TESTING LABORATORIES. reserves the rights to withdraw it and to adopt any other remedies which may be appropriate.



Channel 40



Ref Lvl	Marker 1 [T1]	RBW	300 kHz	RF Att	20 dB
10 dBm	-3.19 dBm	VBW	1 MHz		
	5.20351703 GHz	SWT	5 ms	Unit	dBm



Date: 3.APR.2024 16:58:51

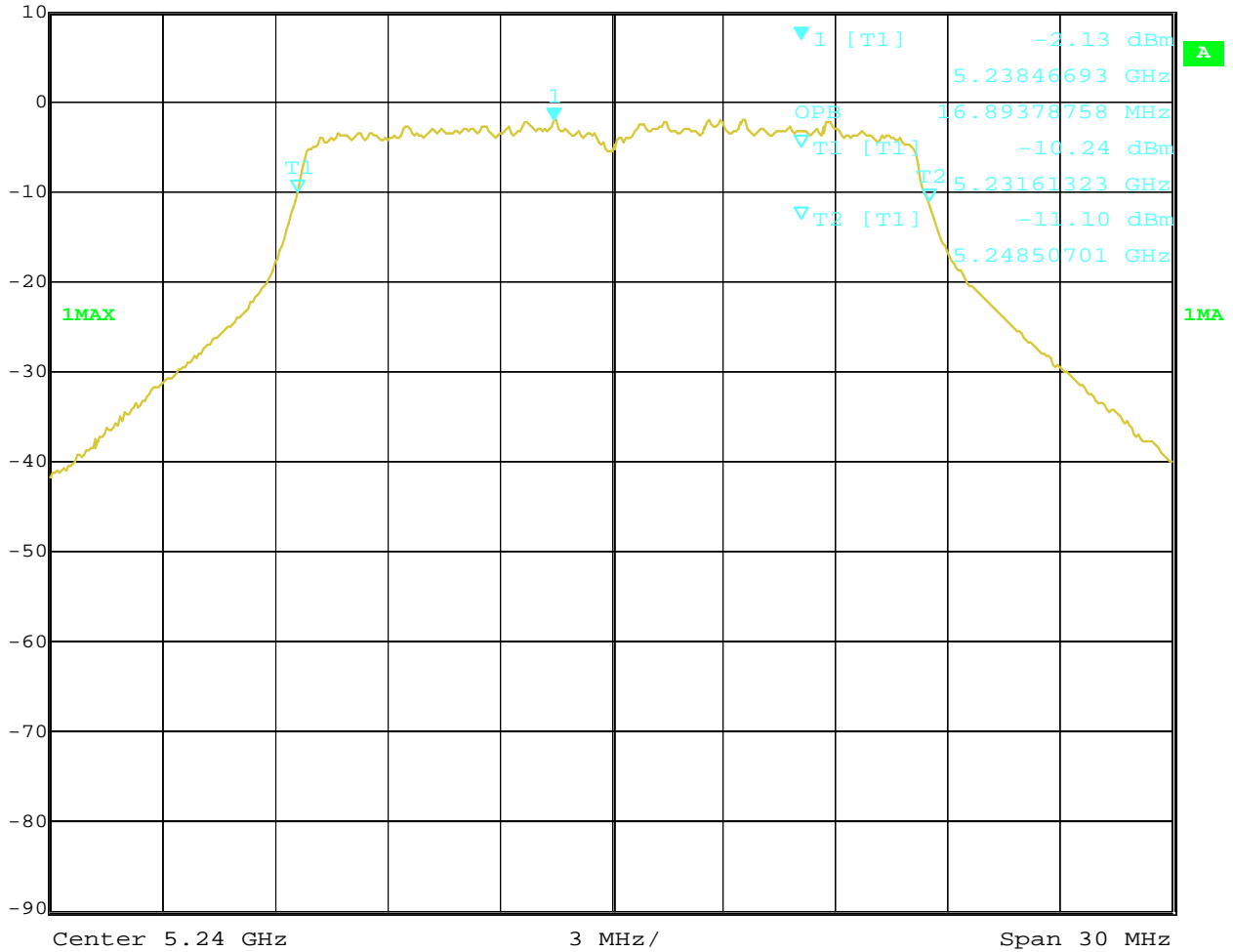
The report refers only to the sample tested and does not apply to the bulk.
 This report is issued in confidence to the client and it will be strictly treated as such by the SHENZHEN TIMEWAY TESTING LABORATORIES. It may not be reproduced rather in its entirety or in part and it may not be used for advertizing. The client to whom the report is issued may, however, show or send it . or a certified copy there of prepared by the SHENZHEN TIMEWAY TESTING LABORATORIES. to his customer. Supplier or others persons directly concerned. SHENZHEN TIMEWAY TESTING LABORATORIES. will not, without the consent of the client enter into any discussion of correspondence with any third party concerning the contents of the report.
 In the event of the improper use of the report. The SHENZHEN TIMEWAY TESTING LABORATORIES. reserves the rights to withdraw it and to adopt any other remedies which may be appropriate.



Channel 48



Ref Lvl	Marker 1 [T1]	RBW	300 kHz	RF Att	20 dB
10 dBm	-2.13 dBm	VBW	1 MHz		
	5.23846693 GHz	SWT	5 ms	Unit	dBm



Date: 3.APR.2024 17:07:41

The report refers only to the sample tested and does not apply to the bulk.
 This report is issued in confidence to the client and it will be strictly treated as such by the SHENZHEN TIMEWAY TESTING LABORATORIES. It may not be reproduced rather in its entirety or in part and it may not be used for advertising. The client to whom the report is issued may, however, show or send it . or a certified copy there of prepared by the SHENZHEN TIMEWAY TESTING LABORATORIES. to his customer. Supplier or others persons directly concerned. SHENZHEN TIMEWAY TESTING LABORATORIES. will not, without the consent of the client enter into any discussion of correspondence with any third party concerning the contents of the report.
 In the event of the improper use of the report. The SHENZHEN TIMEWAY TESTING LABORATORIES. reserves the rights to withdraw it and to adopt any other remedies which may be appropriate.



EUT		Commercial Kiosk Tablet		Model	ALU210
Mode		802.11n HT20		Input Voltage	120V~
Temperature		24 deg. C,		Humidity	56% RH
Channel	Channel Frequency (MHz)	Data Transfer Rate (Mbps)	Bandwidth (MHz)	Minimum Limit (MHz)	Pass/ Fail
26dB Bandwidth					
36	5180	mcs0	23.33	--	Pass
40	5200	mcs0	23.21	--	Pass
48	5240	mcs0	23.27	--	Pass
99% Bandwidth					
36	5180	mcs0	18.04	--	Pass
40	5200	mcs0	18.04	--	Pass
48	5240	mcs0	18.04	--	Pass

Note: Two antennas (Ant 0 and Ant 1) were tested and only the worst case was recorded in the test report. Ant 0 was the worst case.

The report refers only to the sample tested and does not apply to the bulk.
 This report is issued in confidence to the client and it will be strictly treated as such by the SHENZHEN TIMEWAY TESTING LABORATORIES. It may not be reproduced rather in its entirety or in part and it may not be used for advertising. The client to whom the report is issued may, however, show or send it . or a certified copy thereof prepared by the SHENZHEN TIMEWAY TESTING LABORATORIES. to his customer. Supplier or others persons directly concerned. SHENZHEN TIMEWAY TESTING LABORATORIES. will not, without the consent of the client enter into any discussion of correspondence with any third party concerning the contents of the report.
 In the event of the improper use of the report. The SHENZHEN TIMEWAY TESTING LABORATORIES. reserves the rights to withdraw it and to adopt any other remedies which may be appropriate.

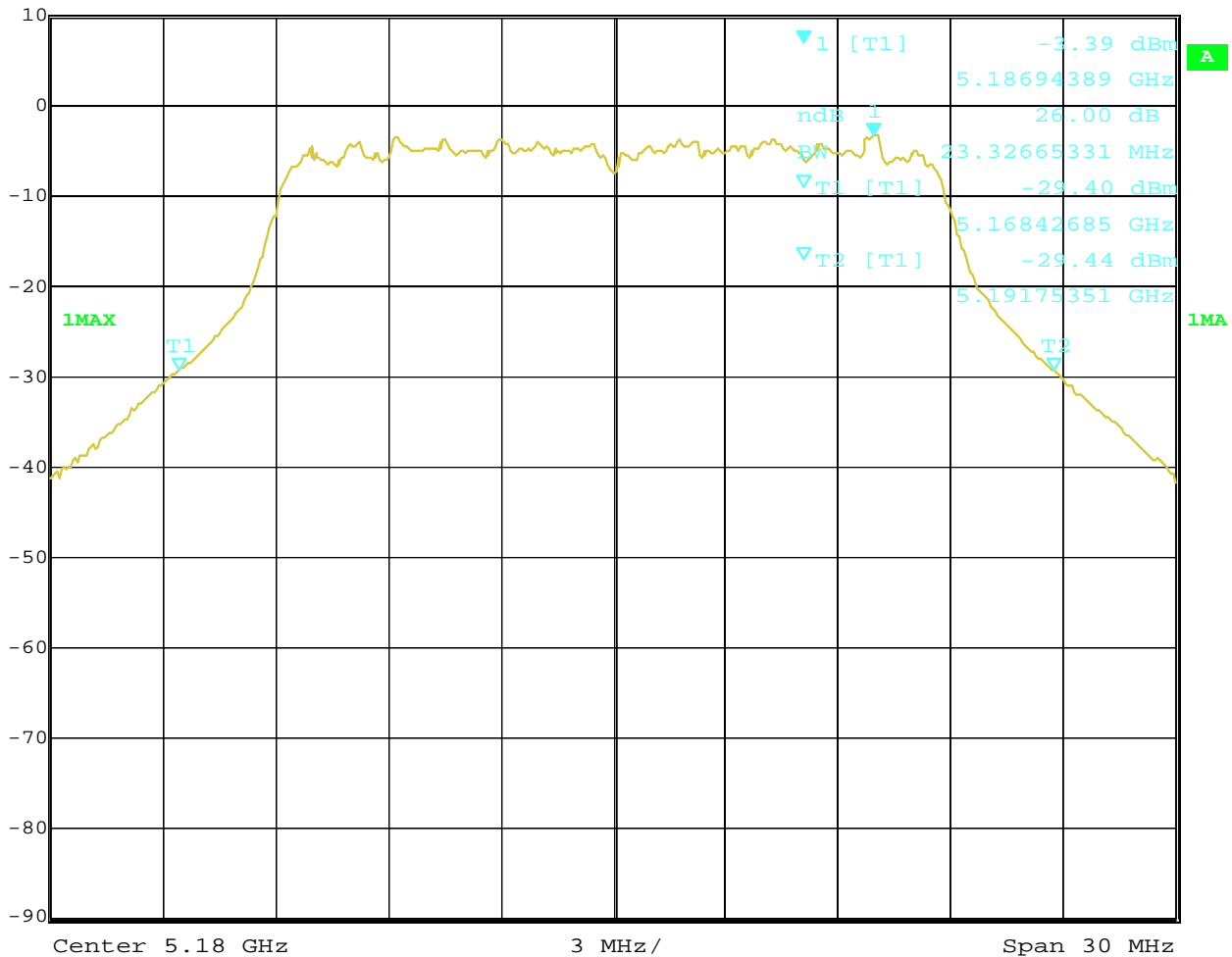


Test Configure

26dB Bandwidth

Channel 36

	Ref Lvl	Marker 1 [T1 ndB]	RBW	300 kHz	RF Att	20 dB
	10 dBm	ndB 26.00 dB	VBW	1 MHz		
		BW 23.32665331 MHz	SWT	5 ms	Unit	dBm



Date: 3.APR.2024 17:24:46

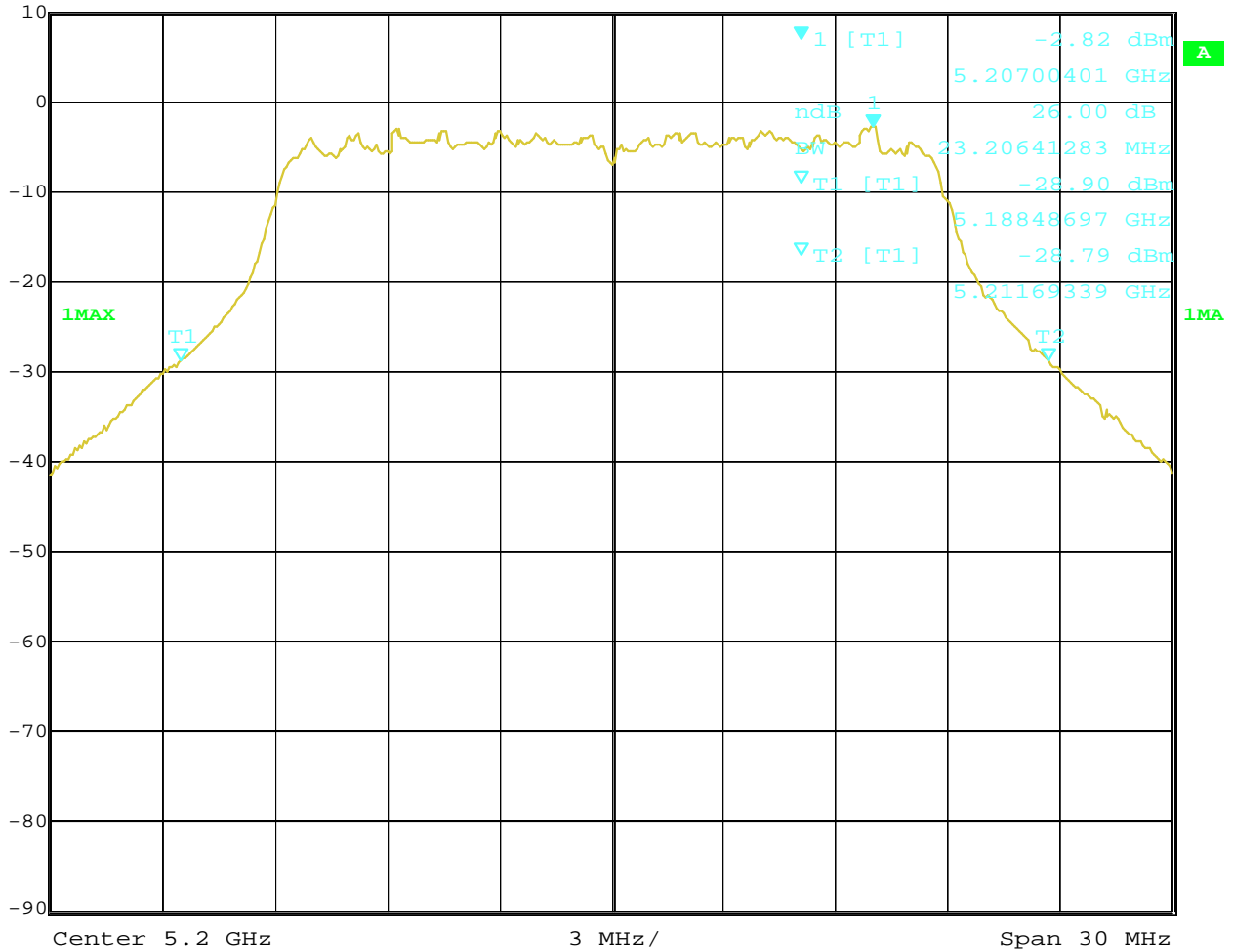
The report refers only to the sample tested and does not apply to the bulk.
 This report is issued in confidence to the client and it will be strictly treated as such by the SHENZHEN TIMEWAY TESTING LABORATORIES. It may not be reproduced rather in its entirety or in part and it may not be used for adverting. The client to whom the report is issued may, however, show or send it . or a certified copy there of prepared by the SHENZHEN TIMEWAY TESTING LABORATORIES. to his customer. Supplier or others persons directly concerned. SHENZHEN TIMEWAY TESTING LABORATORIES. will not, without the consent of the client enter into any discussion of correspondence with any third party concerning the contents of the report.
 In the event of the improper use of the report. The SHENZHEN TIMEWAY TESTING LABORATORIES. reserves the rights to withdraw it and to adopt any other remedies which may be appropriate.



Channel 40



Ref Lvl	Marker 1 [T1 ndB]	RBW	300 kHz	RF Att	20 dB
10 dBm	ndB 26.00 dB	VBW	1 MHz		
	BW 23.20641283 MHz	SWT	5 ms	Unit	dBm



Date: 3.APR.2024 17:23:02

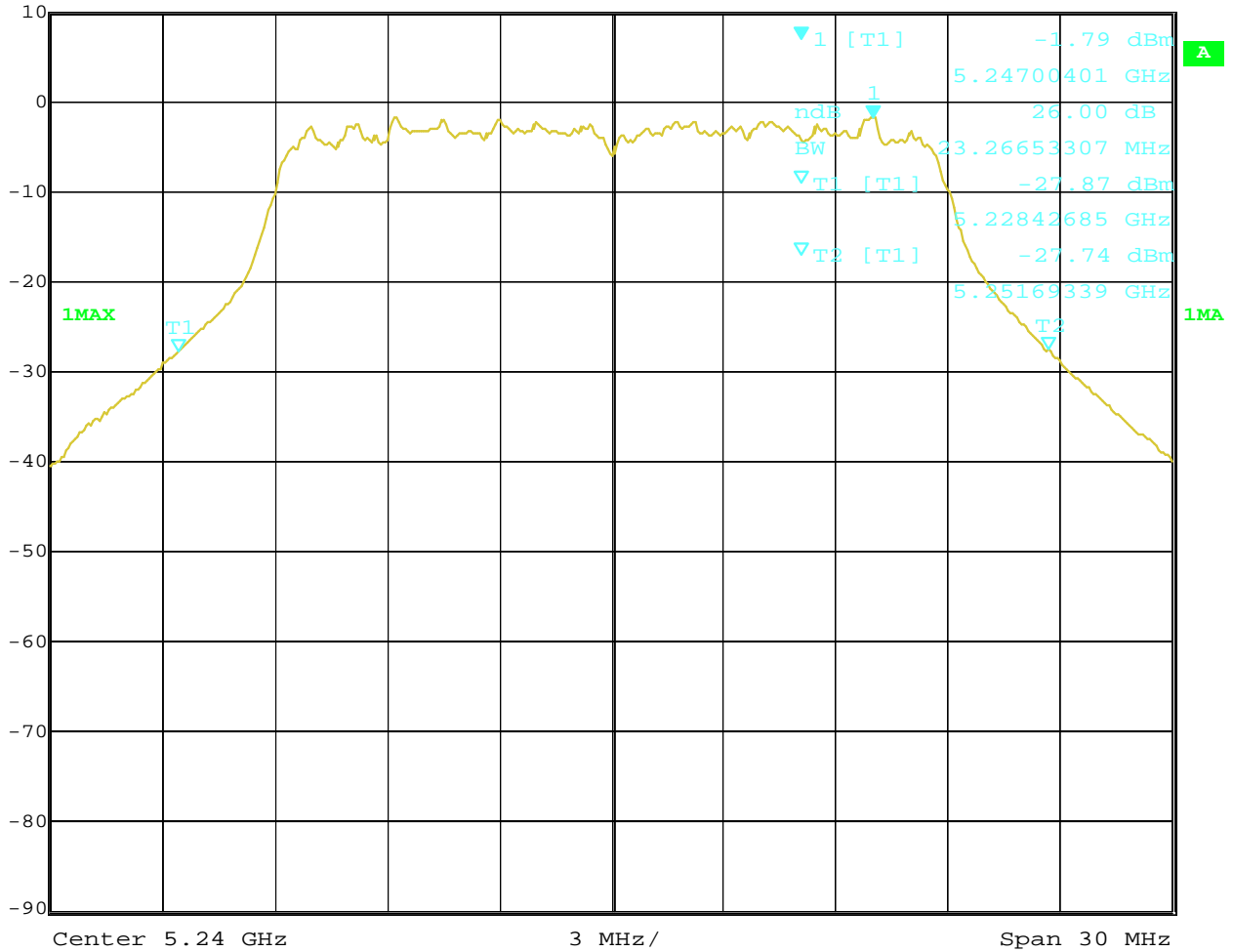
The report refers only to the sample tested and does not apply to the bulk.
 This report is issued in confidence to the client and it will be strictly treated as such by the SHENZHEN TIMEWAY TESTING LABORATORIES. It may not be reproduced rather in its entirety or in part and it may not be used for advertising. The client to whom the report is issued may, however, show or send it . or a certified copy there of prepared by the SHENZHEN TIMEWAY TESTING LABORATORIES. to his customer. Supplier or others persons directly concerned. SHENZHEN TIMEWAY TESTING LABORATORIES. will not, without the consent of the client enter into any discussion of correspondence with any third party concerning the contents of the report.
 In the event of the improper use of the report. The SHENZHEN TIMEWAY TESTING LABORATORIES. reserves the rights to withdraw it and to adopt any other remedies which may be appropriate.



Channel 48



Ref Lvl	Marker 1 [T1 ndB]	RBW	300 kHz	RF Att	20 dB
10 dBm	ndB 26.00 dB	VBW	1 MHz		
	BW 23.26653307 MHz	SWT	5 ms	Unit	dBm



Date: 3.APR.2024 17:10:15

The report refers only to the sample tested and does not apply to the bulk.
 This report is issued in confidence to the client and it will be strictly treated as such by the SHENZHEN TIMEWAY TESTING LABORATORIES. It may not be reproduced rather in its entirety or in part and it may not be used for advertizing. The client to whom the report is issued may, however, show or send it . or a certified copy there of prepared by the SHENZHEN TIMEWAY TESTING LABORATORIES. to his customer. Supplier or others persons directly concerned. SHENZHEN TIMEWAY TESTING LABORATORIES. will not, without the consent of the client enter into any discussion of correspondence with any third party concerning the contents of the report.
 In the event of the improper use of the report. The SHENZHEN TIMEWAY TESTING LABORATORIES. reserves the rights to withdraw it and to adopt any other remedies which may be appropriate.

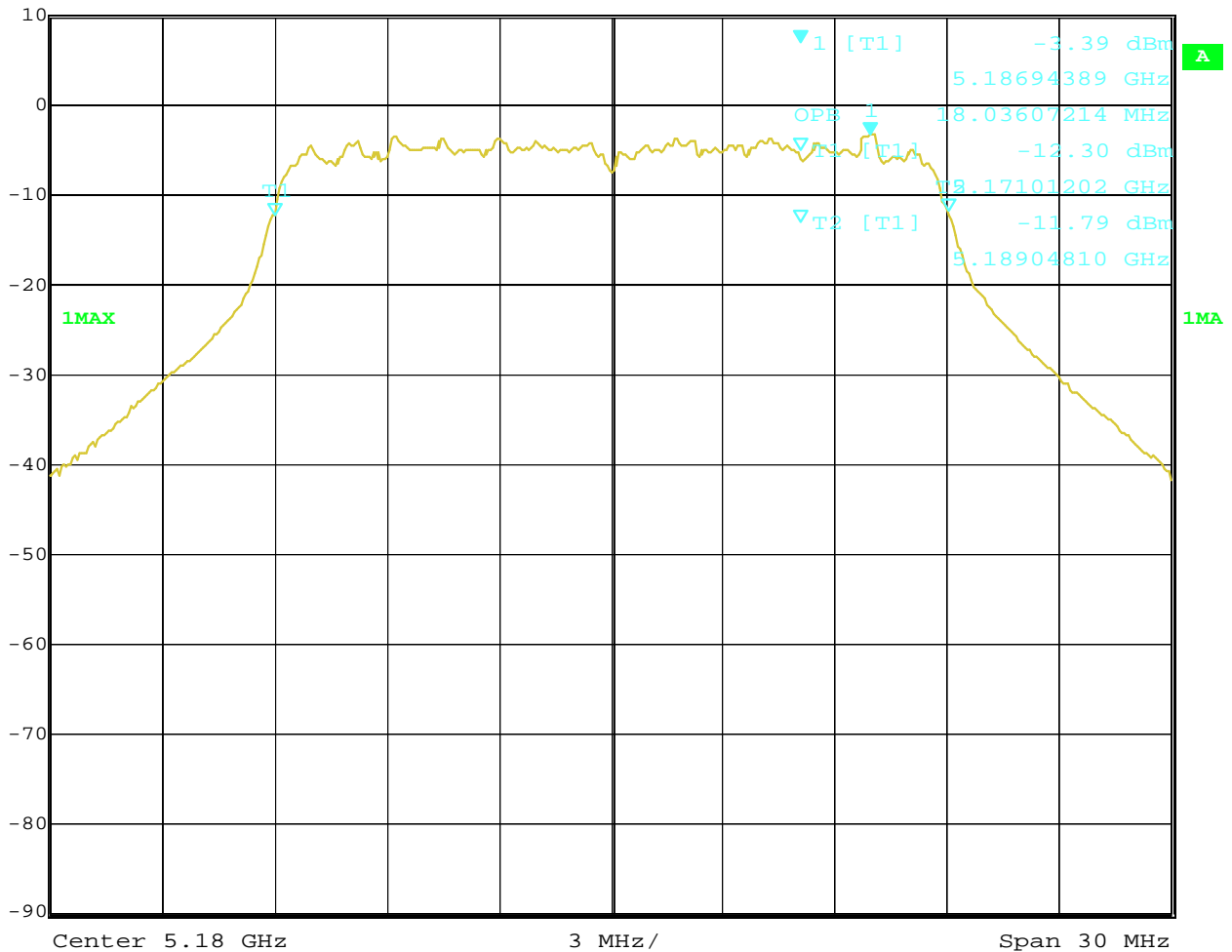


Test Configure

99% Bandwidth

Channel 36

	Ref Lvl	Marker 1 [T1]	RBW	300 kHz	RF Att	20 dB
	10 dBm	-3.39 dBm	VBW	1 MHz		
		5.18694389 GHz	SWT	5 ms	Unit	dBm



Date: 3.APR.2024 17:24:55

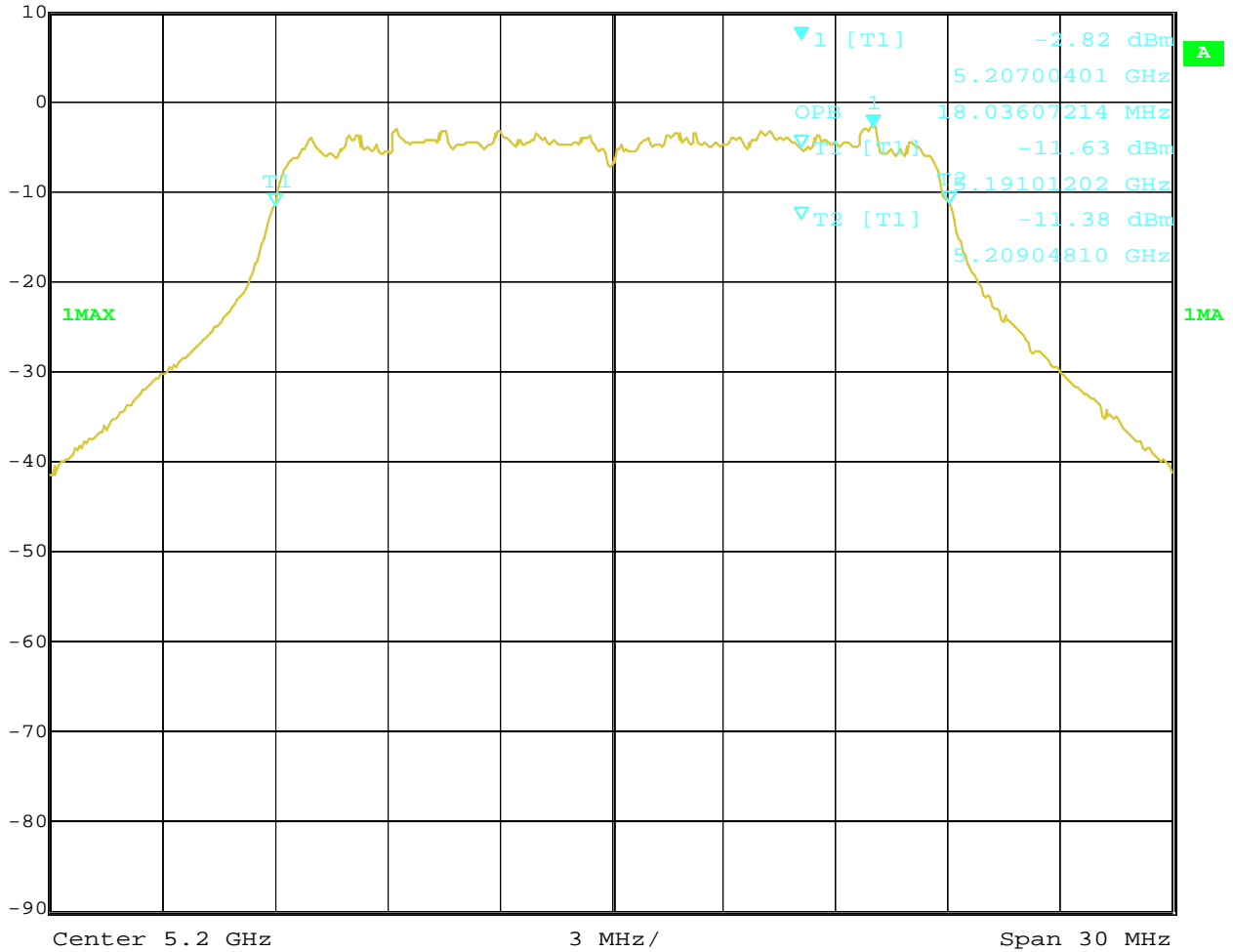
The report refers only to the sample tested and does not apply to the bulk.
 This report is issued in confidence to the client and it will be strictly treated as such by the SHENZHEN TIMEWAY TESTING LABORATORIES. It may not be reproduced rather in its entirety or in part and it may not be used for adverting. The client to whom the report is issued may, however, show or send it . or a certified copy there of prepared by the SHENZHEN TIMEWAY TESTING LABORATORIES. to his customer. Supplier or others persons directly concerned. SHENZHEN TIMEWAY TESTING LABORATORIES. will not, without the consent of the client enter into any discussion of correspondence with any third party concerning the contents of the report.
 In the event of the improper use of the report. The SHENZHEN TIMEWAY TESTING LABORATORIES. reserves the rights to withdraw it and to adopt any other remedies which may be appropriate.



Channel 40



Ref Lvl	Marker 1 [T1]	RBW	300 kHz	RF Att	20 dB
10 dBm	-2.82 dBm	VBW	1 MHz		
	5.20700401 GHz	SWT	5 ms	Unit	dBm



Date: 3.APR.2024 17:22:43

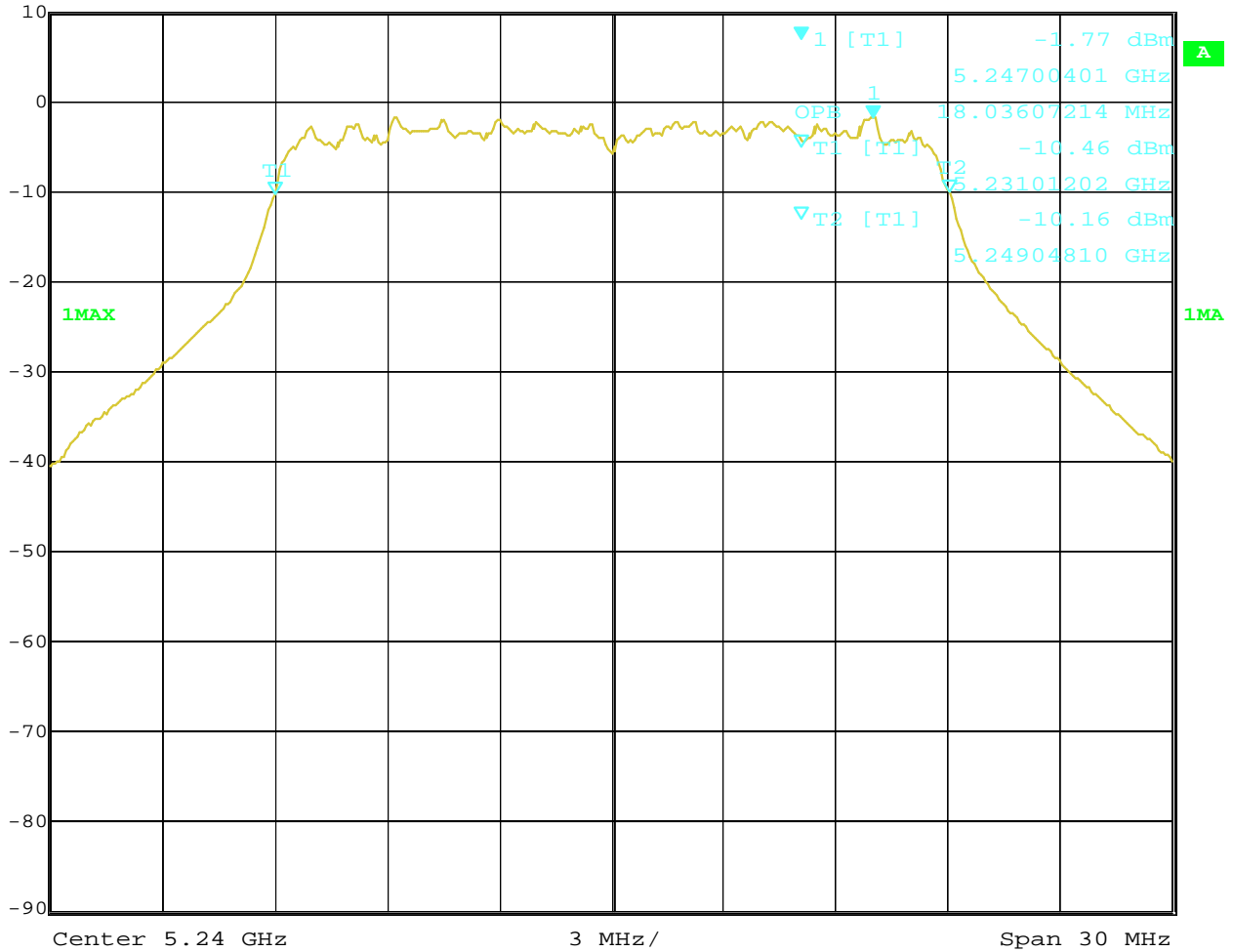
The report refers only to the sample tested and does not apply to the bulk.
 This report is issued in confidence to the client and it will be strictly treated as such by the SHENZHEN TIMEWAY TESTING LABORATORIES. It may not be reproduced rather in its entirety or in part and it may not be used for advertising. The client to whom the report is issued may, however, show or send it . or a certified copy there of prepared by the SHENZHEN TIMEWAY TESTING LABORATORIES. to his customer. Supplier or others persons directly concerned. SHENZHEN TIMEWAY TESTING LABORATORIES. will not, without the consent of the client enter into any discussion of correspondence with any third party concerning the contents of the report.
 In the event of the improper use of the report. The SHENZHEN TIMEWAY TESTING LABORATORIES. reserves the rights to withdraw it and to adopt any other remedies which may be appropriate.



Channel 48



Ref Lvl	Marker 1 [T1]	RBW	300 kHz	RF Att	20 dB
10 dBm	-1.77 dBm	VBW	1 MHz		
	5.24700401 GHz	SWT	5 ms	Unit	dBm



Date: 3.APR.2024 17:10:38

The report refers only to the sample tested and does not apply to the bulk.
 This report is issued in confidence to the client and it will be strictly treated as such by the SHENZHEN TIMEWAY TESTING LABORATORIES. It may not be reproduced rather in its entirety or in part and it may not be used for advertizing. The client to whom the report is issued may, however, show or send it . or a certified copy there of prepared by the SHENZHEN TIMEWAY TESTING LABORATORIES. to his customer. Supplier or others persons directly concerned. SHENZHEN TIMEWAY TESTING LABORATORIES. will not, without the consent of the client enter into any discussion of correspondence with any third party concerning the contents of the report.
 In the event of the improper use of the report. The SHENZHEN TIMEWAY TESTING LABORATORIES. reserves the rights to withdraw it and to adopt any other remedies which may be appropriate.



EUT		Commercial Kiosk Tablet		Model	ALU210
Mode		802.11n HT40		Input Voltage	120V~
Temperature		24 deg. C,		Humidity	56% RH
Channel	Channel Frequency (MHz)	Data Transfer Rate (Mbps)	Bandwidth (MHz)	Minimum Limit (MHz)	Pass/ Fail
26dB Bandwidth					
38	5190	mcs0	45.57	--	Pass
46	5230	mcs0	45.57	--	Pass
99% Bandwidth					
38	5190	mcs0	37.27	--	Pass
46	5230	mcs0	37.27	--	Pass

Note: Two antennas (Ant 0 and Ant 1) were tested and only the worst case was recorded in the test report. Ant 0 was the worst case.

The report refers only to the sample tested and does not apply to the bulk.
 This report is issued in confidence to the client and it will be strictly treated as such by the SHENZHEN TIMEWAY TESTING LABORATORIES. It may not be reproduced rather in its entirety or in part and it may not be used for advertising. The client to whom the report is issued may, however, show or send it . or a certified copy there of prepared by the SHENZHEN TIMEWAY TESTING LABORATORIES. to his customer. Supplier or others persons directly concerned. SHENZHEN TIMEWAY TESTING LABORATORIES. will not, without the consent of the client enter into any discussion of correspondence with any third party concerning the contents of the report.
 In the event of the improper use of the report. The SHENZHEN TIMEWAY TESTING LABORATORIES. reserves the rights to withdraw it and to adopt any other remedies which may be appropriate.

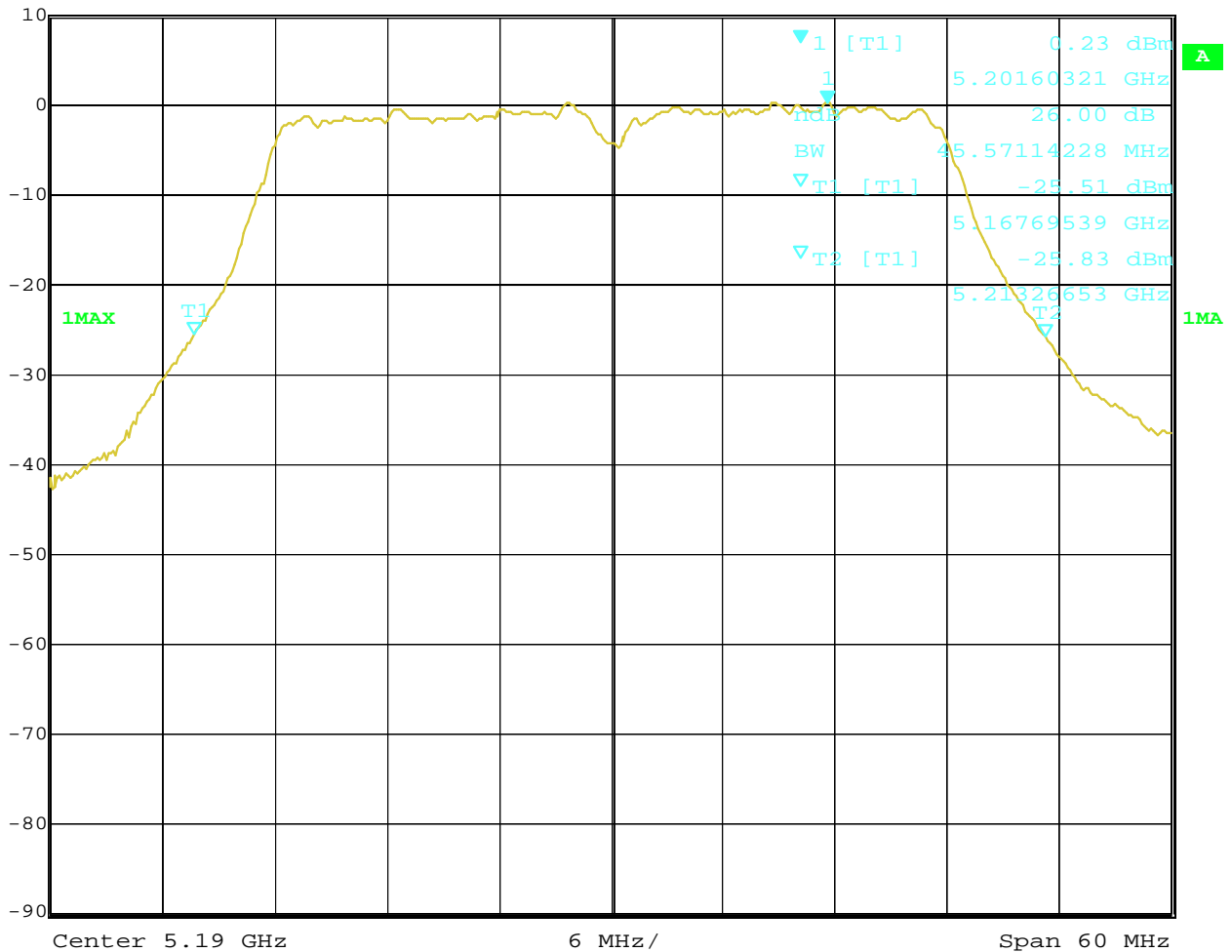


Test Configure

26dB Bandwidth

Channel 38

	Ref Lvl	Marker 1 [T1 ndB]	RBW	1 MHz	RF Att	20 dB
	10 dBm	ndB 26.00 dB	VBW	3 MHz		
		BW 45.57114228 MHz	SWT	5 ms	Unit	dBm



Date: 3.APR.2024 18:14:30

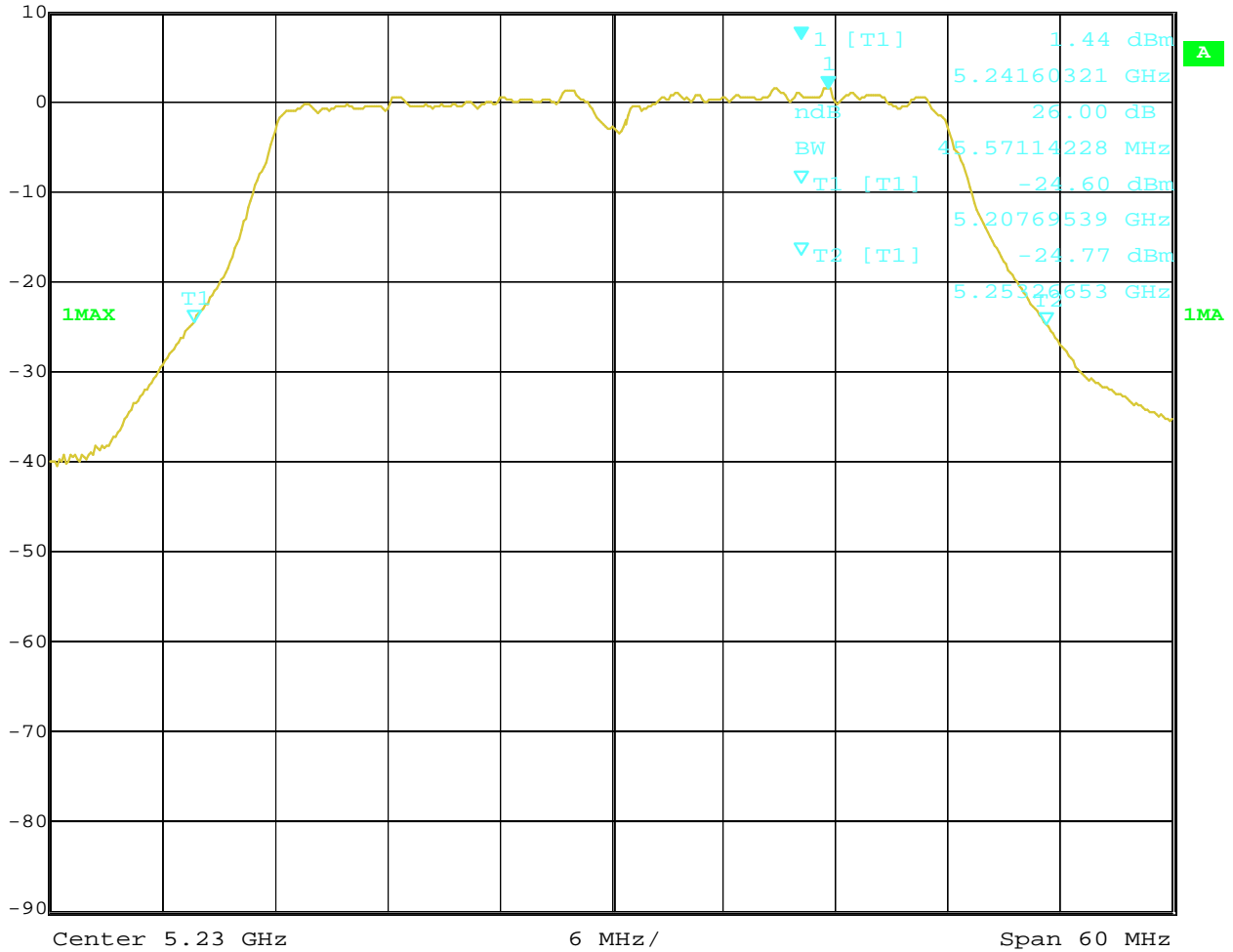
The report refers only to the sample tested and does not apply to the bulk.
 This report is issued in confidence to the client and it will be strictly treated as such by the SHENZHEN TIMEWAY TESTING LABORATORIES. It may not be reproduced rather in its entirety or in part and it may not be used for adverting. The client to whom the report is issued may, however, show or send it . or a certified copy there of prepared by the SHENZHEN TIMEWAY TESTING LABORATORIES. to his customer. Supplier or others persons directly concerned. SHENZHEN TIMEWAY TESTING LABORATORIES. will not, without the consent of the client enter into any discussion of correspondence with any third party concerning the contents of the report.
 In the event of the improper use of the report. The SHENZHEN TIMEWAY TESTING LABORATORIES. reserves the rights to withdraw it and to adopt any other remedies which may be appropriate.



Channel 46



Ref Lvl	Marker 1 [T1 ndB]	RBW	1 MHz	RF Att	20 dB
10 dBm	ndB 26.00 dB	VBW	3 MHz		
	BW 45.57114228 MHz	SWT	5 ms	Unit	dBm



Date: 3.APR.2024 18:16:44

The report refers only to the sample tested and does not apply to the bulk.
 This report is issued in confidence to the client and it will be strictly treated as such by the SHENZHEN TIMEWAY TESTING LABORATORIES. It may not be reproduced rather in its entirety or in part and it may not be used for adverting. The client to whom the report is issued may, however, show or send it . or a certified copy there of prepared by the SHENZHEN TIMEWAY TESTING LABORATORIES. to his customer. Supplier or others persons directly concerned. SHENZHEN TIMEWAY TESTING LABORATORIES. will not, without the consent of the client enter into any discussion of correspondence with any third party concerning the contents of the report.
 In the event of the improper use of the report. The SHENZHEN TIMEWAY TESTING LABORATORIES. reserves the rights to withdraw it and to adopt any other remedies which may be appropriate.

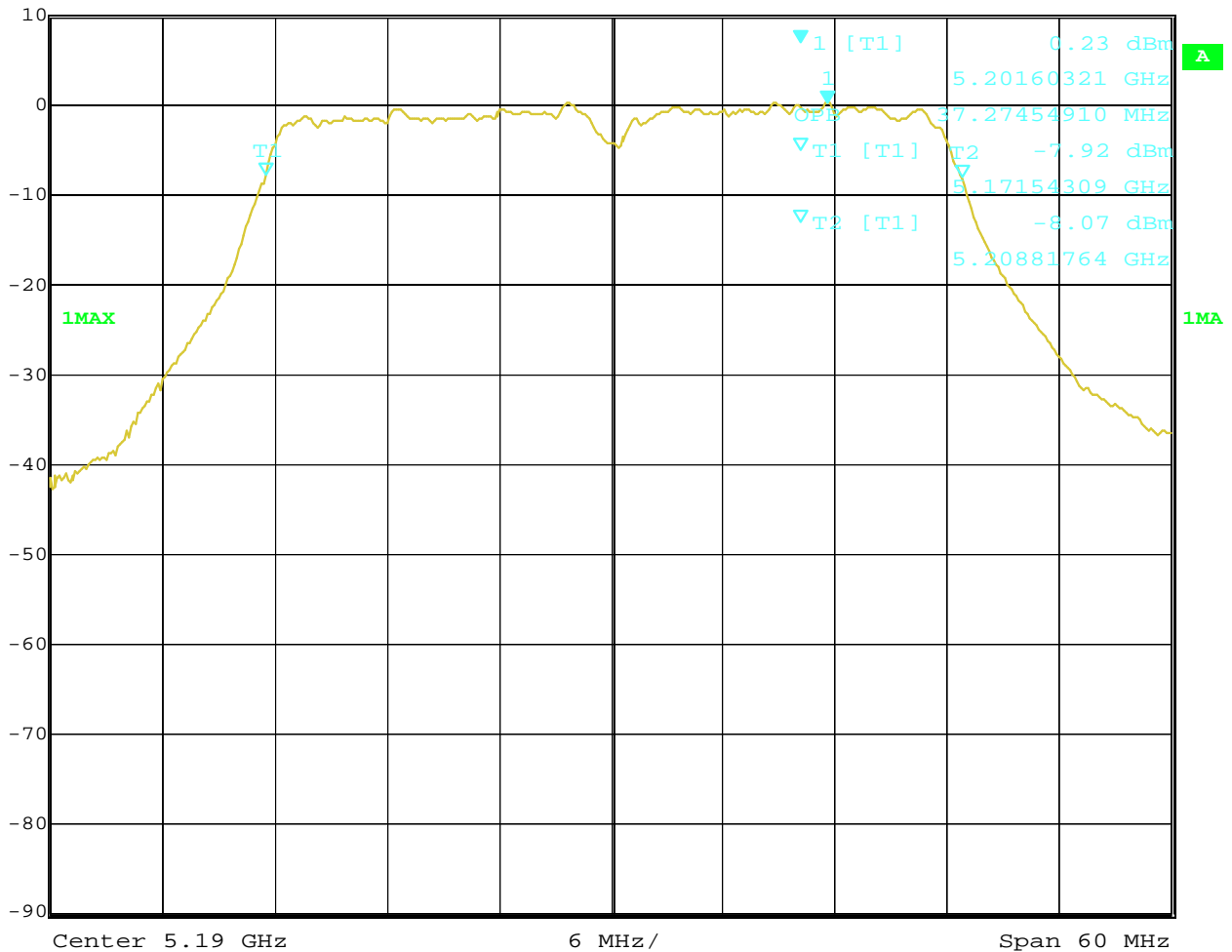


Test Configure

99% Bandwidth

Channel 38

	Ref Lvl	Marker 1 [T1]	RBW	1 MHz	RF Att	20 dB
	10 dBm	0.23 dBm	VBW	3 MHz		
		5.20160321 GHz	SWT	5 ms	Unit	dBm



Date: 3.APR.2024 18:14:14

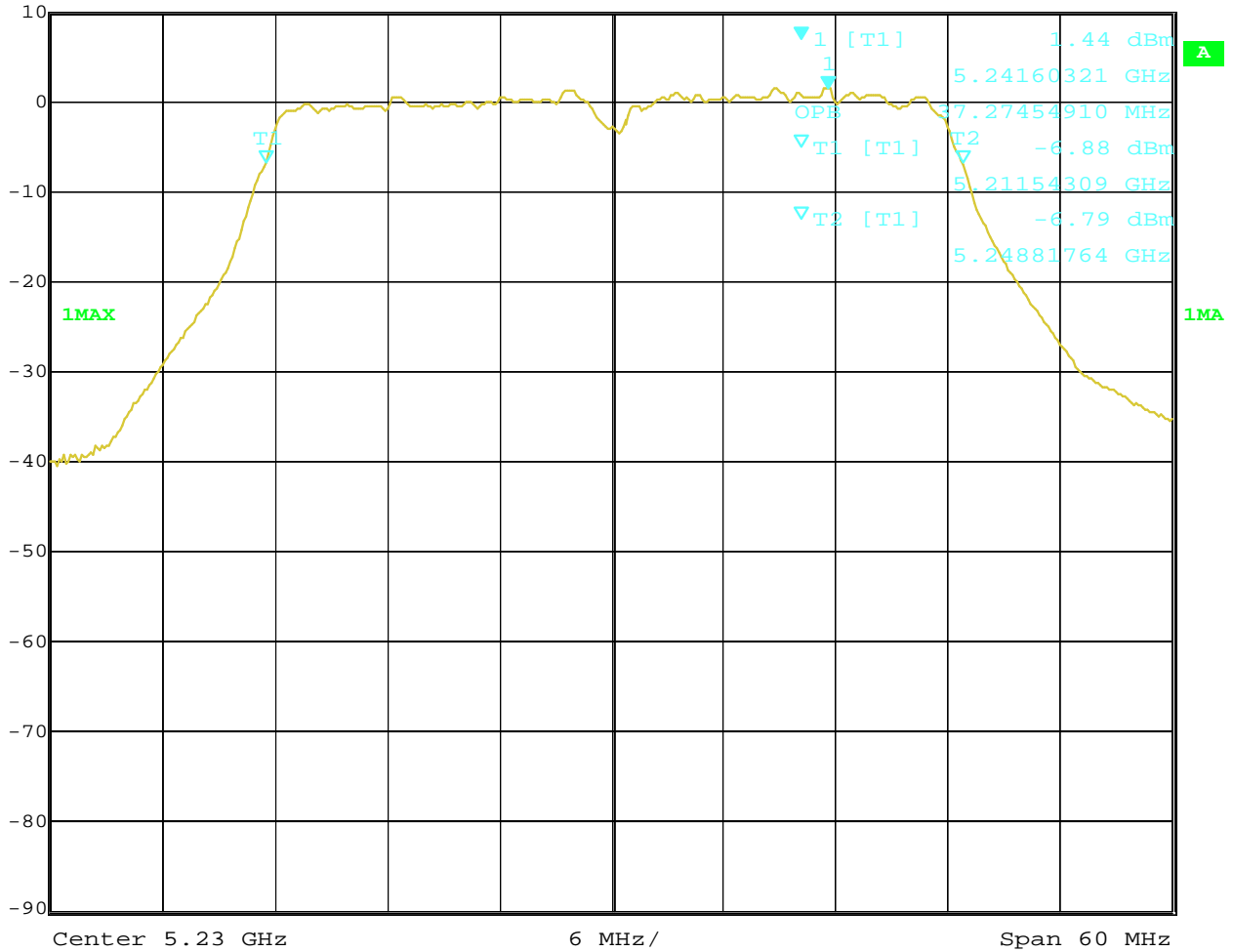
The report refers only to the sample tested and does not apply to the bulk.
 This report is issued in confidence to the client and it will be strictly treated as such by the SHENZHEN TIMEWAY TESTING LABORATORIES. It may not be reproduced rather in its entirety or in part and it may not be used for adverting. The client to whom the report is issued may, however, show or send it . or a certified copy there of prepared by the SHENZHEN TIMEWAY TESTING LABORATORIES. to his customer. Supplier or others persons directly concerned. SHENZHEN TIMEWAY TESTING LABORATORIES. will not, without the consent of the client enter into any discussion of correspondence with any third party concerning the contents of the report.
 In the event of the improper use of the report. The SHENZHEN TIMEWAY TESTING LABORATORIES. reserves the rights to withdraw it and to adopt any other remedies which may be appropriate.



Channel 46



Ref Lvl	Marker 1 [T1]	RBW	1 MHz	RF Att	20 dB
10 dBm	1.44 dBm	VBW	3 MHz		
	5.24160321 GHz	SWT	5 ms	Unit	dBm



Date: 3.APR.2024 18:16:58

The report refers only to the sample tested and does not apply to the bulk.
 This report is issued in confidence to the client and it will be strictly treated as such by the SHENZHEN TIMEWAY TESTING LABORATORIES. It may not be reproduced rather in its entirety or in part and it may not be used for advertising. The client to whom the report is issued may, however, show or send it . or a certified copy there of prepared by the SHENZHEN TIMEWAY TESTING LABORATORIES. to his customer. Supplier or others persons directly concerned. SHENZHEN TIMEWAY TESTING LABORATORIES. will not, without the consent of the client enter into any discussion of correspondence with any third party concerning the contents of the report.
 In the event of the improper use of the report. The SHENZHEN TIMEWAY TESTING LABORATORIES. reserves the rights to withdraw it and to adopt any other remedies which may be appropriate.



EUT		Commercial Kiosk Tablet		Model	ALU210
Mode		802.11ac VHT20		Input Voltage	120V~
Temperature		24 deg. C,		Humidity	56% RH
Channel	Channel Frequency (MHz)	Data Transfer Rate (Mbps)	Bandwidth (MHz)	Minimum Limit (MHz)	Pass/ Fail
26dB Bandwidth					
36	5180	mcs0	23.81	--	Pass
40	5200	mcs0	23.81	--	Pass
48	5240	mcs0	23.81	--	Pass
99% Bandwidth					
36	5180	mcs0	18.22	--	Pass
40	5200	mcs0	18.22	--	Pass
48	5240	mcs0	18.22	--	Pass

Note: Two antennas (Ant 0 and Ant 1) were tested and only the worst case was recorded in the test report. Ant 0 was the worst case.

The report refers only to the sample tested and does not apply to the bulk.
 This report is issued in confidence to the client and it will be strictly treated as such by the SHENZHEN TIMEWAY TESTING LABORATORIES. It may not be reproduced in its entirety or in part and it may not be used for advertising. The client to whom the report is issued may, however, show or send it, or a certified copy thereof prepared by the SHENZHEN TIMEWAY TESTING LABORATORIES, to his customer. Supplier or others persons directly concerned. SHENZHEN TIMEWAY TESTING LABORATORIES, will not, without the consent of the client enter into any discussion of correspondence with any third party concerning the contents of the report.
 In the event of the improper use of the report. The SHENZHEN TIMEWAY TESTING LABORATORIES, reserves the rights to withdraw it and to adopt any other remedies which may be appropriate.

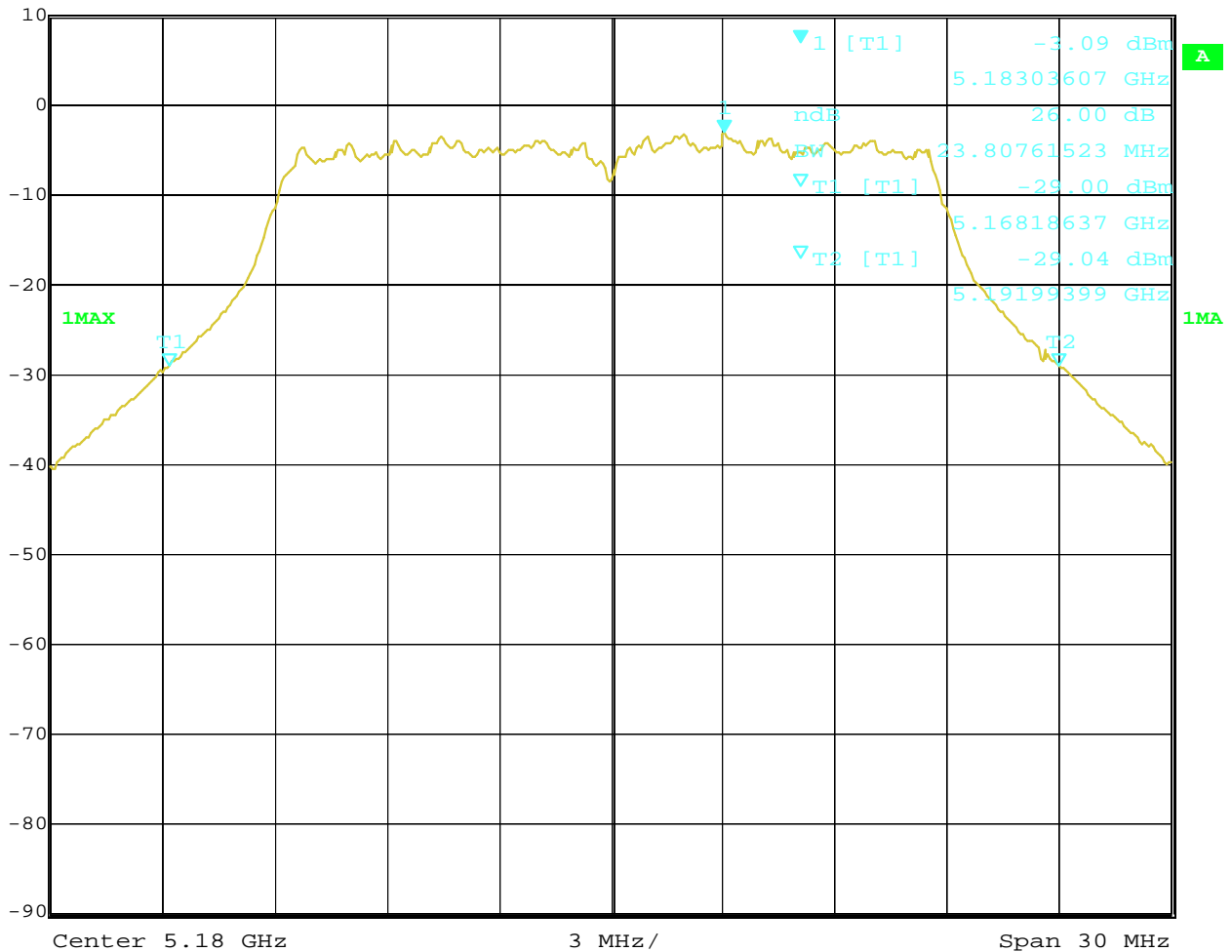


Test Configure

26dB Bandwidth

Channel 36

	Ref Lvl	Marker 1 [T1 ndB]	RBW	300 kHz	RF Att	20 dB
	10 dBm	ndB 26.00 dB	VBW	1 MHz		
		BW 23.80761523 MHz	SWT	5 ms	Unit	dBm



Date: 3.APR.2024 17:52:13

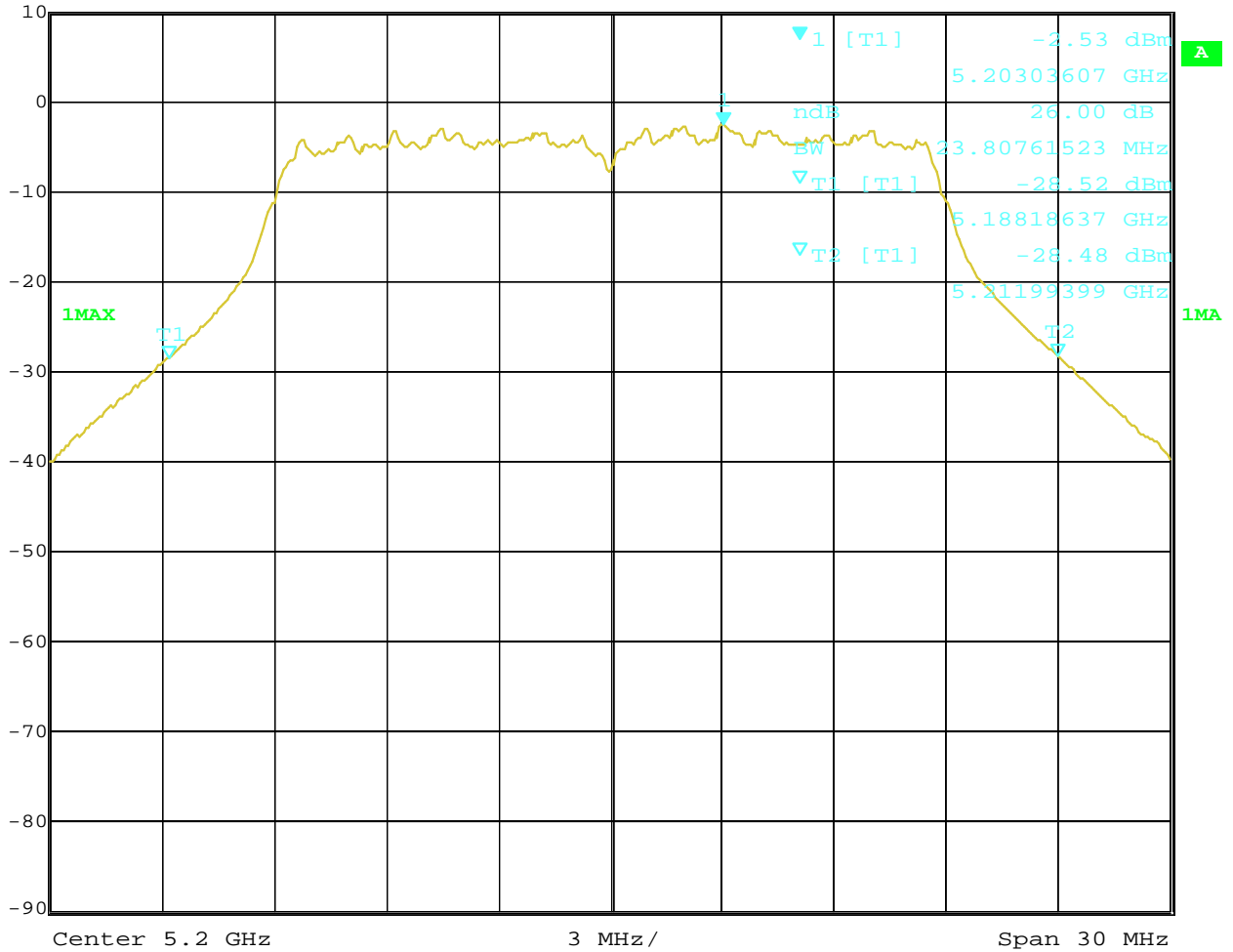
The report refers only to the sample tested and does not apply to the bulk.
 This report is issued in confidence to the client and it will be strictly treated as such by the SHENZHEN TIMEWAY TESTING LABORATORIES. It may not be reproduced rather in its entirety or in part and it may not be used for adverting. The client to whom the report is issued may, however, show or send it . or a certified copy there of prepared by the SHENZHEN TIMEWAY TESTING LABORATORIES. to his customer. Supplier or others persons directly concerned. SHENZHEN TIMEWAY TESTING LABORATORIES. will not, without the consent of the client enter into any discussion of correspondence with any third party concerning the contents of the report.
 In the event of the improper use of the report. The SHENZHEN TIMEWAY TESTING LABORATORIES. reserves the rights to withdraw it and to adopt any other remedies which may be appropriate.



Channel 40



Ref Lvl	Marker 1 [T1 ndB]	RBW	300 kHz	RF Att	20 dB
10 dBm	ndB 26.00 dB	VBW	1 MHz		
	BW 23.80761523 MHz	SWT	5 ms	Unit	dBm



Date: 3.APR.2024 17:56:33

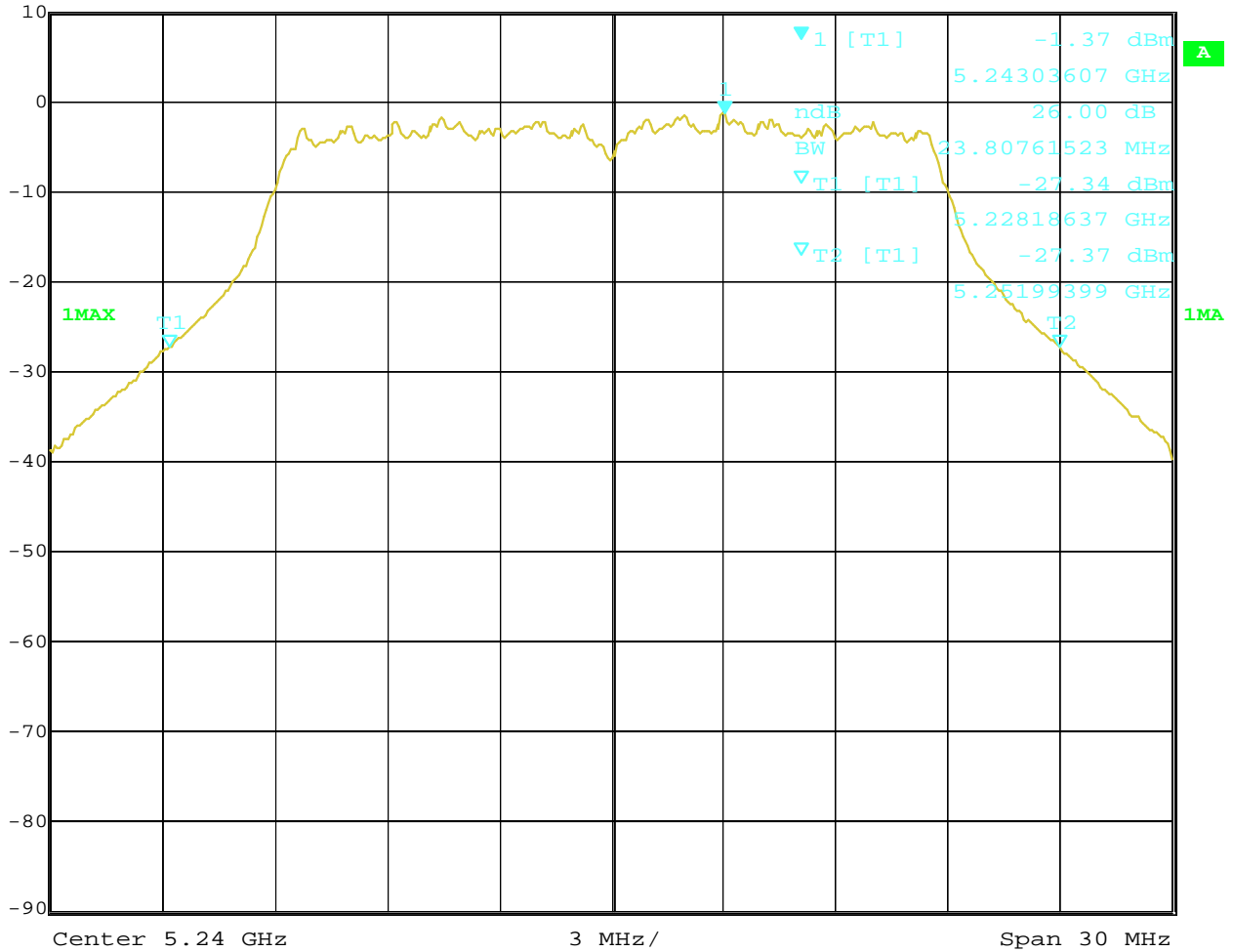
The report refers only to the sample tested and does not apply to the bulk.
 This report is issued in confidence to the client and it will be strictly treated as such by the SHENZHEN TIMEWAY TESTING LABORATORIES. It may not be reproduced rather in its entirety or in part and it may not be used for advertising. The client to whom the report is issued may, however, show or send it . or a certified copy there of prepared by the SHENZHEN TIMEWAY TESTING LABORATORIES. to his customer. Supplier or others persons directly concerned. SHENZHEN TIMEWAY TESTING LABORATORIES. will not, without the consent of the client enter into any discussion of correspondence with any third party concerning the contents of the report.
 In the event of the improper use of the report. The SHENZHEN TIMEWAY TESTING LABORATORIES. reserves the rights to withdraw it and to adopt any other remedies which may be appropriate.



Channel 48



Ref Lvl	Marker 1 [T1 ndB]	RBW	300 kHz	RF Att	20 dB
10 dBm	ndB 26.00 dB	VBW	1 MHz		
	BW 23.80761523 MHz	SWT	5 ms	Unit	dBm



Date: 3.APR.2024 17:59:27

The report refers only to the sample tested and does not apply to the bulk.
 This report is issued in confidence to the client and it will be strictly treated as such by the SHENZHEN TIMEWAY TESTING LABORATORIES. It may not be reproduced rather in its entirety or in part and it may not be used for advertizing. The client to whom the report is issued may, however, show or send it . or a certified copy there of prepared by the SHENZHEN TIMEWAY TESTING LABORATORIES. to his customer. Supplier or others persons directly concerned. SHENZHEN TIMEWAY TESTING LABORATORIES. will not, without the consent of the client enter into any discussion of correspondence with any third party concerning the contents of the report.
 In the event of the improper use of the report. The SHENZHEN TIMEWAY TESTING LABORATORIES. reserves the rights to withdraw it and to adopt any other remedies which may be appropriate.

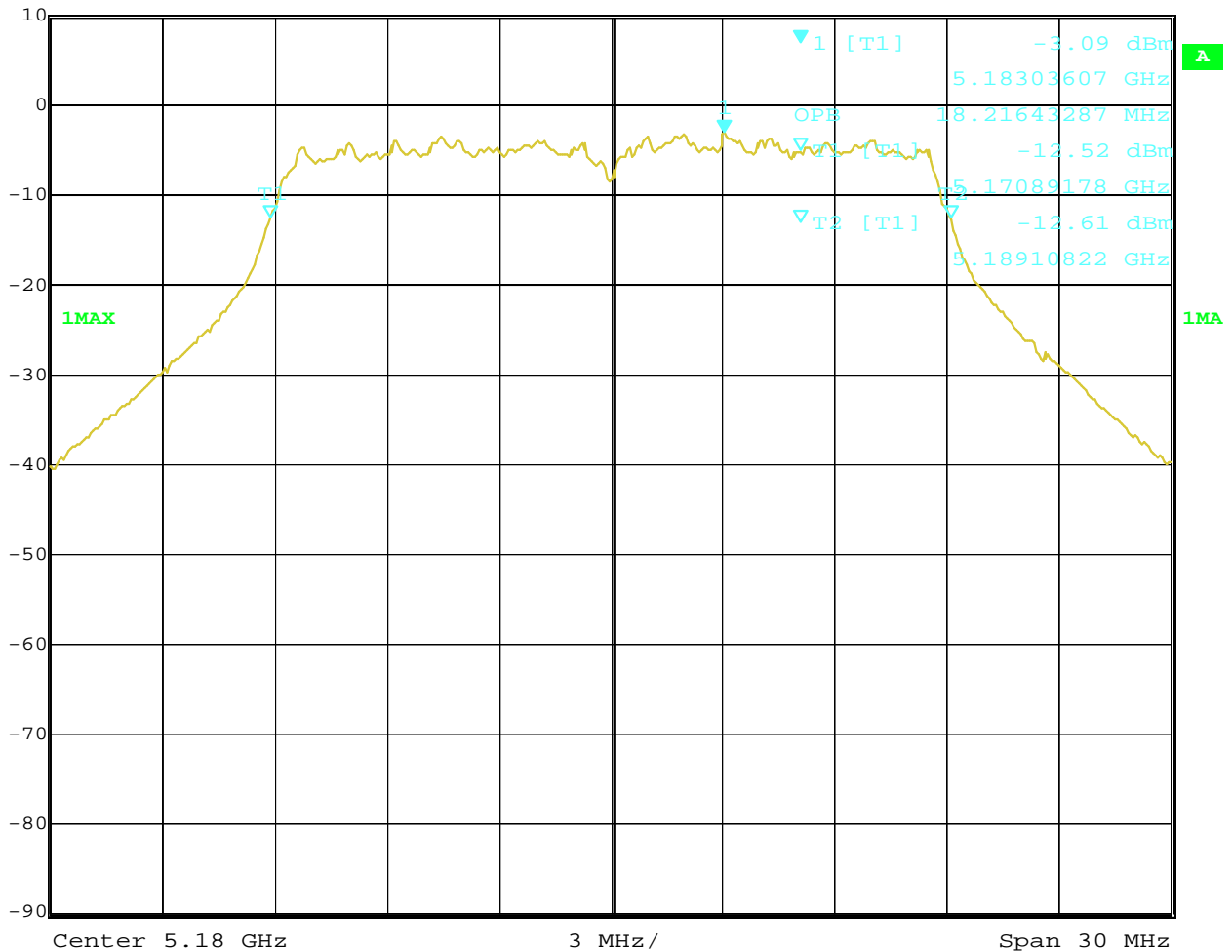


Test Configure

99% Bandwidth

Channel 36

	Ref Lvl	Marker 1 [T1]	RBW	300 kHz	RF Att	20 dB
	10 dBm	-3.09 dBm	VBW	1 MHz		
		5.18303607 GHz	SWT	5 ms	Unit	dBm



Date: 3.APR.2024 17:51:43

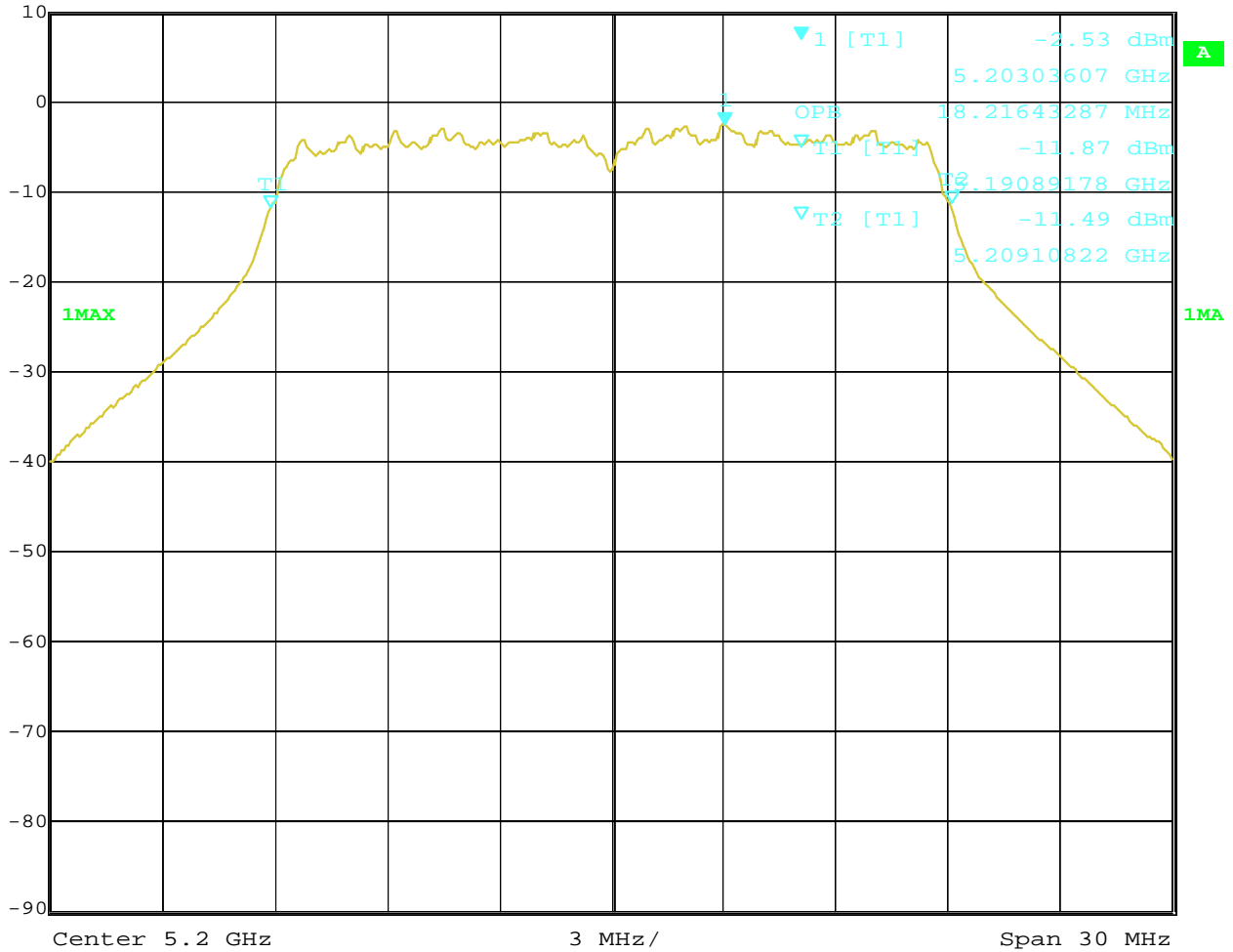
The report refers only to the sample tested and does not apply to the bulk.
 This report is issued in confidence to the client and it will be strictly treated as such by the SHENZHEN TIMEWAY TESTING LABORATORIES. It may not be reproduced rather in its entirety or in part and it may not be used for advertising. The client to whom the report is issued may, however, show or send it . or a certified copy there of prepared by the SHENZHEN TIMEWAY TESTING LABORATORIES. to his customer. Supplier or others persons directly concerned. SHENZHEN TIMEWAY TESTING LABORATORIES. will not, without the consent of the client enter into any discussion of correspondence with any third party concerning the contents of the report.
 In the event of the improper use of the report. The SHENZHEN TIMEWAY TESTING LABORATORIES. reserves the rights to withdraw it and to adopt any other remedies which may be appropriate.



Channel 40



Ref Lvl	Marker 1 [T1]	RBW	300 kHz	RF Att	20 dB
10 dBm	-2.53 dBm	VBW	1 MHz		
	5.20303607 GHz	SWT	5 ms	Unit	dBm



Date: 3.APR.2024 17:56:47

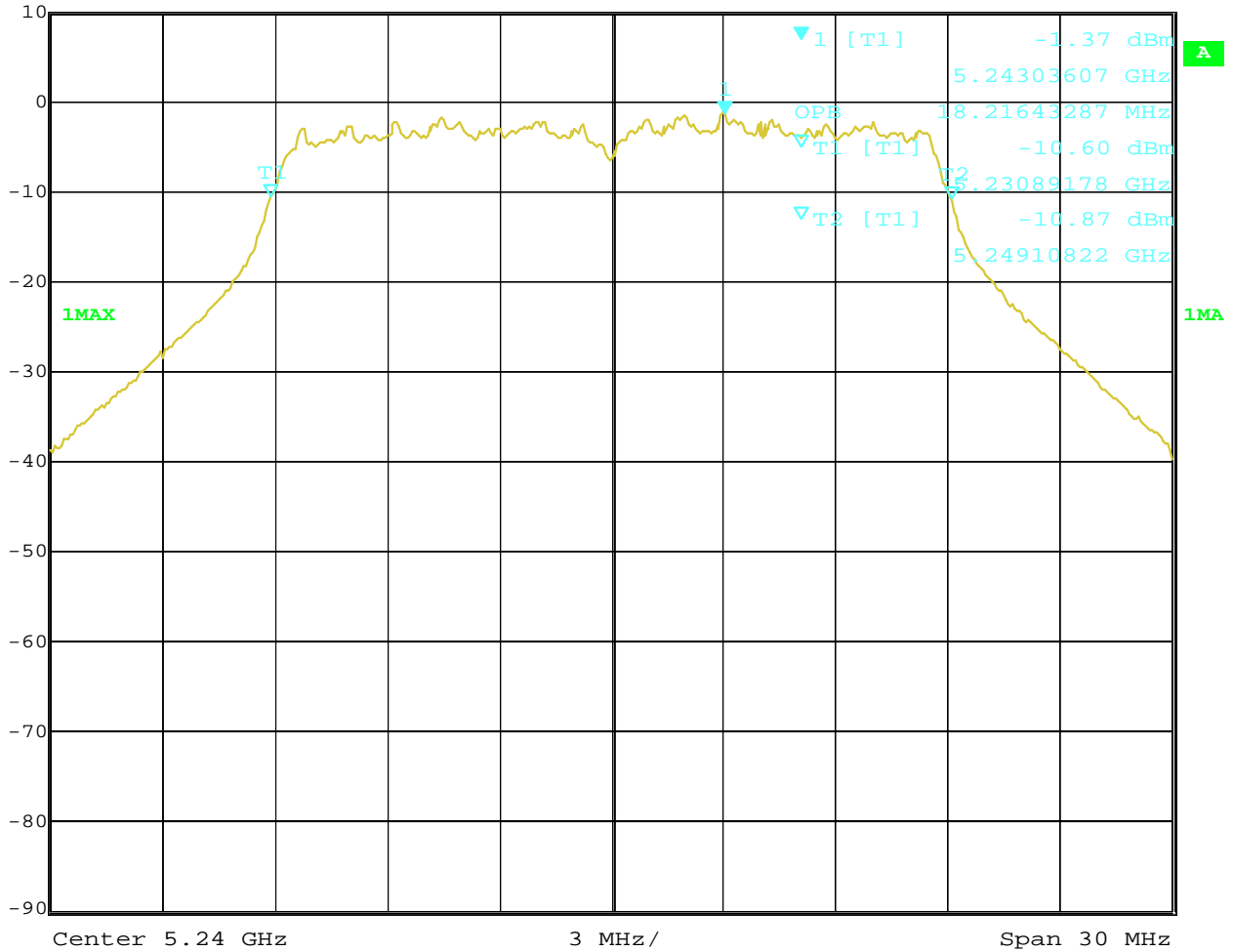
The report refers only to the sample tested and does not apply to the bulk.
 This report is issued in confidence to the client and it will be strictly treated as such by the SHENZHEN TIMEWAY TESTING LABORATORIES. It may not be reproduced rather in its entirety or in part and it may not be used for advertizing. The client to whom the report is issued may, however, show or send it . or a certified copy there of prepared by the SHENZHEN TIMEWAY TESTING LABORATORIES. to his customer. Supplier or others persons directly concerned. SHENZHEN TIMEWAY TESTING LABORATORIES. will not, without the consent of the client enter into any discussion of correspondence with any third party concerning the contents of the report.
 In the event of the improper use of the report. The SHENZHEN TIMEWAY TESTING LABORATORIES. reserves the rights to withdraw it and to adopt any other remedies which may be appropriate.



Channel 48



Ref Lvl	Marker 1 [T1]	RBW	300 kHz	RF Att	20 dB
10 dBm	-1.37 dBm	VBW	1 MHz		
	5.24303607 GHz	SWT	5 ms	Unit	dBm



Date: 3.APR.2024 17:58:55

The report refers only to the sample tested and does not apply to the bulk.
 This report is issued in confidence to the client and it will be strictly treated as such by the SHENZHEN TIMEWAY TESTING LABORATORIES. It may not be reproduced rather in its entirety or in part and it may not be used for adverting. The client to whom the report is issued may, however, show or send it . or a certified copy there of prepared by the SHENZHEN TIMEWAY TESTING LABORATORIES. to his customer. Supplier or others persons directly concerned. SHENZHEN TIMEWAY TESTING LABORATORIES. will not, without the consent of the client enter into any discussion of correspondence with any third party concerning the contents of the report.
 In the event of the improper use of the report. The SHENZHEN TIMEWAY TESTING LABORATORIES. reserves the rights to withdraw it and to adopt any other remedies which may be appropriate.



EUT		Commercial Kiosk Tablet		Model	ALU210
Mode		802.11ac VHT40		Input Voltage	120V~
Temperature		24 deg. C,		Humidity	56% RH
Channel	Channel Frequency (MHz)	Data Transfer Rate (Mbps)	Bandwidth (MHz)	Minimum Limit (MHz)	Pass/ Fail
26dB Bandwidth					
38	5190	mcs0	45.69	--	Pass
46	5230	mcs0	45.69	--	Pass
99% Bandwidth					
38	5190	mcs0	37.15	--	Pass
46	5230	mcs0	37.15	--	Pass

Note: Two antennas (Ant 0 and Ant 1) were tested and only the worst case was recorded in the test report. Ant 0 was the worst case.

The report refers only to the sample tested and does not apply to the bulk.
 This report is issued in confidence to the client and it will be strictly treated as such by the SHENZHEN TIMEWAY TESTING LABORATORIES. It may not be reproduced rather in its entirety or in part and it may not be used for advertising. The client to whom the report is issued may, however, show or send it . or a certified copy there of prepared by the SHENZHEN TIMEWAY TESTING LABORATORIES. to his customer. Supplier or others persons directly concerned. SHENZHEN TIMEWAY TESTING LABORATORIES. will not, without the consent of the client enter into any discussion of correspondence with any third party concerning the contents of the report.
 In the event of the improper use of the report. The SHENZHEN TIMEWAY TESTING LABORATORIES. reserves the rights to withdraw it and to adopt any other remedies which may be appropriate.

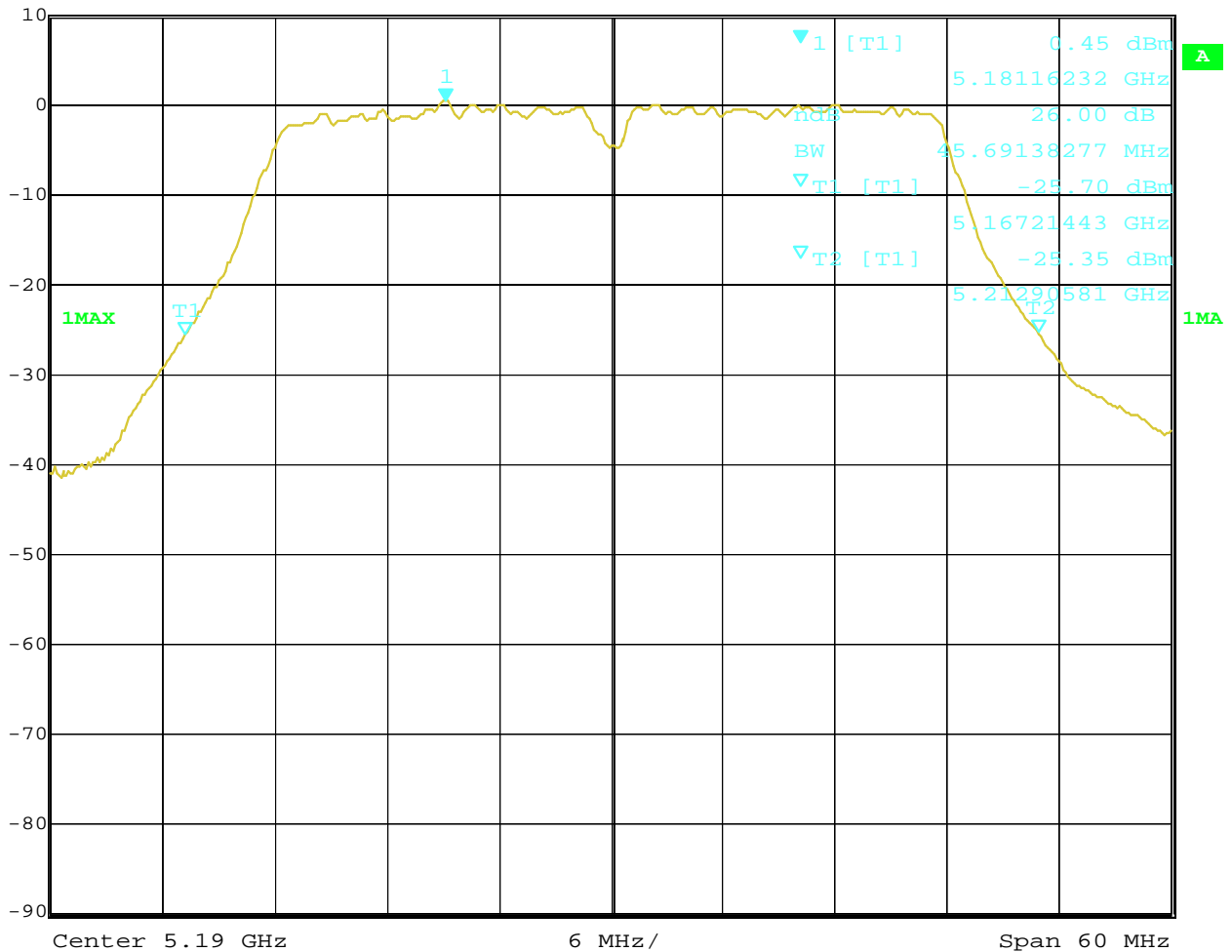


Test Configure

26dB Bandwidth

Channel 38

	Ref Lvl	Marker 1 [T1 ndB]	RBW	1 MHz	RF Att	20 dB
	10 dBm	ndB 26.00 dB	VBW	3 MHz		
		BW 45.69138277 MHz	SWT	5 ms	Unit	dBm



Date: 3.APR.2024 18:27:43

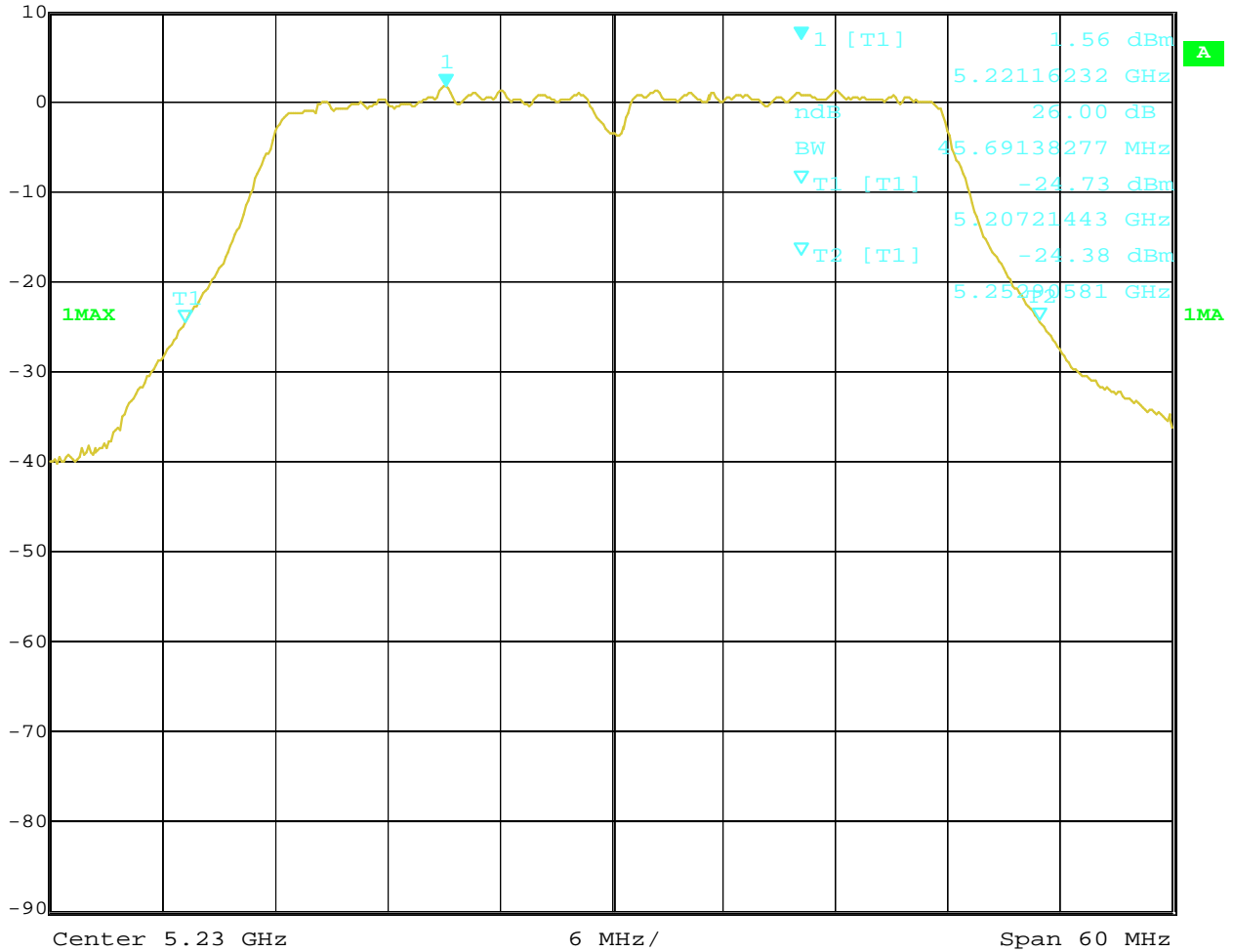
The report refers only to the sample tested and does not apply to the bulk.
 This report is issued in confidence to the client and it will be strictly treated as such by the SHENZHEN TIMEWAY TESTING LABORATORIES. It may not be reproduced rather in its entirety or in part and it may not be used for advertizing. The client to whom the report is issued may, however, show or send it . or a certified copy there of prepared by the SHENZHEN TIMEWAY TESTING LABORATORIES. to his customer. Supplier or others persons directly concerned. SHENZHEN TIMEWAY TESTING LABORATORIES. will not, without the consent of the client enter into any discussion of correspondence with any third party concerning the contents of the report.
 In the event of the improper use of the report. The SHENZHEN TIMEWAY TESTING LABORATORIES. reserves the rights to withdraw it and to adopt any other remedies which may be appropriate.



Channel 46



Ref Lvl	Marker 1 [T1 ndB]	RBW	1 MHz	RF Att	20 dB
10 dBm	ndB 26.00 dB	VBW	3 MHz		
	BW 45.69138277 MHz	SWT	5 ms	Unit	dBm



Date: 3.APR.2024 18:25:21

The report refers only to the sample tested and does not apply to the bulk.
 This report is issued in confidence to the client and it will be strictly treated as such by the SHENZHEN TIMEWAY TESTING LABORATORIES. It may not be reproduced rather in its entirety or in part and it may not be used for advertising. The client to whom the report is issued may, however, show or send it . or a certified copy there of prepared by the SHENZHEN TIMEWAY TESTING LABORATORIES. to his customer. Supplier or others persons directly concerned. SHENZHEN TIMEWAY TESTING LABORATORIES. will not, without the consent of the client enter into any discussion of correspondence with any third party concerning the contents of the report.
 In the event of the improper use of the report. The SHENZHEN TIMEWAY TESTING LABORATORIES. reserves the rights to withdraw it and to adopt any other remedies which may be appropriate.

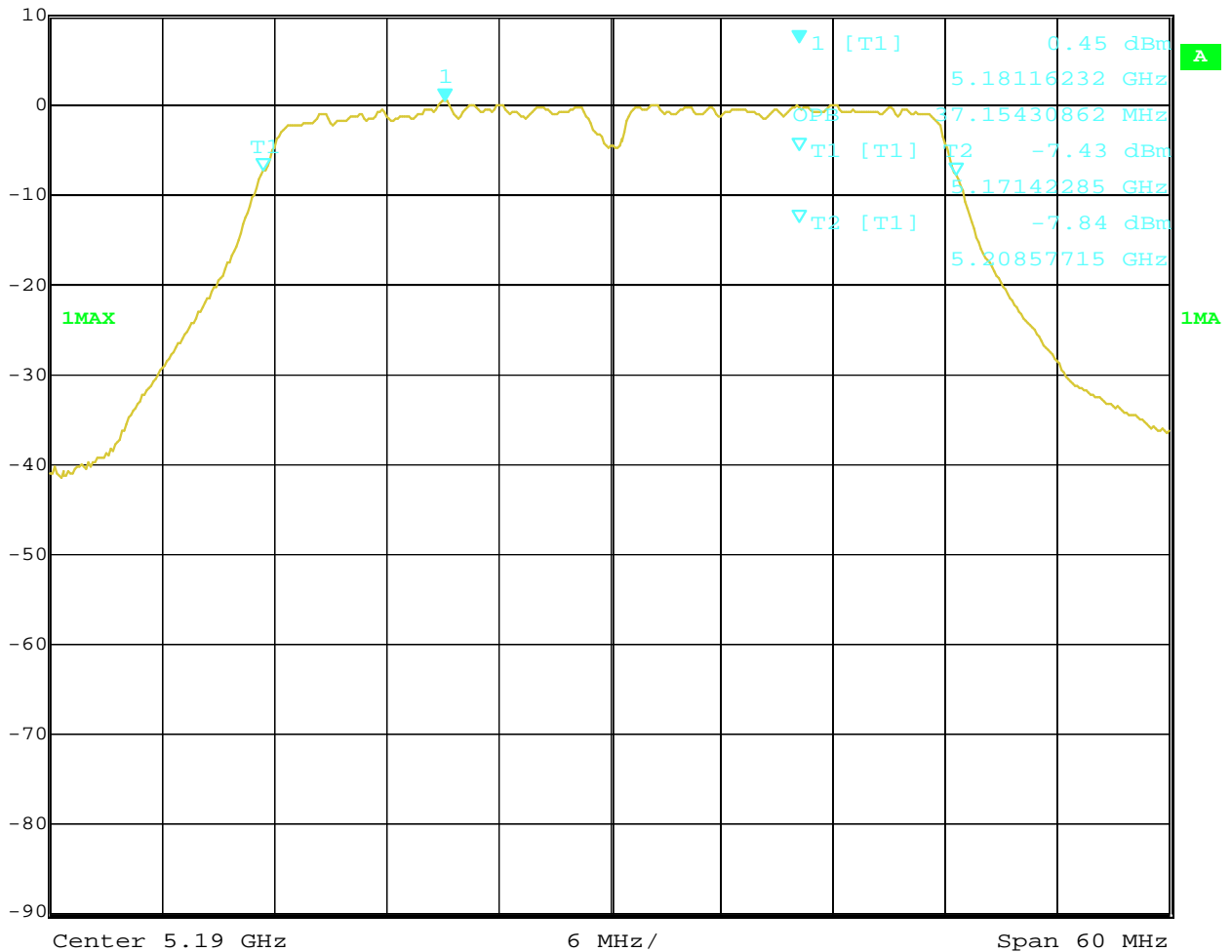


Test Configure

99% Bandwidth

Channel 38

	Ref Lvl	Marker 1 [T1]	RBW	1 MHz	RF Att	20 dB
	10 dBm	0.45 dBm	VBW	3 MHz		
		5.18116232 GHz	SWT	5 ms	Unit	dBm



Date: 3.APR.2024 18:27:55

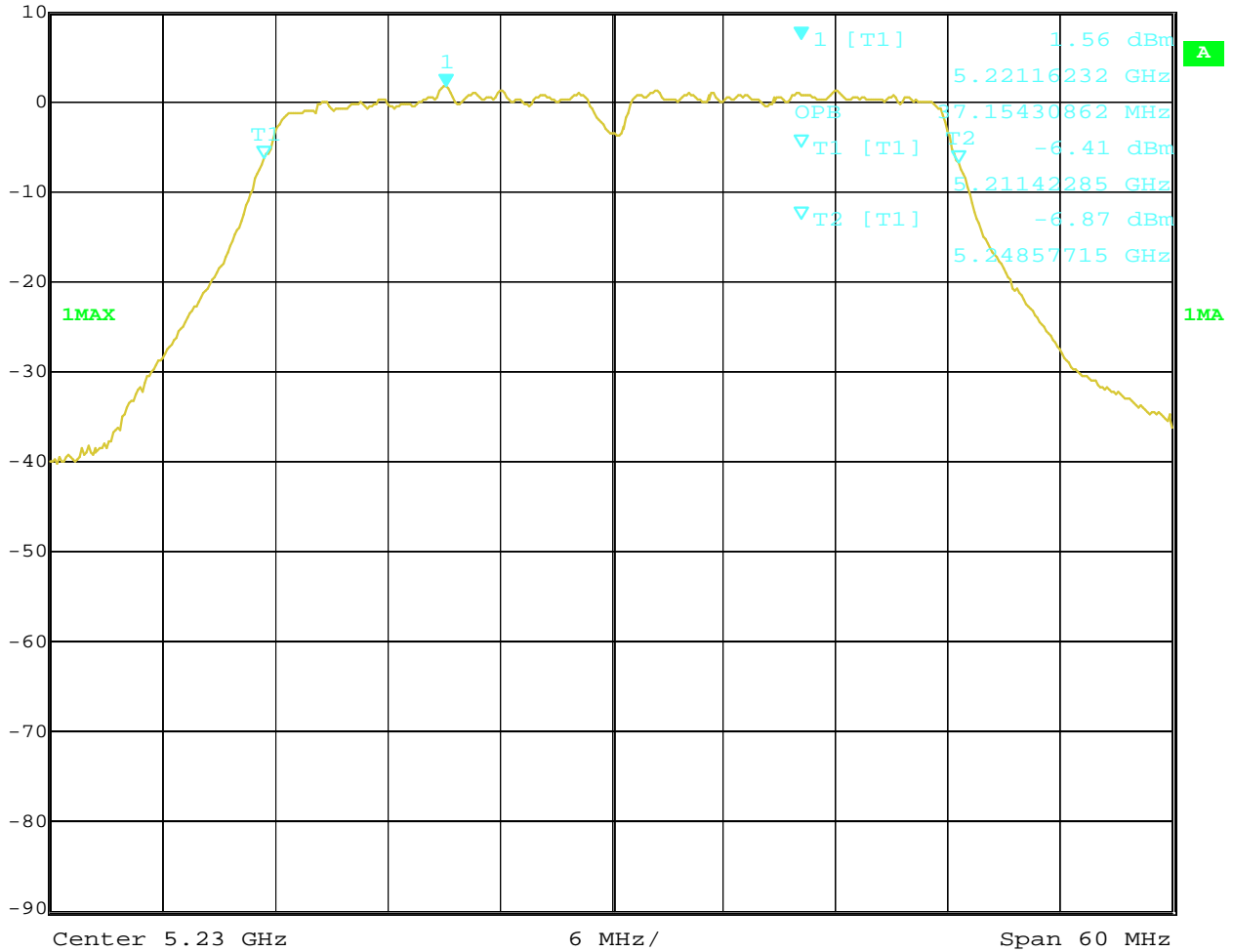
The report refers only to the sample tested and does not apply to the bulk.
 This report is issued in confidence to the client and it will be strictly treated as such by the SHENZHEN TIMEWAY TESTING LABORATORIES. It may not be reproduced rather in its entirety or in part and it may not be used for advertising. The client to whom the report is issued may, however, show or send it . or a certified copy there of prepared by the SHENZHEN TIMEWAY TESTING LABORATORIES. to his customer. Supplier or others persons directly concerned. SHENZHEN TIMEWAY TESTING LABORATORIES. will not, without the consent of the client enter into any discussion of correspondence with any third party concerning the contents of the report.
 In the event of the improper use of the report. The SHENZHEN TIMEWAY TESTING LABORATORIES. reserves the rights to withdraw it and to adopt any other remedies which may be appropriate.



Channel 46



Ref Lvl	Marker 1 [T1]	RBW	1 MHz	RF Att	20 dB
10 dBm	1.56 dBm	VBW	3 MHz		
	5.22116232 GHz	SWT	5 ms	Unit	dBm



Date: 3.APR.2024 18:25:05

The report refers only to the sample tested and does not apply to the bulk.
 This report is issued in confidence to the client and it will be strictly treated as such by the SHENZHEN TIMEWAY TESTING LABORATORIES. It may not be reproduced rather in its entirety or in part and it may not be used for advertising. The client to whom the report is issued may, however, show or send it . or a certified copy there of prepared by the SHENZHEN TIMEWAY TESTING LABORATORIES. to his customer. Supplier or others persons directly concerned. SHENZHEN TIMEWAY TESTING LABORATORIES. will not, without the consent of the client enter into any discussion of correspondence with any third party concerning the contents of the report.
 In the event of the improper use of the report. The SHENZHEN TIMEWAY TESTING LABORATORIES. reserves the rights to withdraw it and to adopt any other remedies which may be appropriate.



EUT		Commercial Kiosk Tablet		Model	ALU210
Mode		802.11ac VHT80		Input Voltage	120V~
Temperature		24 deg. C,		Humidity	56% RH
Channel	Channel Frequency (MHz)	Data Transfer Rate (Mbps)	Bandwidth (MHz)	Minimum Limit (MHz)	Pass/ Fail
26dB Bandwidth					
42	5210	mcs0	85.61	--	Pass
99% Bandwidth					
42	5210	mcs0	76.23	--	Pass

Note: Two antennas (Ant 0 and Ant 1) were tested and only the worst case was recorded in the test report. Ant 0 was the worst case.

The report refers only to the sample tested and does not apply to the bulk.
 This report is issued in confidence to the client and it will be strictly treated as such by the SHENZHEN TIMEWAY TESTING LABORATORIES. It may not be reproduced rather in its entirety or in part and it may not be used for advertising. The client to whom the report is issued may, however, show or send it . or a certified copy there of prepared by the SHENZHEN TIMEWAY TESTING LABORATORIES. to his customer. Supplier or others persons directly concerned. SHENZHEN TIMEWAY TESTING LABORATORIES. will not, without the consent of the client enter into any discussion of correspondence with any third party concerning the contents of the report.
 In the event of the improper use of the report. The SHENZHEN TIMEWAY TESTING LABORATORIES. reserves the rights to withdraw it and to adopt any other remedies which may be appropriate.

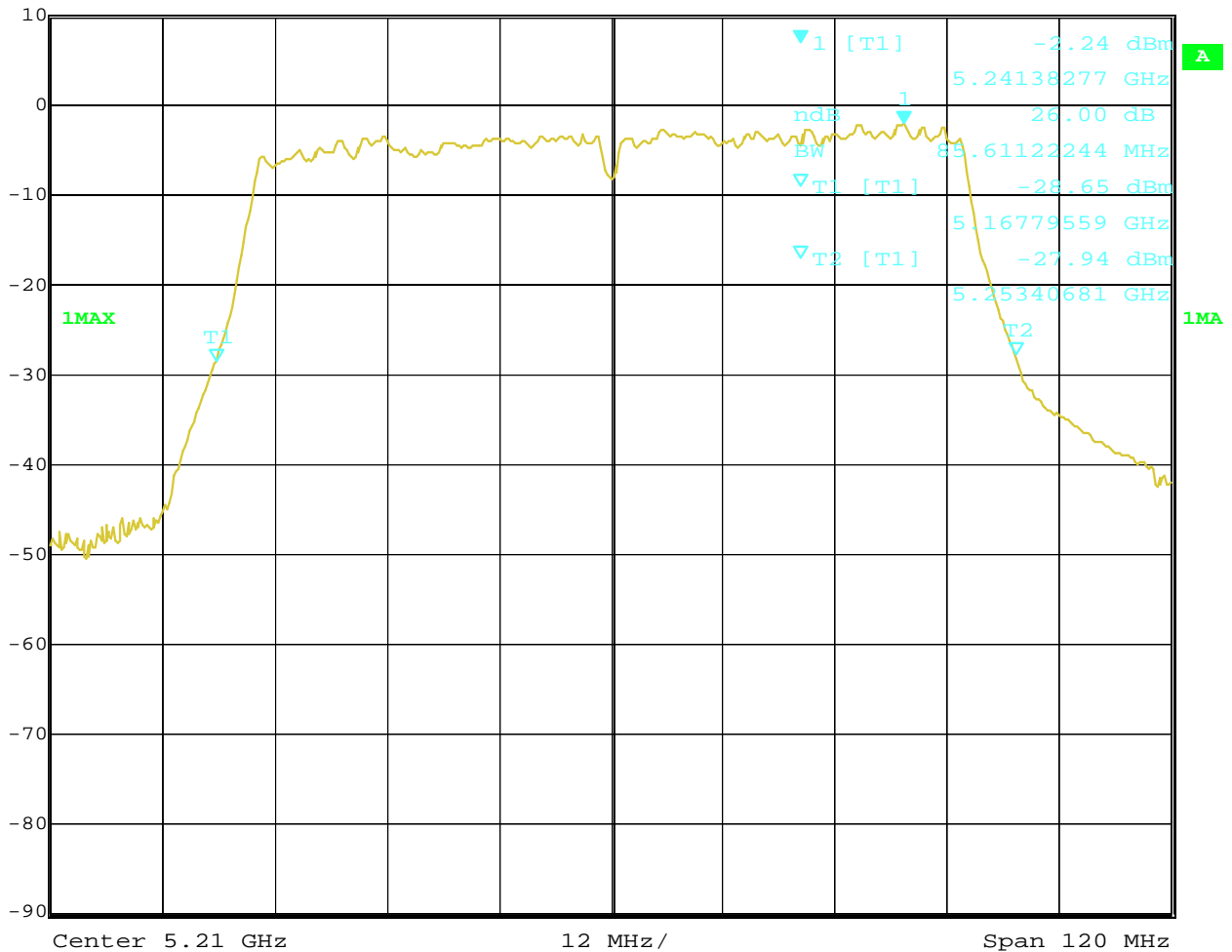


Test Configure

26dB Bandwidth

Channel 42

	Ref Lvl	Marker 1 [T1 ndB]	RBW	1 MHz	RF Att	20 dB
	10 dBm	ndB 26.00 dB	VBW	3 MHz		
		BW 85.61122244 MHz	SWT	5 ms	Unit	dBm



Date: 3.APR.2024 18:39:34

The report refers only to the sample tested and does not apply to the bulk.
 This report is issued in confidence to the client and it will be strictly treated as such by the SHENZHEN TIMEWAY TESTING LABORATORIES. It may not be reproduced rather in its entirety or in part and it may not be used for adverting. The client to whom the report is issued may, however, show or send it . or a certified copy there of prepared by the SHENZHEN TIMEWAY TESTING LABORATORIES. to his customer. Supplier or others persons directly concerned. SHENZHEN TIMEWAY TESTING LABORATORIES. will not, without the consent of the client enter into any discussion of correspondence with any third party concerning the contents of the report.
 In the event of the improper use of the report. The SHENZHEN TIMEWAY TESTING LABORATORIES. reserves the rights to withdraw it and to adopt any other remedies which may be appropriate.

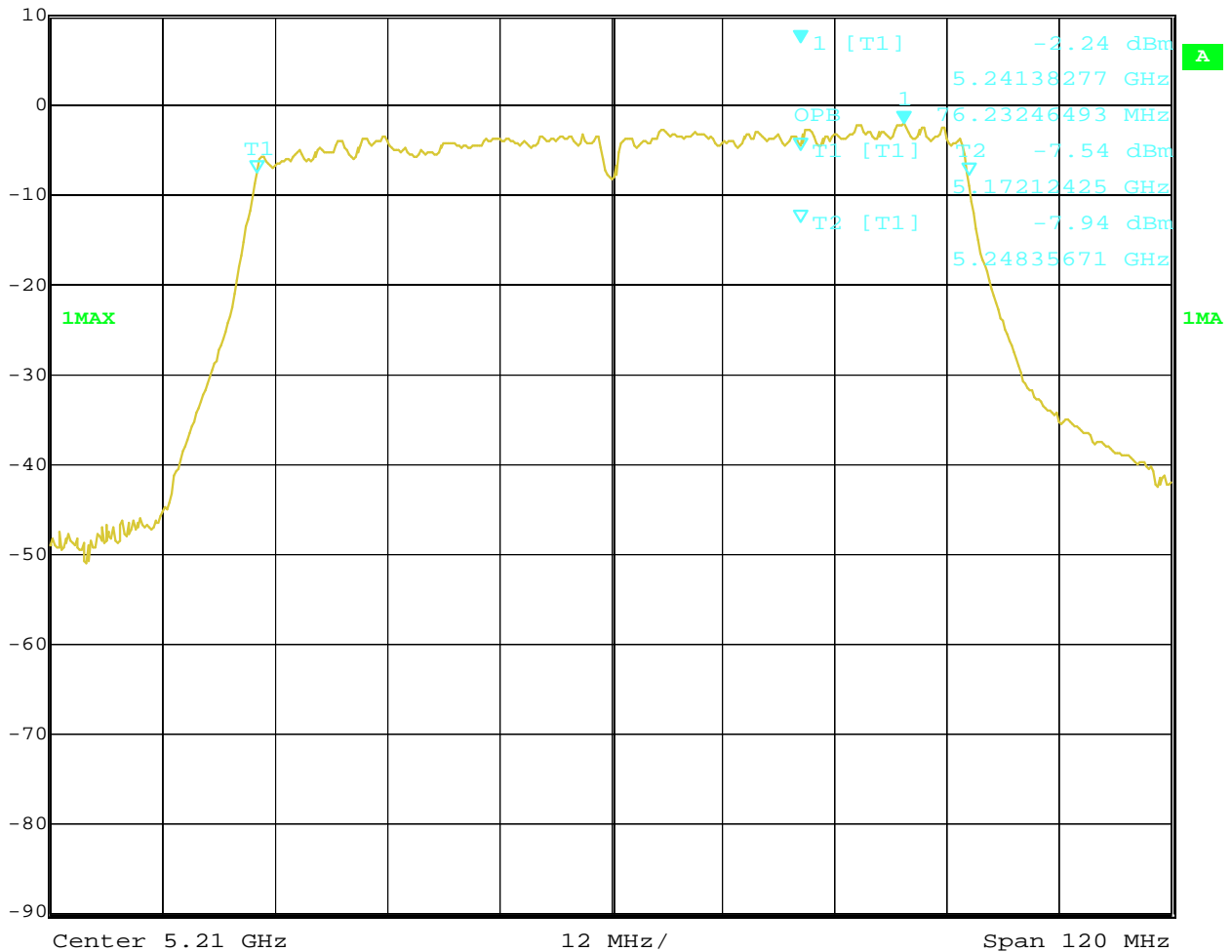


Test Configure

99% Bandwidth

Channel 42

	Ref Lvl	Marker 1 [T1]	RBW	1 MHz	RF Att	20 dB
	10 dBm	-2.24 dBm	VBW	3 MHz		
		5.24138277 GHz	SWT	5 ms	Unit	dBm



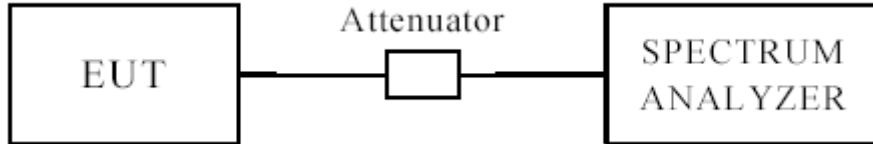
Date: 3.APR.2024 18:39:11

The report refers only to the sample tested and does not apply to the bulk.
 This report is issued in confidence to the client and it will be strictly treated as such by the SHENZHEN TIMEWAY TESTING LABORATORIES. It may not be reproduced rather in its entirety or in part and it may not be used for adverting. The client to whom the report is issued may, however, show or send it . or a certified copy there of prepared by the SHENZHEN TIMEWAY TESTING LABORATORIES. to his customer. Supplier or others persons directly concerned. SHENZHEN TIMEWAY TESTING LABORATORIES. will not, without the consent of the client enter into any discussion of correspondence with any third party concerning the contents of the report.
 In the event of the improper use of the report. The SHENZHEN TIMEWAY TESTING LABORATORIES. reserves the rights to withdraw it and to adopt any other remedies which may be appropriate.



8.0 Peak Transmit Power Measurement

8.1 Test Setup



8.2 Limits of Peak Transmit Power Measurement

For client devices in the 5.15-5.25 GHz band	250mW (24 dBm)
--	----------------

8.3 Test Procedure

The average power output was measured with a Spectrum analyzer connected to the RF Antenna connector (conducted measurement) while EUT was operating in transmit mode at the appropriate centre frequency.

Note: the average power was measured

The report refers only to the sample tested and does not apply to the bulk.

This report is issued in confidence to the client and it will be strictly treated as such by the SHENZHEN TIMEWAY TESTING LABORATORIES. It may not be reproduced rather in its entirety or in part and it may not be used for advertising. The client to whom the report is issued may, however, show or send it or a certified copy thereof prepared by the SHENZHEN TIMEWAY TESTING LABORATORIES to his customer. Supplier or others persons directly concerned. SHENZHEN TIMEWAY TESTING LABORATORIES will not, without the consent of the client enter into any discussion of correspondence with any third party concerning the contents of the report.

In the event of the improper use of the report. The SHENZHEN TIMEWAY TESTING LABORATORIES reserves the rights to withdraw it and to adopt any other remedies which may be appropriate.



8.4 Test Results

EUT		Commercial Kiosk Tablet		Model		ALU210	
Mode		802.11a		Test Voltage		120V~	
Temperature		24 deg. C,		Humidity		56% RH	
Channel	Frequency (MHz)	Ant 0		Ant 1		Limit (dBm)	Pass/ Fail
		dBm	mW	dBm	mW		
36	5180	0.64	1.16	0.59	1.15	24	Pass
40	5200	1.08	1.28	1.03	1.27	24	Pass
48	5240	2.14	1.64	2.09	1.62	24	Pass

Note: 1. At final test to get the worst-case emission at 6Mbps for CH36, CH40 and CH48

2. The result basic equation calculation as follow:

$$\text{Average Power Output} = \text{AV Power Reading} + \text{Cable loss} + \text{Attenuator}$$

3. The worse case was recorded

EUT		Commercial Kiosk Tablet		Model		ALU210		
Mode		802.11n HT20		Test Voltage		120V~		
Temperature		24 deg. C,		Humidity		56% RH		
Channel	Frequency (MHz)	Ant 0		Ant 1		Total Power-MIMO (dBm)	Limit (dBm)	Pass/ Fail
		dBm	mW	dBm	mW			
36	5180	-0.31	0.93	-0.36	0.92	2.68	24	Pass
40	5200	0.33	1.08	0.28	1.07	3.32	24	Pass
48	5240	1.52	1.42	1.48	1.41	4.51	24	Pass

Note: 1. At final test to get the worst-case emission at mcs0 for CH36, CH40 and CH48

2. The result basic equation calculation as follow:

$$\text{Average Power Output} = \text{AV Power Reading} + \text{Cable loss} + \text{Attenuator}$$

3. The worse case was recorded

The report refers only to the sample tested and does not apply to the bulk.

This report is issued in confidence to the client and it will be strictly treated as such by the SHENZHEN TIMEWAY TESTING LABORATORIES. It may not be reproduced rather in its entirety or in part and it may not be used for advertising. The client to whom the report is issued may, however, show or send it or a certified copy thereof prepared by the SHENZHEN TIMEWAY TESTING LABORATORIES to his customer. Supplier or others persons directly concerned. SHENZHEN TIMEWAY TESTING LABORATORIES will not, without the consent of the client enter into any discussion of correspondence with any third party concerning the contents of the report.

In the event of the improper use of the report. The SHENZHEN TIMEWAY TESTING LABORATORIES reserves the rights to withdraw it and to adopt any other remedies which may be appropriate.



EUT		Commercial Kiosk Tablet				Model		ALU210	
Mode		802.11n HT40				Test Voltage		120V~	
Temperature		24 deg. C,				Humidity		56% RH	
Channel	Frequency (MHz)	Ant 0		Ant 1		Total Power-MIMO (dBm)	Limit (dBm)	Pass/ Fail	
		dBm	mW	dBm	mW				
38	5190	-1.83	0.66	-1.88	0.65	1.16	24	Pass	
46	5230	-0.70	0.85	-0.75	0.84	2.29	24	Pass	

- Note: 1. At final test to get the worst-case emission at mcs0 for CH38 and CH46
 2. The result basic equation calculation as follow:
 Average Power Output = AV Power Reading + Cable loss + Attenuator
 3. The worse case was recorded

EUT		Commercial Kiosk Tablet				Model		ALU210	
Mode		802.11ac VHT20				Test Voltage		120V~	
Temperature		24 deg. C,				Humidity		56% RH	
Channel	Frequency (MHz)	Ant 0		Ant 1		Total Power-MIMO (dBm)	Limit (dBm)	Pass/ Fail	
		dBm	mW	dBm	mW				
36	5180	-0.28	0.94	-0.32	0.93	2.71	24	Pass	
40	5200	0.22	1.05	0.17	1.04	3.21	24	Pass	
48	5240	1.42	1.39	1.37	1.37	4.41	24	Pass	

- Note: 1. At final test to get the worst-case emission at mcs0 for CH36, CH40 and CH48
 2. The result basic equation calculation as follow:
 Average Power Output = AV Power Reading + Cable loss + Attenuator
 3. The worse case was recorded

The report refers only to the sample tested and does not apply to the bulk.
 This report is issued in confidence to the client and it will be strictly treated as such by the SHENZHEN TIMEWAY TESTING LABORATORIES. It may not be reproduced rather in its entirety or in part and it may not be used for advertising. The client to whom the report is issued may, however, show or send it . or a certified copy there of prepared by the SHENZHEN TIMEWAY TESTING LABORATORIES. to his customer. Supplier or others persons directly concerned. SHENZHEN TIMEWAY TESTING LABORATORIES. will not, without the consent of the client enter into any discussion of correspondence with any third party concerning the contents of the report.
 In the event of the improper use of the report. The SHENZHEN TIMEWAY TESTING LABORATORIES. reserves the rights to withdraw it and to adopt any other remedies which may be appropriate.



EUT		Commercial Kiosk Tablet		Model		ALU210		
Mode		802.11ac VHT40		Test Voltage		120V~		
Temperature		24 deg. C,		Humidity		56% RH		
Channel	Frequency (MHz)	Ant 0		Ant 1		Total Power-MIMO (dBm)	Limit (dBm)	Pass/ Fail
		dBm	mW	dBm	mW			
38	5190	-1.87	0.65	-1.92	0.64	1.12	24	Pass
46	5230	-0.73	0.85	-0.78	0.84	2.26	24	Pass

- Note: 1. At final test to get the worst-case emission at mcs0 for CH38 and CH46
 2. The result basic equation calculation as follow:

$$\text{Average Power Output} = \text{AV Power Reading} + \text{Cable loss} + \text{Attenuator}$$

 3. The worse case was recorded

EUT		Commercial Kiosk Tablet		Model		ALU210		
Mode		802.11ac VHT80		Test Voltage		120V~		
Temperature		24 deg. C,		Humidity		56% RH		
Channel	Frequency (MHz)	Ant 0		Ant 1		Total Power-MIMO (dBm)	Limit (dBm)	Pass/ Fail
		dBm	mW	dBm	mW			
42	5210	-3.93	0.4	-3.98	0.4	-0.94	24	Pass

- Note: 1. At final test to get the worst-case emission at mcs0 s for CH42
 2. The result basic equation calculation as follow:

$$\text{Average Power Output} = \text{AV Power Reading} + \text{Cable loss} + \text{Attenuator}$$

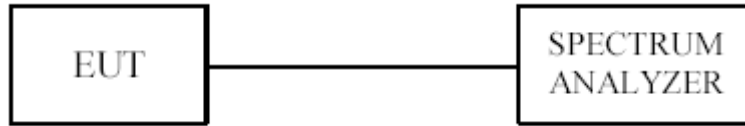
 3. The worse case was recorded

The report refers only to the sample tested and does not apply to the bulk.
 This report is issued in confidence to the client and it will be strictly treated as such by the SHENZHEN TIMEWAY TESTING LABORATORIES. It may not be reproduced rather in its entirety or in part and it may not be used for advertising. The client to whom the report is issued may, however, show or send it . or a certified copy there of prepared by the SHENZHEN TIMEWAY TESTING LABORATORIES. to his customer. Supplier or others persons directly concerned. SHENZHEN TIMEWAY TESTING LABORATORIES. will not, without the consent of the client enter into any discussion of correspondence with any third party concerning the contents of the report.
 In the event of the improper use of the report. The SHENZHEN TIMEWAY TESTING LABORATORIES. reserves the rights to withdraw it and to adopt any other remedies which may be appropriate.



9. Power Spectral Density Measurement

9.1 Test Setup



9.2 Limits of Power Spectral Density Measurement

Operation Band	Limit
U-NII-1	11dBm/MHz

9.3 Test Procedure

1. The EUT was directly connected to the spectrum analyzer
2. Set the RBW = 1MHz.
3. Set the VBW = 3MHz.
4. Set the span to encompass the entire emissions bandwidth (EBW) of the signal
5. Detector = RMS
6. Sweep time = auto couple.
7. Trace mode = max hold.
8. Allow trace to fully stabilize.
9. Use the peak marker function to determine the maximum amplitude level.

The report refers only to the sample tested and does not apply to the bulk.

This report is issued in confidence to the client and it will be strictly treated as such by the SHENZHEN TIMEWAY TESTING LABORATORIES. It may not be reproduced rather in its entirety or in part and it may not be used for advertising. The client to whom the report is issued may, however, show or send it, or a certified copy thereof prepared by the SHENZHEN TIMEWAY TESTING LABORATORIES, to his customer, Supplier or others persons directly concerned. SHENZHEN TIMEWAY TESTING LABORATORIES, will not, without the consent of the client enter into any discussion of correspondence with any third party concerning the contents of the report.

In the event of the improper use of the report, The SHENZHEN TIMEWAY TESTING LABORATORIES, reserves the rights to withdraw it and to adopt any other remedies which may be appropriate.



9.4 Test Result

EUT	Commercial Kiosk Tablet	Model	ALU210	
Mode	802.11a	Test Voltage	120V~	
Temperature	24 deg. C,	Humidity	56% RH	
Channel	Frequency (MHz)	Power Spectral Density(dBm/MHz)	Limit (dBm)	Pass/ Fail
36	5180	-4.89	11	Pass
40	5200	-4.26	11	Pass
48	5240	-3.07	11	Pass

Note: Two antennas (Ant 0 and Ant 1) were tested and only the worst case was recorded in the test report. Ant 0 was the worst case.

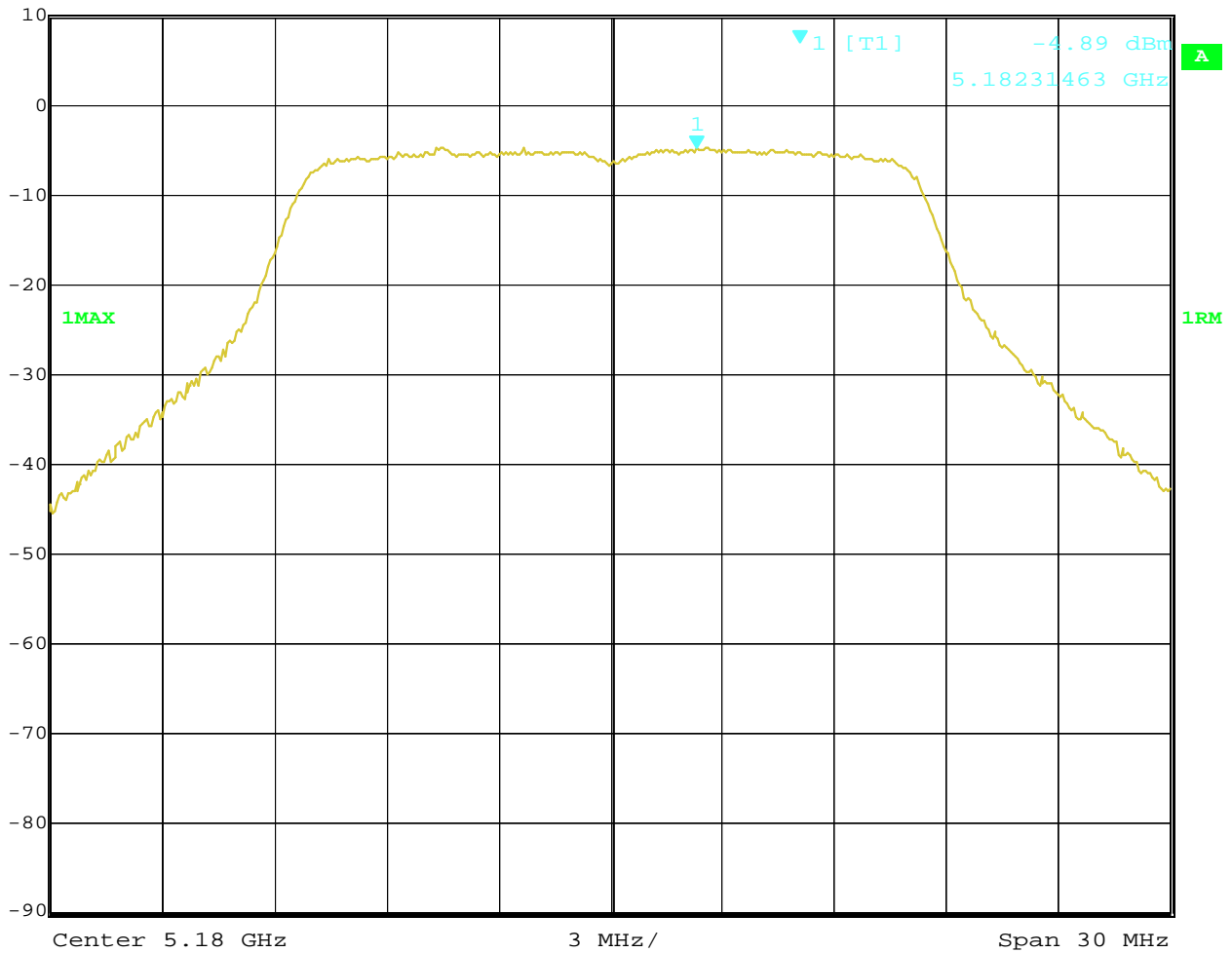
The report refers only to the sample tested and does not apply to the bulk.
This report is issued in confidence to the client and it will be strictly treated as such by the SHENZHEN TIMEWAY TESTING LABORATORIES. It may not be reproduced rather in its entirety or in part and it may not be used for advertising. The client to whom the report is issued may, however, show or send it or a certified copy thereof prepared by the SHENZHEN TIMEWAY TESTING LABORATORIES to his customer. Supplier or others persons directly concerned. SHENZHEN TIMEWAY TESTING LABORATORIES will not, without the consent of the client enter into any discussion of correspondence with any third party concerning the contents of the report.
In the event of the improper use of the report. The SHENZHEN TIMEWAY TESTING LABORATORIES reserves the rights to withdraw it and to adopt any other remedies which may be appropriate.



9.5 Plots of Power Spectral Density Measurement

1.802.11a at CH36

	Ref Lvl	Marker 1 [T1]	RBW	1 MHz	RF Att	20 dB
	10 dBm	-4.89 dBm	VBW	3 MHz		
		5.18231463 GHz	SWT	5 ms	Unit	dBm



Date: 7.APR.2024 15:08:40

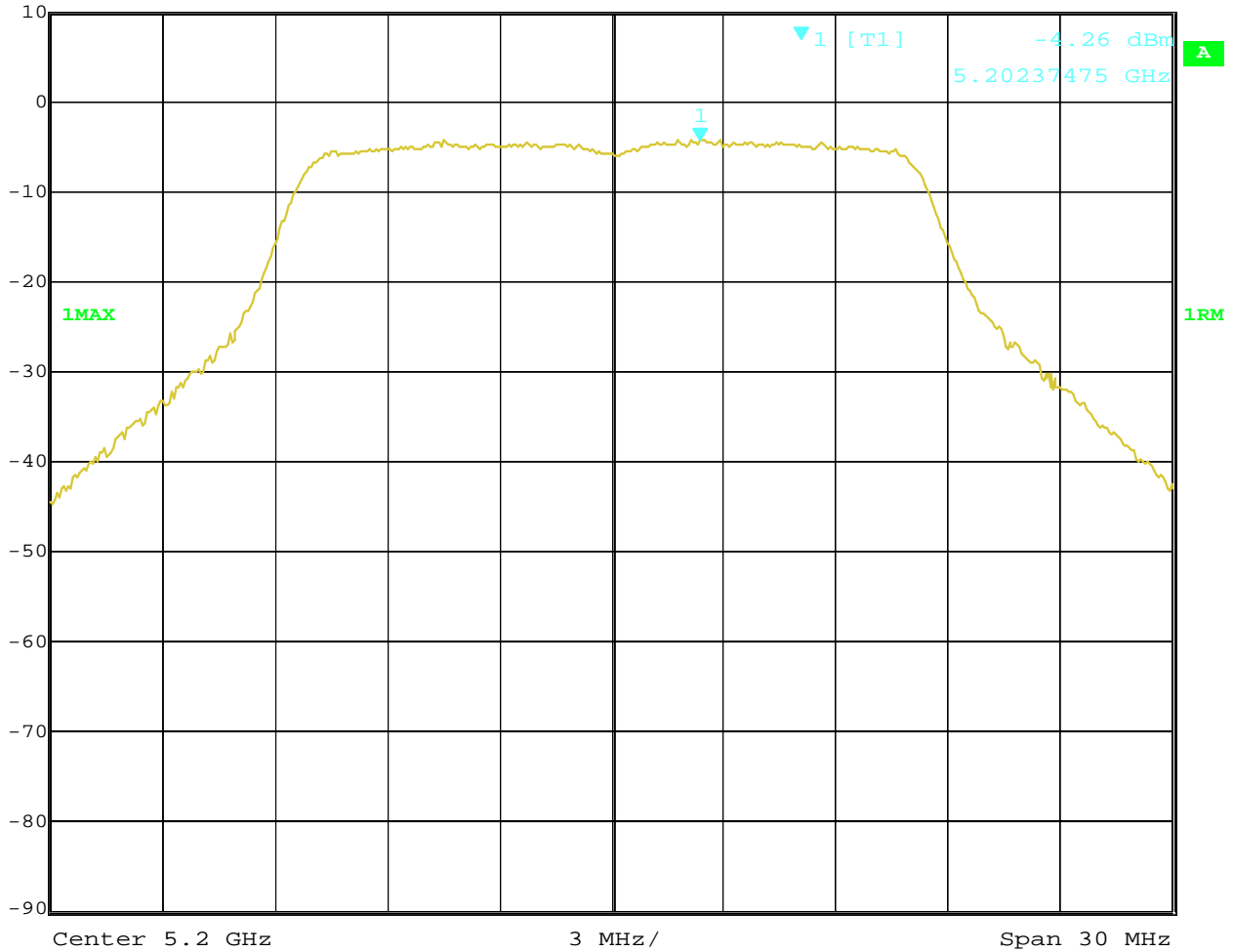
The report refers only to the sample tested and does not apply to the bulk.
 This report is issued in confidence to the client and it will be strictly treated as such by the SHENZHEN TIMEWAY TESTING LABORATORIES. It may not be reproduced rather in its entirety or in part and it may not be used for advertising. The client to whom the report is issued may, however, show or send it . or a certified copy there of prepared by the SHENZHEN TIMEWAY TESTING LABORATORIES. to his customer. Supplier or others persons directly concerned. SHENZHEN TIMEWAY TESTING LABORATORIES. will not, without the consent of the client enter into any discussion of correspondence with any third party concerning the contents of the report.
 In the event of the improper use of the report. The SHENZHEN TIMEWAY TESTING LABORATORIES. reserves the rights to withdraw it and to adopt any other remedies which may be appropriate.



2.802.11a at CH40



Ref Lvl	Marker 1 [T1]	RBW	1 MHz	RF Att	20 dB
10 dBm	-4.26 dBm	VBW	3 MHz		
	5.20237475 GHz	SWT	5 ms	Unit	dBm



Date: 7.APR.2024 15:10:28

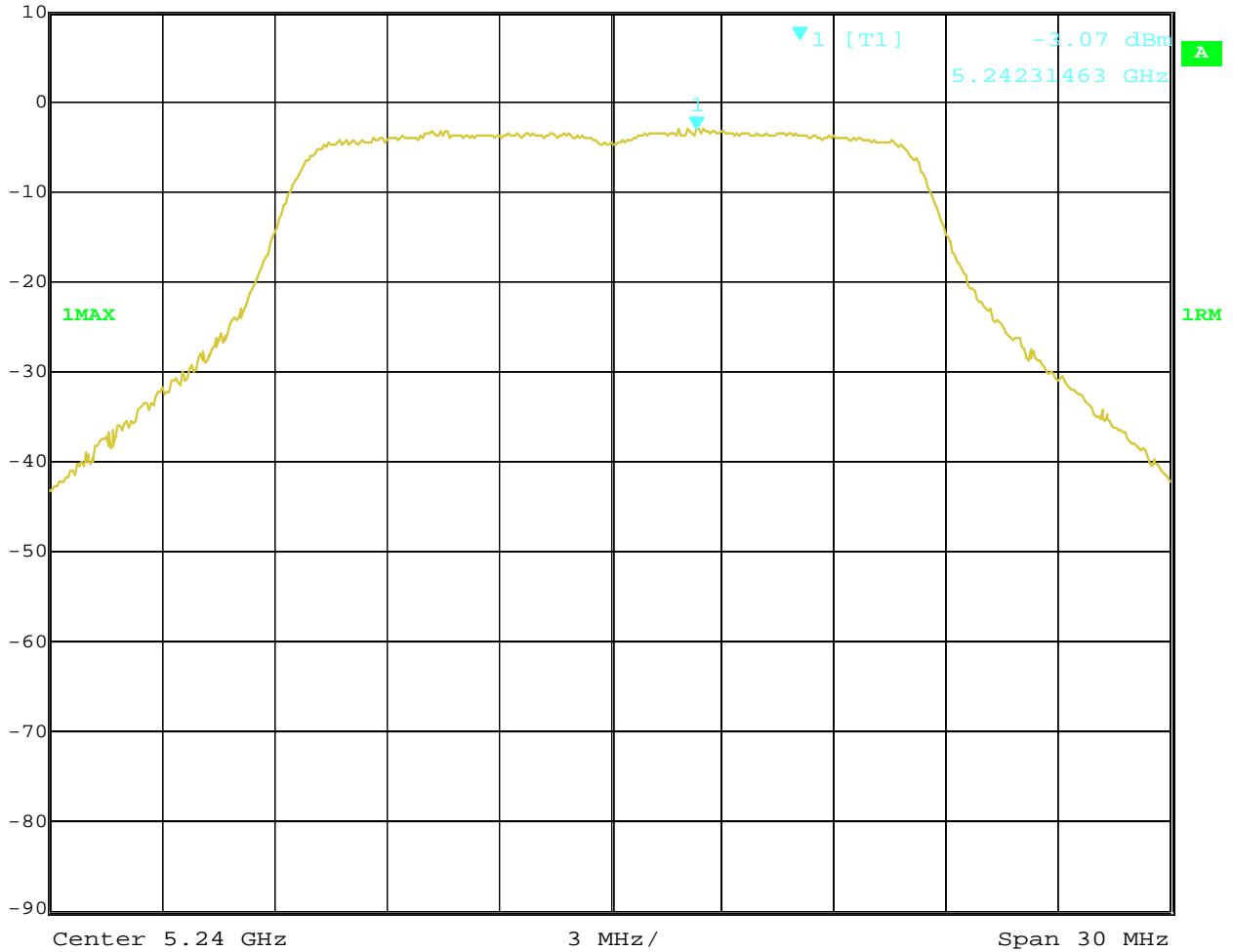
The report refers only to the sample tested and does not apply to the bulk.
 This report is issued in confidence to the client and it will be strictly treated as such by the SHENZHEN TIMEWAY TESTING LABORATORIES. It may not be reproduced rather in its entirety or in part and it may not be used for advertising. The client to whom the report is issued may, however, show or send it . or a certified copy there of prepared by the SHENZHEN TIMEWAY TESTING LABORATORIES. to his customer. Supplier or others persons directly concerned. SHENZHEN TIMEWAY TESTING LABORATORIES. will not, without the consent of the client enter into any discussion of correspondence with any third party concerning the contents of the report.
 In the event of the improper use of the report. The SHENZHEN TIMEWAY TESTING LABORATORIES. reserves the rights to withdraw it and to adopt any other remedies which may be appropriate.



3.802.11a at CH48



Ref Lvl	Marker 1 [T1]	RBW	1 MHz	RF Att	20 dB
10 dBm	-3.07 dBm	VBW	3 MHz		
	5.24231463 GHz	SWT	5 ms	Unit	dBm



Date: 7.APR.2024 15:15:50

The report refers only to the sample tested and does not apply to the bulk.
 This report is issued in confidence to the client and it will be strictly treated as such by the SHENZHEN TIMEWAY TESTING LABORATORIES. It may not be reproduced rather in its entirety or in part and it may not be used for advertising. The client to whom the report is issued may, however, show or send it . or a certified copy there of prepared by the SHENZHEN TIMEWAY TESTING LABORATORIES. to his customer. Supplier or others persons directly concerned. SHENZHEN TIMEWAY TESTING LABORATORIES. will not, without the consent of the client enter into any discussion of correspondence with any third party concerning the contents of the report.
 In the event of the improper use of the report. The SHENZHEN TIMEWAY TESTING LABORATORIES. reserves the rights to withdraw it and to adopt any other remedies which may be appropriate.



EUT		Commercial Kiosk Tablet		Model		ALU210	
Mode		802.11n HT20		Test Voltage		120V~	
Temperature		24 deg. C,		Humidity		56% RH	
Channel	Frequency (MHz)	Power Spectral Density(dBm/MHz)	Factor	Total Spectral Density-MIMO (dBm/MHz)	Limit (dBm/MHz)	Pass/ Fail	
36	5180	-4.62	3.01	-1.61	11	Pass	
40	5200	-4.30	3.01	-1.29	11	Pass	
48	5240	-3.18	3.01	-0.17	11	Pass	

Note: Two antennas (Ant 0 and Ant 1) were tested and only the worst case was recorded in the test report. Ant 0 was the worst case.

The report refers only to the sample tested and does not apply to the bulk.
 This report is issued in confidence to the client and it will be strictly treated as such by the SHENZHEN TIMEWAY TESTING LABORATORIES. It may not be reproduced either in its entirety or in part and it may not be used for advertising. The client to whom the report is issued may, however, show or send it or a certified copy thereof prepared by the SHENZHEN TIMEWAY TESTING LABORATORIES to his customer. Supplier or other persons directly concerned. SHENZHEN TIMEWAY TESTING LABORATORIES will not, without the consent of the client enter into any discussion of correspondence with any third party concerning the contents of the report.
 In the event of the improper use of the report. The SHENZHEN TIMEWAY TESTING LABORATORIES reserves the rights to withdraw it and to adopt any other remedies which may be appropriate.

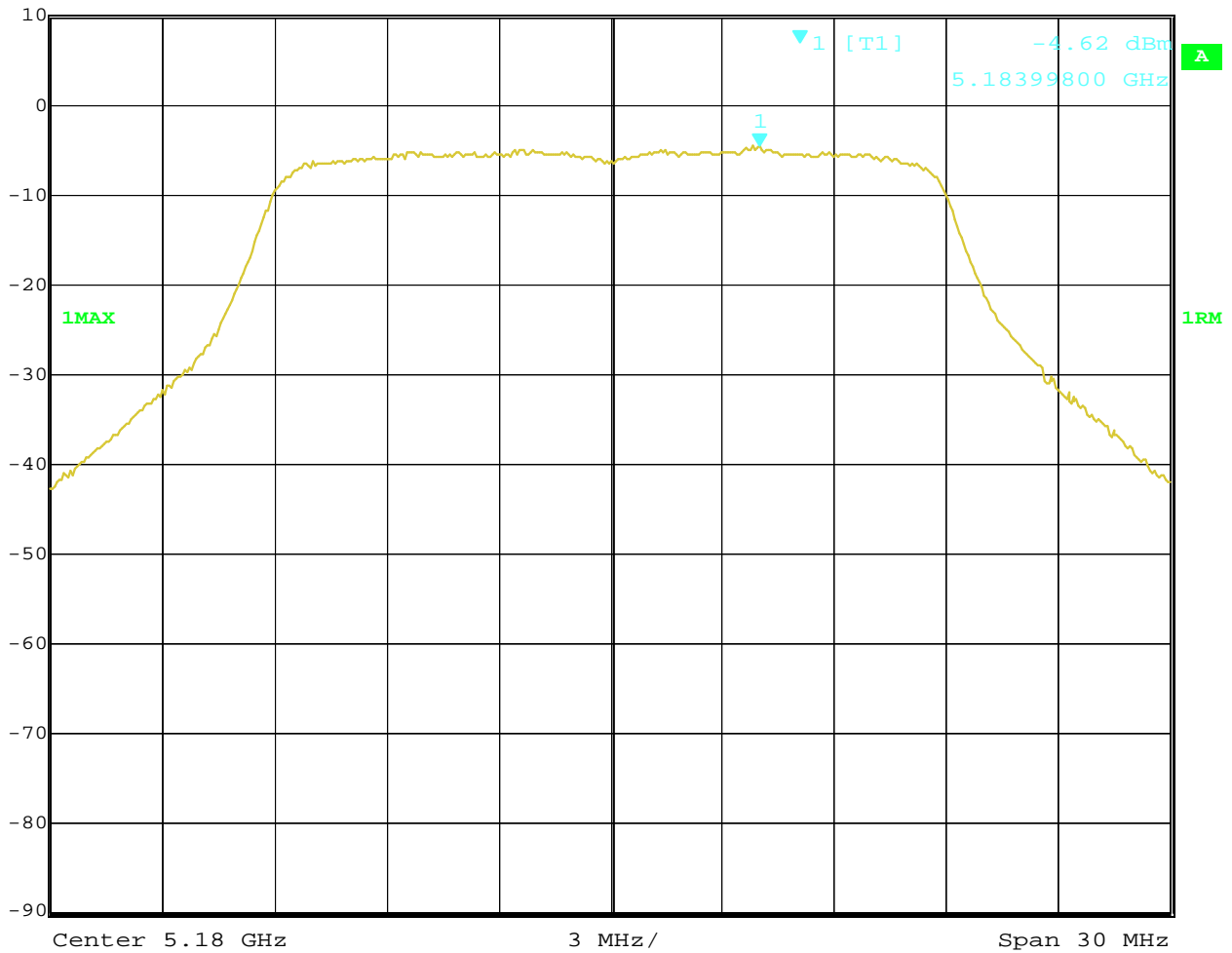


Test Plots

1.802.11n at CH36



Ref Lvl	10 dBm	Marker 1 [T1]	5.18399800 GHz	RBW	1 MHz	RF Att	20 dB
			-4.62 dBm	VBW	3 MHz		
				SWT	5 ms	Unit	dBm



Date: 7.APR.2024 15:26:03

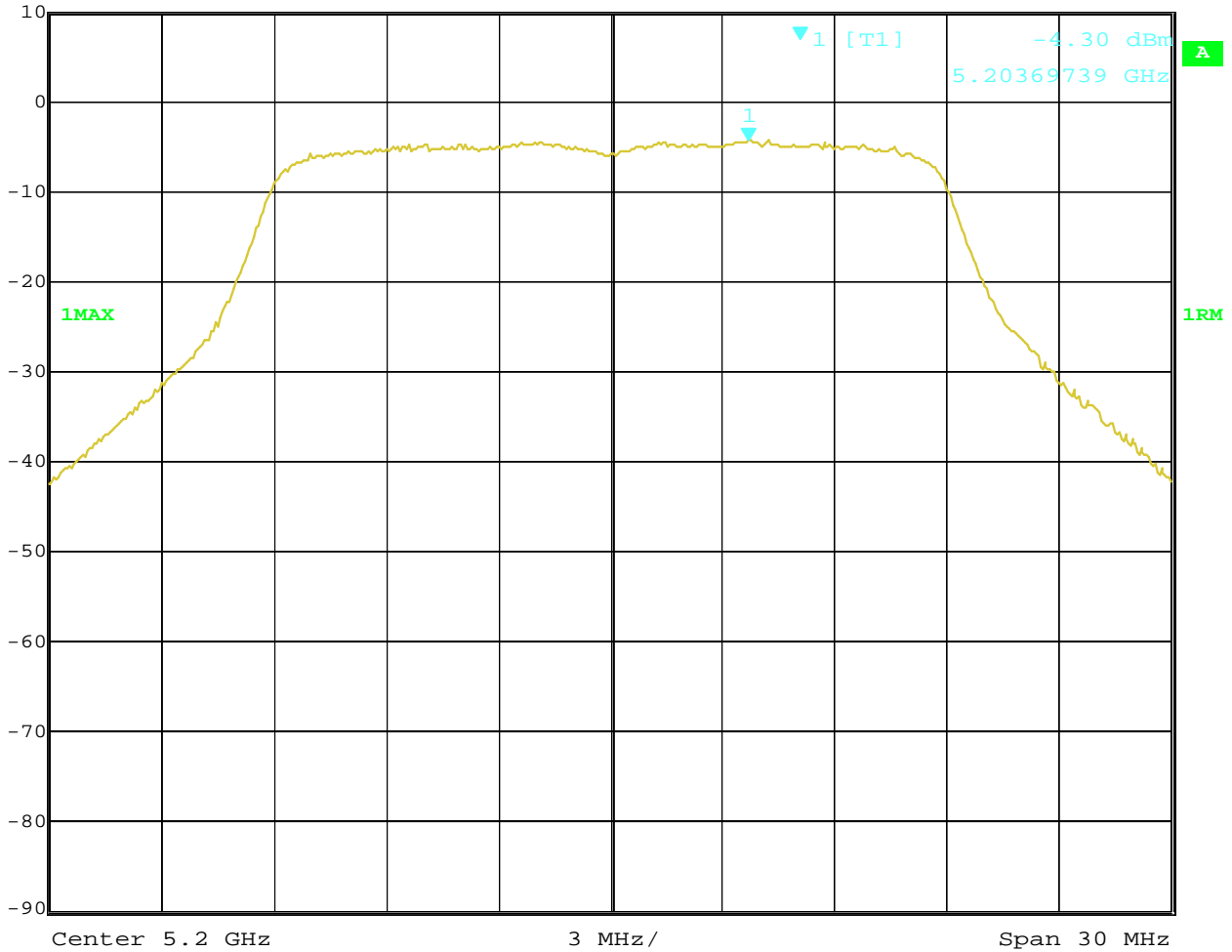
The report refers only to the sample tested and does not apply to the bulk.
 This report is issued in confidence to the client and it will be strictly treated as such by the SHENZHEN TIMEWAY TESTING LABORATORIES. It may not be reproduced rather in its entirety or in part and it may not be used for advertizing. The client to whom the report is issued may, however, show or send it . or a certified copy there of prepared by the SHENZHEN TIMEWAY TESTING LABORATORIES. to his customer. Supplier or others persons directly concerned. SHENZHEN TIMEWAY TESTING LABORATORIES. will not, without the consent of the client enter into any discussion of correspondence with any third party concerning the contents of the report.
 In the event of the improper use of the report. The SHENZHEN TIMEWAY TESTING LABORATORIES. reserves the rights to withdraw it and to adopt any other remedies which may be appropriate.



2.802.11n at CH40



Ref Lvl	Marker 1 [T1]	RBW	1 MHz	RF Att	20 dB
10 dBm	-4.30 dBm	VBW	3 MHz		
	5.20369739 GHz	SWT	5 ms	Unit	dBm



Date: 7.APR.2024 15:23:17

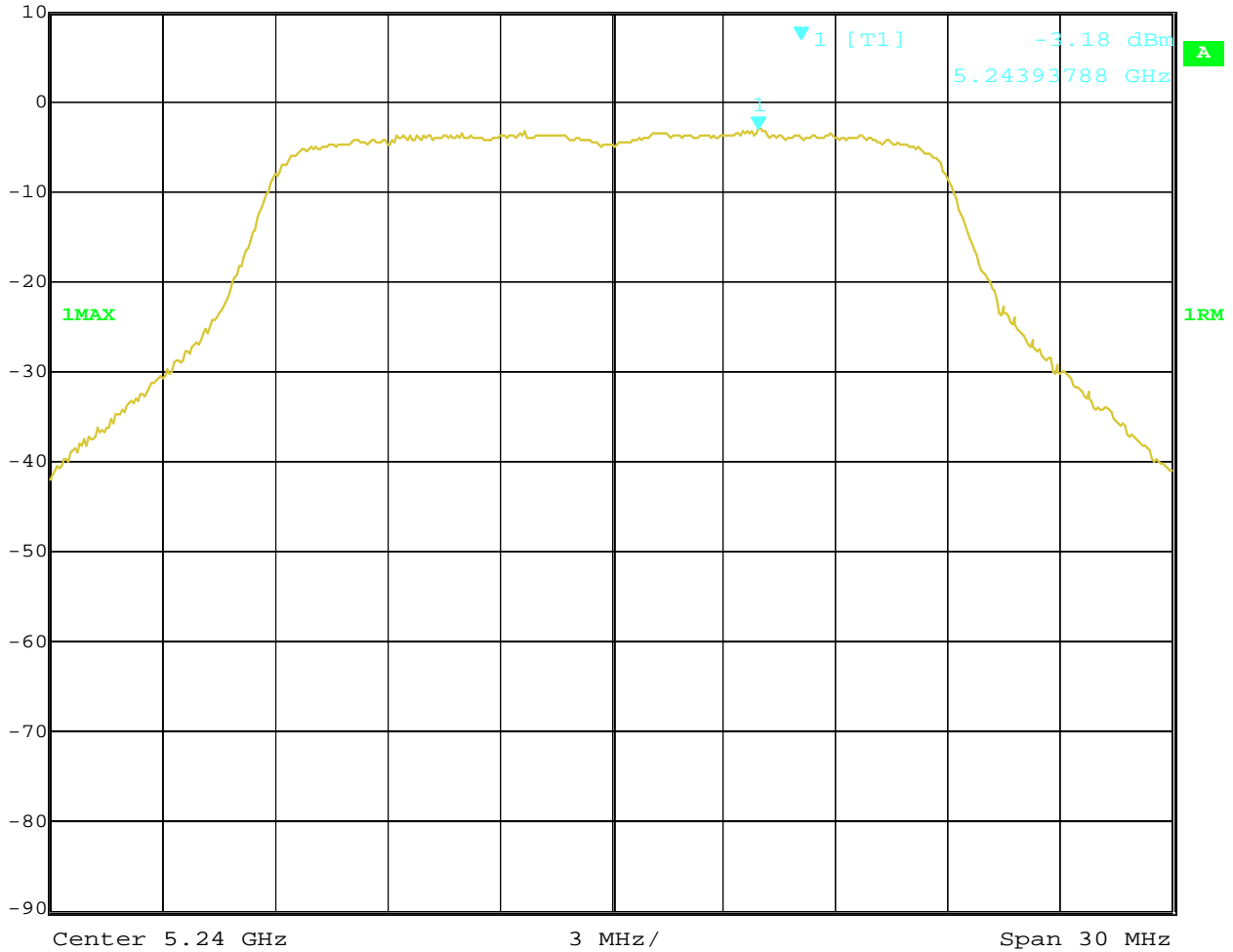
The report refers only to the sample tested and does not apply to the bulk.
 This report is issued in confidence to the client and it will be strictly treated as such by the SHENZHEN TIMEWAY TESTING LABORATORIES. It may not be reproduced rather in its entirety or in part and it may not be used for adverting. The client to whom the report is issued may, however, show or send it . or a certified copy there of prepared by the SHENZHEN TIMEWAY TESTING LABORATORIES. to his customer. Supplier or others persons directly concerned. SHENZHEN TIMEWAY TESTING LABORATORIES. will not, without the consent of the client enter into any discussion of correspondence with any third party concerning the contents of the report.
 In the event of the improper use of the report. The SHENZHEN TIMEWAY TESTING LABORATORIES. reserves the rights to withdraw it and to adopt any other remedies which may be appropriate.



3.802.11n at CH48



Ref Lvl	Marker 1 [T1]	RBW	1 MHz	RF Att	20 dB
10 dBm	-3.18 dBm	VBW	3 MHz		
	5.24393788 GHz	SWT	5 ms	Unit	dBm



Date: 7.APR.2024 15:17:23

The report refers only to the sample tested and does not apply to the bulk.
 This report is issued in confidence to the client and it will be strictly treated as such by the SHENZHEN TIMEWAY TESTING LABORATORIES. It may not be reproduced rather in its entirety or in part and it may not be used for adverting. The client to whom the report is issued may, however, show or send it . or a certified copy there of prepared by the SHENZHEN TIMEWAY TESTING LABORATORIES. to his customer. Supplier or others persons directly concerned. SHENZHEN TIMEWAY TESTING LABORATORIES. will not, without the consent of the client enter into any discussion of correspondence with any third party concerning the contents of the report.
 In the event of the improper use of the report. The SHENZHEN TIMEWAY TESTING LABORATORIES. reserves the rights to withdraw it and to adopt any other remedies which may be appropriate.



EUT		Commercial Kiosk Tablet		Model		ALU210	
Mode		802.11n HT40		Test Voltage		120V~	
Temperature		24 deg. C,		Humidity		56% RH	
Channel	Frequency (MHz)	Power Spectral Density(dBm/MHz)	Factor	Total Spectral Density-MIMO (dBm/MHz)	Limit (dBm/MHz)	Pass/ Fail	
38	5190	-7.07	3.01	-4.06	11	Pass	
46	5230	-5.62	3.01	-2.61	11	Pass	

Note: Two antennas (Ant 0 and Ant 1) were tested and only the worst case was recorded in the test report. Ant 0 was the worst case.

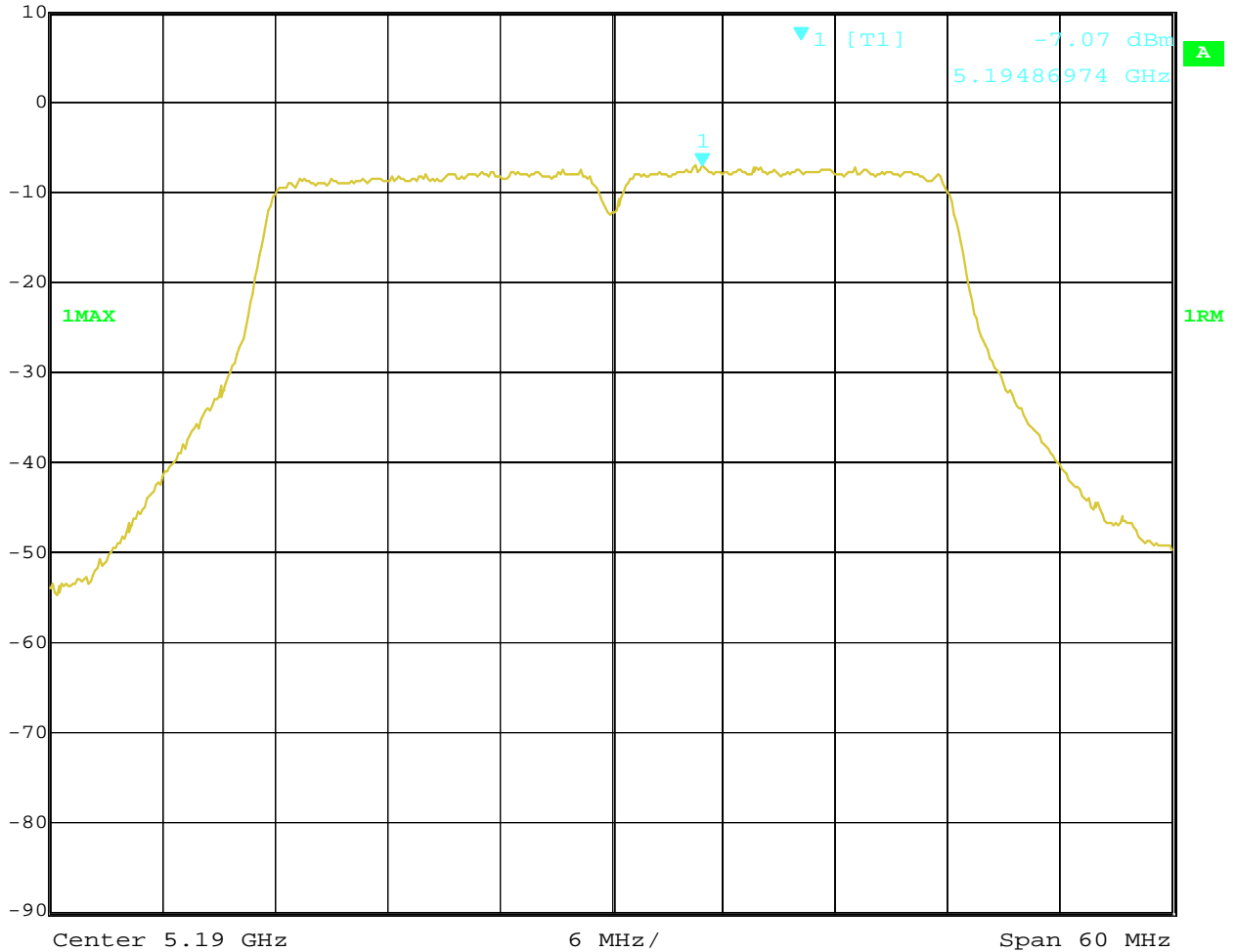
The report refers only to the sample tested and does not apply to the bulk.
 This report is issued in confidence to the client and it will be strictly treated as such by the SHENZHEN TIMEWAY TESTING LABORATORIES. It may not be reproduced rather in its entirety or in part and it may not be used for advertising. The client to whom the report is issued may, however, show or send it or a certified copy thereof prepared by the SHENZHEN TIMEWAY TESTING LABORATORIES to his customer. Supplier or others persons directly concerned. SHENZHEN TIMEWAY TESTING LABORATORIES will not, without the consent of the client enter into any discussion of correspondence with any third party concerning the contents of the report.
 In the event of the improper use of the report. The SHENZHEN TIMEWAY TESTING LABORATORIES reserves the rights to withdraw it and to adopt any other remedies which may be appropriate.



Test Plots

1.802.11n HT40 at CH38

	Marker 1 [T1]	RBW	1 MHz	RF Att	20 dB
	Ref Lvl	-7.07 dBm	VBW	3 MHz	
	10 dBm	5.19486974 GHz	SWT	5 ms	Unit dBm



Date: 7.APR.2024 15:01:07

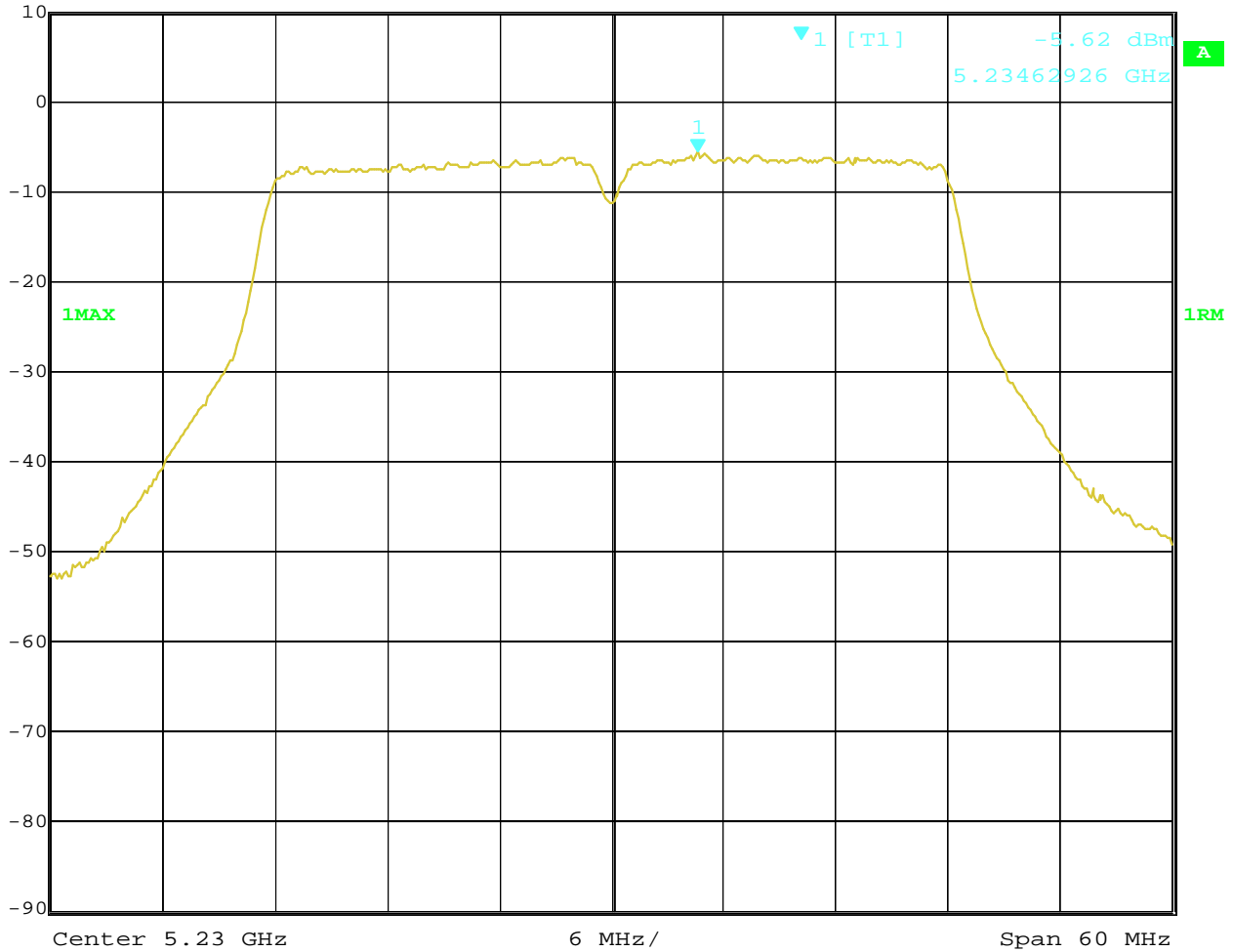
The report refers only to the sample tested and does not apply to the bulk.
 This report is issued in confidence to the client and it will be strictly treated as such by the SHENZHEN TIMEWAY TESTING LABORATORIES. It may not be reproduced rather in its entirety or in part and it may not be used for advertising. The client to whom the report is issued may, however, show or send it . or a certified copy there of prepared by the SHENZHEN TIMEWAY TESTING LABORATORIES. to his customer. Supplier or others persons directly concerned. SHENZHEN TIMEWAY TESTING LABORATORIES. will not, without the consent of the client enter into any discussion of correspondence with any third party concerning the contents of the report.
 In the event of the improper use of the report. The SHENZHEN TIMEWAY TESTING LABORATORIES. reserves the rights to withdraw it and to adopt any other remedies which may be appropriate.



2.802.11n HT40 at CH46



Ref Lvl	Marker 1 [T1]	RBW	1 MHz	RF Att	20 dB
10 dBm	-5.62 dBm	VBW	3 MHz		
	5.23462926 GHz	SWT	5 ms	Unit	dBm



Date: 7.APR.2024 14:58:55

The report refers only to the sample tested and does not apply to the bulk.
 This report is issued in confidence to the client and it will be strictly treated as such by the SHENZHEN TIMEWAY TESTING LABORATORIES. It may not be reproduced rather in its entirety or in part and it may not be used for advertizing. The client to whom the report is issued may, however, show or send it . or a certified copy there of prepared by the SHENZHEN TIMEWAY TESTING LABORATORIES. to his customer. Supplier or others persons directly concerned. SHENZHEN TIMEWAY TESTING LABORATORIES. will not, without the consent of the client enter into any discussion of correspondence with any third party concerning the contents of the report.
 In the event of the improper use of the report. The SHENZHEN TIMEWAY TESTING LABORATORIES. reserves the rights to withdraw it and to adopt any other remedies which may be appropriate.



EUT		Commercial Kiosk Tablet		Model		ALU210	
Mode		802.11ac VHT20		Test Voltage		120V~	
Temperature		24 deg. C,		Humidity		56% RH	
Channel	Frequency (MHz)	Power Spectral Density(dBm/MHz)	Factor	Total Spectral Density-MIMO (dBm/MHz)	Limit (dBm/MHz)	Pass/ Fail	
36	5180	-4.80	3.01	-1.79	11	Pass	
40	5200	-4.30	3.01	-1.29	11	Pass	
48	5240	-3.18	3.01	-0.17	11	Pass	

Note: Two antennas (Ant 0 and Ant 1) were tested and only the worst case was recorded in the test report. Ant 0 was the worst case.

The report refers only to the sample tested and does not apply to the bulk.

This report is issued in confidence to the client and it will be strictly treated as such by the SHENZHEN TIMEWAY TESTING LABORATORIES. It may not be reproduced rather in its entirety or in part and it may not be used for advertising. The client to whom the report is issued may, however, show or send it or a certified copy thereof prepared by the SHENZHEN TIMEWAY TESTING LABORATORIES to his customer. Supplier or others persons directly concerned. SHENZHEN TIMEWAY TESTING LABORATORIES will not, without the consent of the client enter into any discussion of correspondence with any third party concerning the contents of the report.

In the event of the improper use of the report. The SHENZHEN TIMEWAY TESTING LABORATORIES reserves the rights to withdraw it and to adopt any other remedies which may be appropriate.

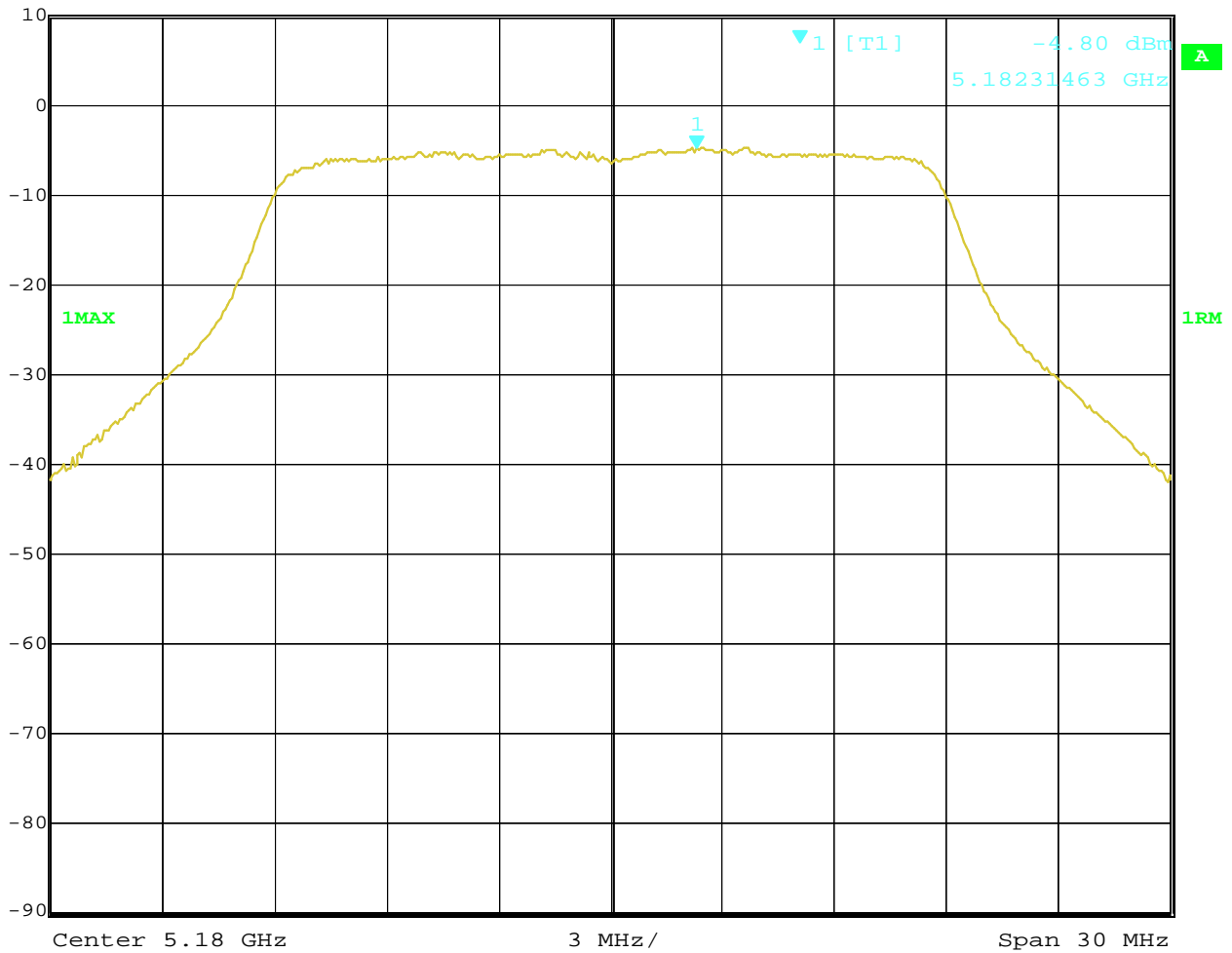


Test Plots

1.802.11ac at CH36



Ref Lvl	10 dBm	Marker 1 [T1]	5.18231463 GHz	RBW	1 MHz	RF Att	20 dB
			-4.80 dBm	VBW	3 MHz		
				SWT	5 ms	Unit	dBm



Date: 7.APR.2024 15:34:33

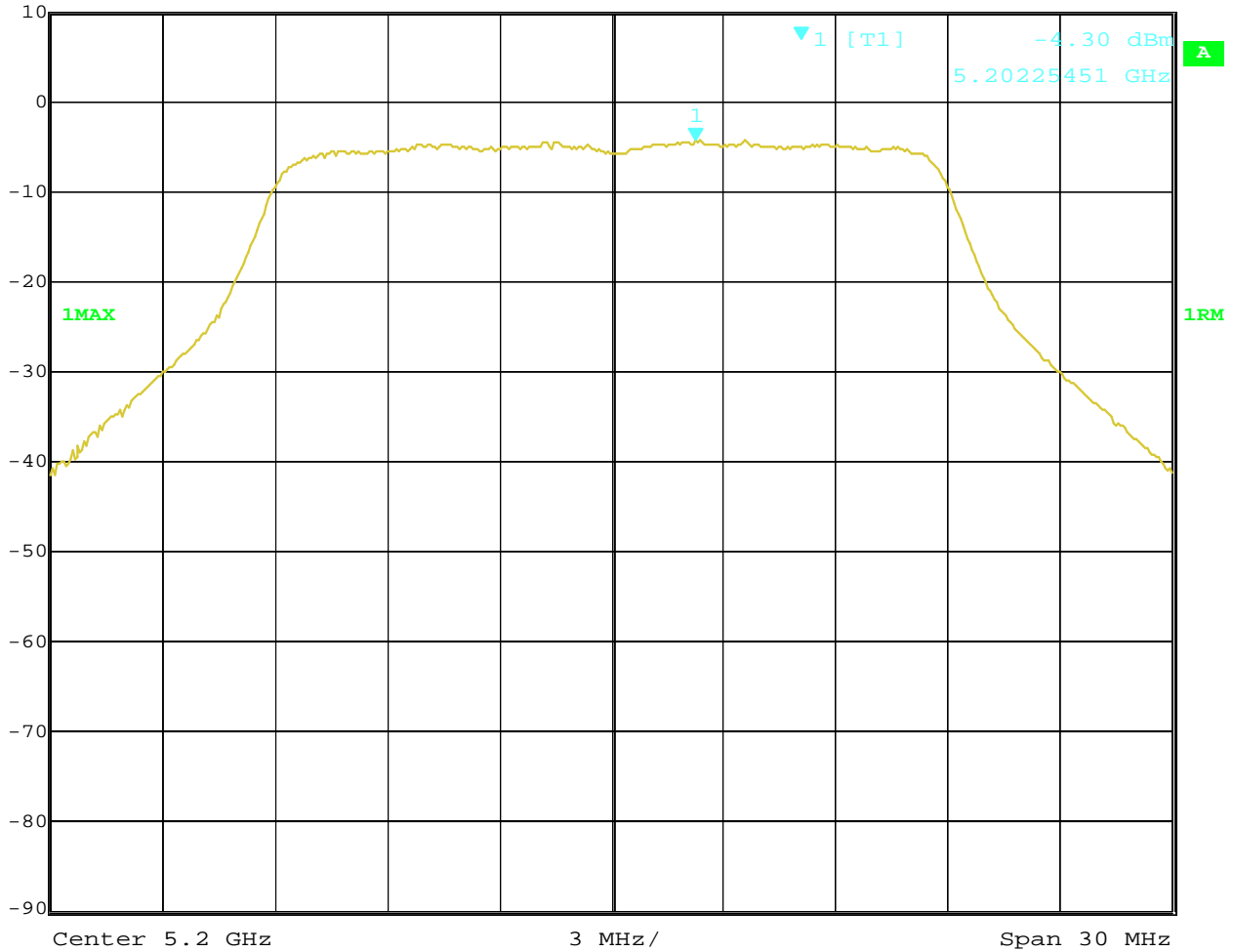
The report refers only to the sample tested and does not apply to the bulk.
 This report is issued in confidence to the client and it will be strictly treated as such by the SHENZHEN TIMEWAY TESTING LABORATORIES. It may not be reproduced rather in its entirety or in part and it may not be used for advertising. The client to whom the report is issued may, however, show or send it . or a certified copy there of prepared by the SHENZHEN TIMEWAY TESTING LABORATORIES. to his customer. Supplier or others persons directly concerned. SHENZHEN TIMEWAY TESTING LABORATORIES. will not, without the consent of the client enter into any discussion of correspondence with any third party concerning the contents of the report.
 In the event of the improper use of the report. The SHENZHEN TIMEWAY TESTING LABORATORIES. reserves the rights to withdraw it and to adopt any other remedies which may be appropriate.



2.802.11ac at CH40



Ref Lvl	Marker 1 [T1]	RBW	1 MHz	RF Att	20 dB
10 dBm	-4.30 dBm	VBW	3 MHz		
	5.20225451 GHz	SWT	5 ms	Unit	dBm



Date: 7.APR.2024 15:37:35

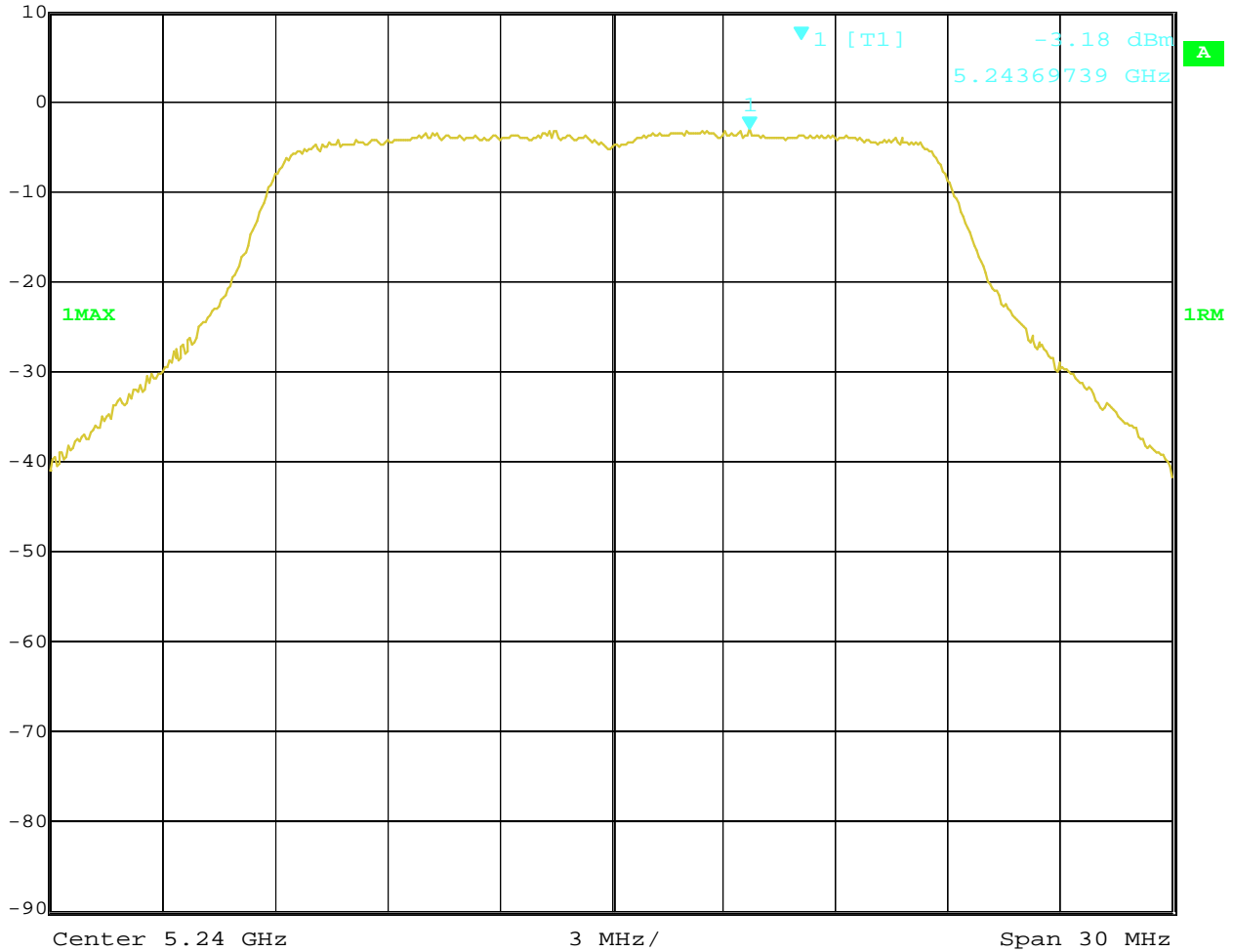
The report refers only to the sample tested and does not apply to the bulk.
 This report is issued in confidence to the client and it will be strictly treated as such by the SHENZHEN TIMEWAY TESTING LABORATORIES. It may not be reproduced rather in its entirety or in part and it may not be used for adverting. The client to whom the report is issued may, however, show or send it . or a certified copy there of prepared by the SHENZHEN TIMEWAY TESTING LABORATORIES. to his customer. Supplier or others persons directly concerned. SHENZHEN TIMEWAY TESTING LABORATORIES. will not, without the consent of the client enter into any discussion of correspondence with any third party concerning the contents of the report.
 In the event of the improper use of the report. The SHENZHEN TIMEWAY TESTING LABORATORIES. reserves the rights to withdraw it and to adopt any other remedies which may be appropriate.



3.802.11ac at CH48



Ref Lvl	Marker 1 [T1]	RBW	1 MHz	RF Att	20 dB
10 dBm	-3.18 dBm	VBW	3 MHz		
	5.24369739 GHz	SWT	5 ms	Unit	dBm



Date: 7.APR.2024 15:43:50

The report refers only to the sample tested and does not apply to the bulk.
 This report is issued in confidence to the client and it will be strictly treated as such by the SHENZHEN TIMEWAY TESTING LABORATORIES. It may not be reproduced rather in its entirety or in part and it may not be used for advertizing. The client to whom the report is issued may, however, show or send it . or a certified copy there of prepared by the SHENZHEN TIMEWAY TESTING LABORATORIES. to his customer. Supplier or others persons directly concerned. SHENZHEN TIMEWAY TESTING LABORATORIES. will not, without the consent of the client enter into any discussion of correspondence with any third party concerning the contents of the report.
 In the event of the improper use of the report. The SHENZHEN TIMEWAY TESTING LABORATORIES. reserves the rights to withdraw it and to adopt any other remedies which may be appropriate.



EUT		Commercial Kiosk Tablet		Model		ALU210	
Mode		802.11ac VHT40		Test Voltage		120V~	
Temperature		24 deg. C,		Humidity		56% RH	
Channel	Frequency (MHz)	Power Spectral Density(dBm/MHz)	Factor	Total Spectral Density-MIMO (dBm/MHz)	Limit (dBm/MHz)	Pass/ Fail	
38	5190	-7.10	3.01	-4.09	11	Pass	
46	5230	-5.90	3.01	-2.89	11	Pass	

Note: Two antennas (Ant 0 and Ant 1) were tested and only the worst case was recorded in the test report. Ant 0 was the worst case.

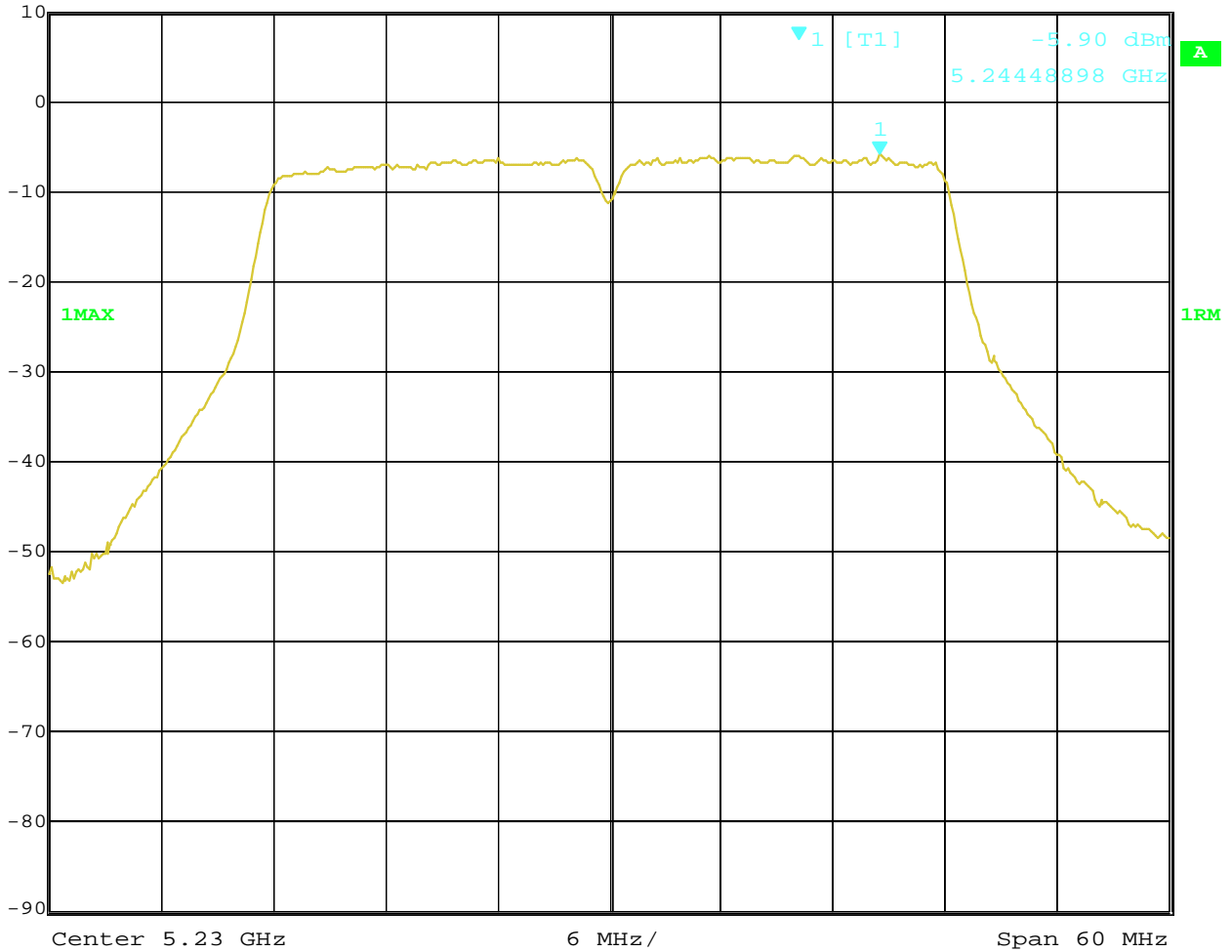
The report refers only to the sample tested and does not apply to the bulk.
 This report is issued in confidence to the client and it will be strictly treated as such by the SHENZHEN TIMEWAY TESTING LABORATORIES. It may not be reproduced rather in its entirety or in part and it may not be used for advertising. The client to whom the report is issued may, however, show or send it or a certified copy thereof prepared by the SHENZHEN TIMEWAY TESTING LABORATORIES to his customer. Supplier or others persons directly concerned. SHENZHEN TIMEWAY TESTING LABORATORIES will not, without the consent of the client enter into any discussion of correspondence with any third party concerning the contents of the report.
 In the event of the improper use of the report. The SHENZHEN TIMEWAY TESTING LABORATORIES reserves the rights to withdraw it and to adopt any other remedies which may be appropriate.



2.802.11ac at CH46



Ref Lvl	Marker 1 [T1]	RBW	1 MHz	RF Att	20 dB
10 dBm	-5.90 dBm	VBW	3 MHz		
	5.24448898 GHz	SWT	5 ms	Unit	dBm



Date: 7.APR.2024 14:48:17

The report refers only to the sample tested and does not apply to the bulk.
 This report is issued in confidence to the client and it will be strictly treated as such by the SHENZHEN TIMEWAY TESTING LABORATORIES. It may not be reproduced rather in its entirety or in part and it may not be used for adverting. The client to whom the report is issued may, however, show or send it . or a certified copy there of prepared by the SHENZHEN TIMEWAY TESTING LABORATORIES. to his customer. Supplier or others persons directly concerned. SHENZHEN TIMEWAY TESTING LABORATORIES. will not, without the consent of the client enter into any discussion of correspondence with any third party concerning the contents of the report.
 In the event of the improper use of the report. The SHENZHEN TIMEWAY TESTING LABORATORIES. reserves the rights to withdraw it and to adopt any other remedies which may be appropriate.



EUT		Commercial Kiosk Tablet		Model		ALU210	
Mode		802.11ac VHT80		Test Voltage		120V~	
Temperature		24 deg. C,		Humidity		56% RH	
Channel	Frequency (MHz)	Power Spectral Density(dBm/MHz)	Factor	Total Spectral Density-MIMO (dBm/MHz)	Limit (dBm/MHz)	Pass/ Fail	
42	5210	-9.54	3.01	-6.53	11	Pass	

Note: Two antennas (Ant 0 and Ant 1) were tested and only the worst case was recorded in the test report. Ant 0 was the worst case.

The report refers only to the sample tested and does not apply to the bulk.

This report is issued in confidence to the client and it will be strictly treated as such by the SHENZHEN TIMEWAY TESTING LABORATORIES. It may not be reproduced rather in its entirety or in part and it may not be used for advertising. The client to whom the report is issued may, however, show or send it or a certified copy thereof prepared by the SHENZHEN TIMEWAY TESTING LABORATORIES to his customer. Supplier or others persons directly concerned. SHENZHEN TIMEWAY TESTING LABORATORIES will not, without the consent of the client enter into any discussion of correspondence with any third party concerning the contents of the report.

In the event of the improper use of the report. The SHENZHEN TIMEWAY TESTING LABORATORIES reserves the rights to withdraw it and to adopt any other remedies which may be appropriate.

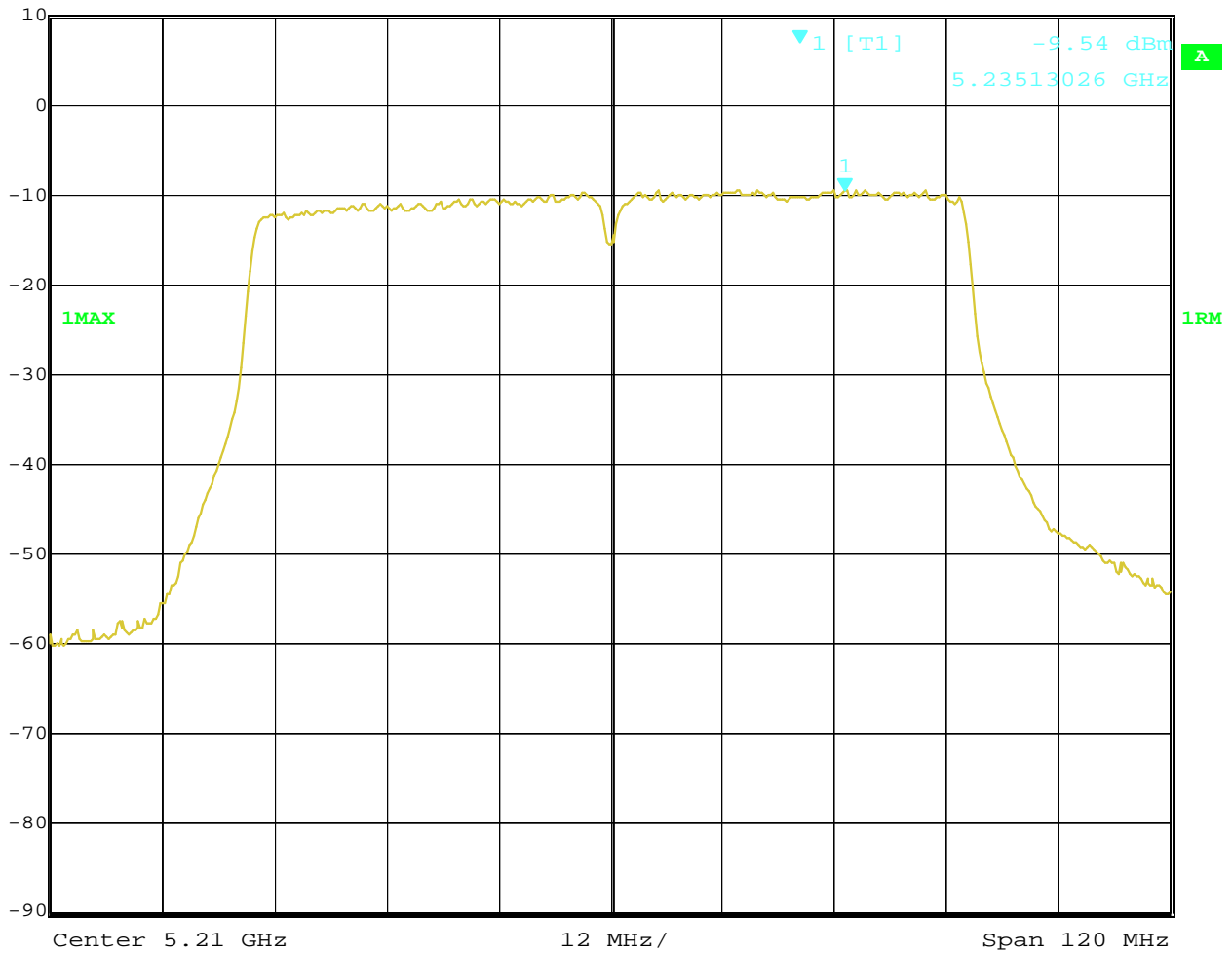


Test Plots

1.802.11ac at CH42



Ref Lvl	10 dBm	Marker 1 [T1]	5.23513026 GHz	RBW	1 MHz	RF Att	20 dB
			-9.54 dBm	VBW	3 MHz		
				SWT	5 ms	Unit	dBm



Date: 7.APR.2024 14:32:15

The report refers only to the sample tested and does not apply to the bulk.
 This report is issued in confidence to the client and it will be strictly treated as such by the SHENZHEN TIMEWAY TESTING LABORATORIES. It may not be reproduced rather in its entirety or in part and it may not be used for advertising. The client to whom the report is issued may, however, show or send it or a certified copy thereof prepared by the SHENZHEN TIMEWAY TESTING LABORATORIES to his customer. Supplier or others persons directly concerned. SHENZHEN TIMEWAY TESTING LABORATORIES will not, without the consent of the client enter into any discussion of correspondence with any third party concerning the contents of the report.
 In the event of the improper use of the report. The SHENZHEN TIMEWAY TESTING LABORATORIES reserves the rights to withdraw it and to adopt any other remedies which may be appropriate.



10.0 Frequency Stability

10.1 Limits of Frequency Stability Measurement

The frequency tolerance of the carrier signal shall be maintained within +/- 0.02% of the operating frequency over a temperature variation of -30 degrees to 50 degrees C at normal supply voltage, and for a variation in the primary supply voltage from 85% to 115% of the rated supply voltage at a temperature of 20 degrees

10.2 Test Procedure

1. The EUT was placed inside the environmental test chamber and powered by nominal DC voltage.
2. Turn the EUT on and couple its output to a spectrum analyzer.
3. Turn the EUT off and set the chamber to the highest temperature specified.
4. Allow sufficient time (approximately 30 min) for the temperature of the chamber to stabilize, turn the EUT on and measure the operating frequency after 2, 5, and 10 minutes.
5. Repeat step 2 and 3 with the temperature chamber set to the lowest temperature.
6. The test chamber was allowed to stabilize at +20 degree C for a minimum of 30 minutes. The supply voltage was then adjusted on the EUT from 85% to 115% and the frequency record.

The report refers only to the sample tested and does not apply to the bulk.

This report is issued in confidence to the client and it will be strictly treated as such by the SHENZHEN TIMEWAY TESTING LABORATORIES. It may not be reproduced rather in its entirety or in part and it may not be used for advertising. The client to whom the report is issued may, however, show or send it or a certified copy thereof prepared by the SHENZHEN TIMEWAY TESTING LABORATORIES to his customer. Supplier or others persons directly concerned. SHENZHEN TIMEWAY TESTING LABORATORIES will not, without the consent of the client enter into any discussion of correspondence with any third party concerning the contents of the report.

In the event of the improper use of the report. The SHENZHEN TIMEWAY TESTING LABORATORIES reserves the rights to withdraw it and to adopt any other remedies which may be appropriate.



10.3 Test Result

Channel 36 (5180MHz)

Voltage vs. Frequency Stability

Voltage	Measurement Frequency (MHz)
120V	5180.0385
108V	5180.0399
132V	5180.0375
Max. Deviation (MHz)	0.0399
Max. Deviation (ppm)	7.70

Rated working voltage: 120V~

Temperature vs. Frequency Stability

Temperature (°C)	Measurement Frequency (MHz)
-30	5180.0387
-20	5180.0369
-10	5180.0398
0	5180.0365
10	5180.0374
20	5180.0389
30	5180.0395
40	5180.0387
50	5180.0378
Max. Deviation (MHz)	0.0398
Max. Deviation (ppm)	7.68

The report refers only to the sample tested and does not apply to the bulk.

This report is issued in confidence to the client and it will be strictly treated as such by the SHENZHEN TIMEWAY TESTING LABORATORIES. It may not be reproduced rather in its entirety or in part and it may not be used for advertising. The client to whom the report is issued may, however, show or send it, or a certified copy thereof prepared by the SHENZHEN TIMEWAY TESTING LABORATORIES, to his customer. Supplier or others persons directly concerned. SHENZHEN TIMEWAY TESTING LABORATORIES, will not, without the consent of the client enter into any discussion of correspondence with any third party concerning the contents of the report.

In the event of the improper use of the report. The SHENZHEN TIMEWAY TESTING LABORATORIES, reserves the rights to withdraw it and to adopt any other remedies which may be appropriate.



11.0 Antenna Requirement

11.1 Standard Applicable

For intentional device, according to FCC 47 CFR Section 15.203, an intentional radiator shall be designed to ensure that no antenna other than that furnished by the responsible party shall be used with the device.

And according to FCC 47 CFR Section 15.247 (b), if transmitter antennas of directional gain greater than 6 dBi are used, the power shall be reduced by the amount in dB that the directional gain of the antenna exceeds 6 dBi.

11.2 Antenna Connected construction

Two FPC antenna used. The maximum Gain is 2.29dBi for each one.

The report refers only to the sample tested and does not apply to the bulk.

This report is issued in confidence to the client and it will be strictly treated as such by the SHENZHEN TIMEWAY TESTING LABORATORIES. It may not be reproduced rather in its entirety or in part and it may not be used for advertising. The client to whom the report is issued may, however, show or send it or a certified copy thereof prepared by the SHENZHEN TIMEWAY TESTING LABORATORIES to his customer. Supplier or others persons directly concerned. SHENZHEN TIMEWAY TESTING LABORATORIES will not, without the consent of the client enter into any discussion of correspondence with any third party concerning the contents of the report.

In the event of the improper use of the report. The SHENZHEN TIMEWAY TESTING LABORATORIES reserves the rights to withdraw it and to adopt any other remedies which may be appropriate.




12.0 FCC Label

FCC ID: 2AACS-ALU210

This device complies with part 15 of the FCC rules. Operation is subject to the following two conditions (1) this device may not cause harmful interference, and (2) this device must accept any interference received, including interference that may cause undesired operation.

The label must not be a stick-on paper label. The label on these products must be permanently affixed to the product and readily visible at the time of purchase and must last the expected lifetime of the equipment not be readily detachable.

Mark Location:



The report refers only to the sample tested and does not apply to the bulk.

This report is issued in confidence to the client and it will be strictly treated as such by the SHENZHEN TIMEWAY TESTING LABORATORIES. It may not be reproduced rather in its entirety or in part and it may not be used for advertising. The client to whom the report is issued may, however, show or send it, or a certified copy thereof prepared by the SHENZHEN TIMEWAY TESTING LABORATORIES, to his customer. Supplier or others persons directly concerned. SHENZHEN TIMEWAY TESTING LABORATORIES, will not, without the consent of the client enter into any discussion of correspondence with any third party concerning the contents of the report.

In the event of the improper use of the report. The SHENZHEN TIMEWAY TESTING LABORATORIES, reserves the rights to withdraw it and to adopt any other remedies which may be appropriate.



13.0 Photo of testing

Conducted Emission Test Setup:




The report refers only to the sample tested and does not apply to the bulk.

This report is issued in confidence to the client and it will be strictly treated as such by the SHENZHEN TIMEWAY TESTING LABORATORIES. It may not be reproduced rather in its entirety or in part and it may not be used for advertising. The client to whom the report is issued may, however, show or send it or a certified copy thereof prepared by the SHENZHEN TIMEWAY TESTING LABORATORIES to his customer. Supplier or others persons directly concerned. SHENZHEN TIMEWAY TESTING LABORATORIES will not, without the consent of the client enter into any discussion of correspondence with any third party concerning the contents of the report.

In the event of the improper use of the report. The SHENZHEN TIMEWAY TESTING LABORATORIES reserves the rights to withdraw it and to adopt any other remedies which may be appropriate.



Radiated Emission Test Setup:



Photos of EUT

Please see test report TW2403093-01E

--End of the report--

The report refers only to the sample tested and does not apply to the bulk.

This report is issued in confidence to the client and it will be strictly treated as such by the SHENZHEN TIMEWAY TESTING LABORATORIES. It may not be reproduced rather in its entirety or in part and it may not be used for advertising. The client to whom the report is issued may, however, show or send it . or a certified copy there of prepared by the SHENZHEN TIMEWAY TESTING LABORATORIES. to his customer. Supplier or others persons directly concerned. SHENZHEN TIMEWAY TESTING LABORATORIES. will not, without the consent of the client enter into any discussion of correspondence with any third party concerning the contents of the report. In the event of the improper use of the report. The SHENZHEN TIMEWAY TESTING LABORATORIES. reserves the rights to withdraw it and to adopt any other remedies which may be appropriate.