

User Manual

sofa speaker

S499



Sanjing Electronics Co., Ltd.

Please read all instructions before using your Sofa Audio Kit.

Contents Page	
Contents Page	1
Safety Warning Page	2
Specifications	2
Contents	2
Device Overview	3
Basic Operation	4
Warranty/Cautions/Frequently Asked Questions	4/5
Disclaimer	6/7

Safety warning

- Before using the unit please read the manual.
- Keep this product away from any water, liquid or wet areas.
- Keep this product away from open flames such as candles.
- the unit should be powered off before plugging the product into the power outlet.
- This item is ONLY to plugged into an AC 100V~240V Power outlet.

Adapter: Input AC 100~240V, 50/60Hz, 0.5A; Output: DC 5V, 2.5A(Model: K18S050250B & K18S050250U, Dongguan Guanjin Electronics Technology Co. Ltd)

Adapter shall be installed near the equipment and shall be easily accessible. The plug considered as disconnect device of adapter.

- the unit should be powered off before unplugging the product.
- Do not place the product in direct sunlight or heat. Keep away from temperatures over 35°C.
- Do not use a wet cloth on the product. Always use a dry cloth to clean this product and keep it free from dust.
- Do not use chemicals on this product.
- Never try to repair this product yourself, take it to an authorized technician. Trying to remove panels or repairing the unit yourself could result in an electric shock.
- Do not insert foreign objects into the product.
- Adult Supervision is recommended with children using this product.
- This product respects the current regulations for limiting the output volume of consumer audio devices to a safe level. By listening to your device with headphones or earbuds at high volumes, you run the risk of permanent damage to your ears. Use careful with the earphone maybe possible excessive sound pressure from earphones and headphones can cause hearing loss.

Specifications

Electro-Acoustic spec.:

Frequency: 100Hz~20KHz
S/N: 75db
Separate Degree:45db
THD+N:<10%
Input power:100~240V; DC12V/2A,
Output power: 6Wx2 RMS+22W
Output power: 680W PMPO
Speaker Unit: 3“(6O, 10W)X2+5.25”(2O, 15W)

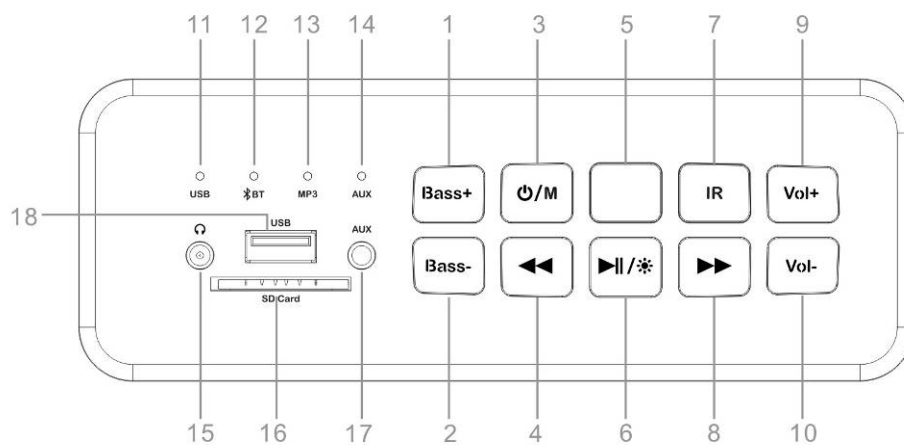
Note: Works with all iPhones and iPods except iPhone5

Bluetooth spec.:

Frequency: 2402~2480MHz
Modulation: GFSK, $\pi/4$ -DQPSK, 8-DPSK
Bluetooth Version: V3.0+EDR

Contents






- Sofa Audio kit(with speaker)
1 set
- Power Adaptor
1 piece
- User Manual
1 piece



- AUX connector cable
1 piece
- RCA cable (optional)
1 piece

device overview

SOFA AUDIO KIT

Number	Icon	Function
1	BASS+	When the unit is turned on it will increase the bass.
2	BASS-	When the unit is turned on it will decrease the bass.
3		ON/OFF
4		takes you back to the previous track or hold to fast rewind through the current track.
5		Display screens
6		In iPod/iPhone, it will play and pause the music track.
7	IR	Remote signal receiver
8		press to skip to the next track, or hold to fast forward through the current track.
9	VOL+	Upward of iPod menu
10	VOL-	Down ward of menu
11	USB	USB indicator light
12	BT	Buletooth indicator light
13	MP3	MP3 indicator light
14	AUX	AUX indicator light
15		Headset hole
16	SD Card	SD Card-in
17	AUX	Aux-in
18	USB	Usb-in

Basic Operation

Connecting Power Adaptor

Connect the power adaptor plug to the Power DC In socket of the unit and the other end into the standard AC outlet.

1. Do not plug or unplug the power cable while you have wet hands.
2. When planning not to use this unit for a long period of time, disconnect the power cable from the wall outlet.
3. When disconnecting the power cord from the wall outlet, do not pull on the cord.

listening to your ipod/iphone/IPAD

To listen to your iPod/iPhone/iPad, press the "FUNC" button on the unit to iPhone mode and then connect your iPod/iPhone/iPad with usb cable. The iPhone/iPod/iPad LED light will be on, indicating that the iPod/iPhone/iPad has been selected.

NOTE: When the iPod/iPhone/iPad is docked in standby mode, it will automatically begin charging if needed.

PLAY MUSIC BY BLUETOOTH

To use your music devices by bluetooth, press the "FUNC" button on the unit to BT mode and then select and PAIR the source options to this unit. The BT LED light will be on, indicating that the BT has been selected.

NOTE: When the BT is selected, only one device can work and all other bluetooth devices should be turned off. This unit includes NFC(near field connecting) technology.

LISTEN TO YOUR SD /USB music file

To use your music devices by SD/USB, press the "FUNC" button on the unit to SD/USB mode and then select the source options to this unit. If you insert SD/USB both, the latest one will work. The SD/USB LED light will be on, indicating that the SD/USB has been selected. If you don't play music, USB can charge your mobile phone by your USB cable.

NOTE: When the SD/USB is selected, MP3 and WMA format music are supported.

PLAY MUSIC BY AUX

To use your music devices by AUX, press the "FUNC" button on the unit to AUX mode and then select the source options to this unit. The AUX LED light will be on, indicating that the AUX has been selected.

NOTE: When the AUX is selected, MP3/MP4, CD/DVD player, notebook PC are supported.

PLAY VIDEO BY RCA (optional)

When you connect your iPod/iPhone/iPad with this unit and use RCA cable to connect with your TV, you can play back the pictures/Video from your iPod/iPhone/iPad on TV.

iPhone incoming Calls

When listening to your iPhone through the Sofa audio kit, the unit will automatically switch over upon any incoming calls. The unit will automatically stop playing music and switch over to ring tone.

Warranty

This product is covered by 12 month replacement warranty with proof of purchase.

The warranty will lose its effectiveness if it is misused and not used if the original device, not to include non-iPhone/iPod/iPad released by Apple.

Any FAILURE WITH the sofa audio kit will result in the replacement of faulty parts only, no other direct or indirect costs or damages.

Cautions:

- Excessive sound pressure from earphones and headphones can cause hearing loss
- Where an appliance coupler is used as the disconnect device, the disconnect device shall remain readily operable.
- Children under the age of 13 should not use this product without adult supervision.
- Strictly for indoor use. Do not expose to direct sunlight, moisture or extreme temperatures.
- If cover becomes wet disconnect power immediately and don't use until completely dry.
- In order to prevent injury or electrical shock, never attempt to remove the cover or any components.

frequently Asked Questions

Problems	Possible cause and correction or maintenance
When on iPhone mode, iPhone/iPod can not play automatically.	a.The iPhone/iPod/iPad is lack of power. Please charge it for few minutes. b.The iPhone/iPod/iPad is not connected correctly. Ple try again.
No sound at all	The volume switch is on minimum, the unit isn't set to the correct function. Or the speaker cables are not connected well with main machine. If the speaker units are bad, please replace speaker units
The unit does not turn on	AC adaptor isn't plugged into a working socket or not plugged into the power supply jack properly at the back of the unit. If the unit still can not work, please replace the unit. Or please open the unit and check if anything wrong on PCB. Or please check the power adaptor working or not.
The Unit doesn't respond	Please disconnect the power and try again. iPod/iPhone is not docked correctly.
The buttons can not work	Please don't press it too hard. If the button is stuck, this control unit will have to be replaced
Bluetooth can not pair	Please close all other pairing machines and try again. Please wait more seconds or restart the machine. Don't pair the devicess behind a wall or in corner. Please keep the working space within 8 meters. Pair the device which named with SleepSecrets
SD/USB mode can not work	Please make sure the music format should be in MP3 and WMA. Some music format can not be played. Please make sure the SD/USB is in good condition.
AUX mode can not work	Please make sure the music format should be in MP3 and WMA. Some music format can not be played. Please make sure the music source is in good condition. Please check the audio cable is in good condition and insert properly.

Disclaimers

"Made for iPod, Made for iPhone, Made for iPad" means that an electronic accessory has been designed to connect specifically to iPod, iPhone, iPad respectively, and has been certified by the developer to meet Apple performance standards. Apple is not responsible for the operation of this device or its compliance with safety and regulatory standards. iPod, iPhone and iPad are trademarks of Apple Inc., registered in the U.S. and other countries. iPhone and iPod are trademarks of Apple Inc., registered in the U.S. and other countries.

*iPhone/iPod/iPad not included

This equipment has been tested and found to comply with the limits for a Class B digital device, pursuant to part 15 of the FCC Rules. These limits are designed to provide reasonable protection against harmful interference in a residential installation. This equipment generates, uses and can radiate radio frequency energy and, if not installed and used in accordance with the instructions, may cause harmful interference to radio communications. However, there is no guarantee that interference will not occur in a particular installation. If this equipment does cause harmful interference to radio or television reception, which can be determined by turning the equipment off and on, the user is encouraged to try to correct the interference by one or more of the following measures:

- Reorient or relocate the receiving antenna.
- Increase the separation between the equipment and receiver.
- Connect the equipment into an outlet on a circuit different from that to which the receiver is connected.
- Consult the dealer or an experienced radio/TV technician for help.

Caution: Any changes or modifications to this device not explicitly approved by manufacturer could void your authority to operate this equipment.

This device complies with part 15 of the FCC Rules. Operation is subject to the following two conditions: (1) This device may not cause harmful interference, and (2) this device must accept any interference received, including interference that may cause undesired operation.

The device has been evaluated to meet general RF exposure requirement. The device can be used in portable exposure condition without restriction.