

APPENDIX 3 - PHOTOGRAPHS OF EUT; INTERNAL VIEW




Photograph A3-1: Internal view – Transceiver board, Top view




Photograph A3-2: Close-up view of the transceiver PCB




Photograph A3-3: Internal view, right side, plastic cover removed




Photograph A3-4: Internal view, left side, plastic cover removed




Photograph A3-5: Internal view



Photograph A3-6: Internal view



Photograph A3-7: Internal view



Photograph A3-8: Internal view