

BACK

75mm

75mm

FRONT

FCC

FCC ID: 2AA9Y-DAH01

Warning: Changes or modifications to this unit not expressly approved by the party responsible for compliance could void the user's authority to operate the equipment.

NOTE: This equipment has been tested and found to comply with the limits for a Class B digital device, pursuant to Part 15 of the FCC Rules. These limits are designed to provide reasonable protection against harmful interference in a residential installation. This equipment generates, uses and can radiate radio frequency energy and, if not installed and used in accordance with the instructions, may cause harmful interference to radio communications.

However, there is no guarantee that interference will not occur in a particular installation. If this equipment does cause harmful interference to radio or television reception, which can be determined by turning the equipment off and on, the user is encouraged to try to correct the interference by one or more of the following measures:

- Reorient or relocate the receiving antenna.
- Increase the separation between the equipment and receiver.
- Connect the equipment into an outlet on a circuit different from that to which the receiver is connected.
- Consult the dealer or an experienced radio/TV technician for help.
- Please do not charge the headset while it's in use.

This device complies with Part 15 of the FCC Rules. Operation is subject to the following two conditions:

- 1) this device may not cause harmful interference and
- 2) this device must accept any interference received, including interference that may cause undesired operation of the device.

FCC RF Radiation Exposure Statement:

1. This Transmitter must not be co-located or operating in conjunction with any other antenna or transmitter.
2. This equipment complies with FCC RF radiation exposure limits set forth for an uncontrolled environment.



head bones

For support visit:

www.damsonaudio.com/support

For warranty information visit:

www.damsonaudio.com/warranty

CAUTION

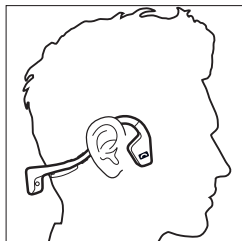
Risk of explosion if the battery is replaced by an incorrect type. Always dispose of used batteries safely. Do not burn or throw in trash. Use authorised battery recycling where possible.

118mm

INSIDE

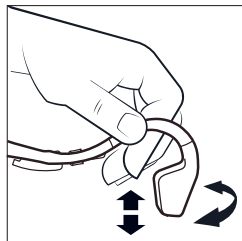
75mm

75mm



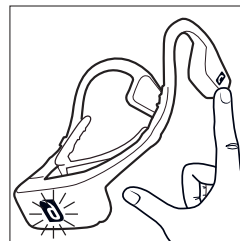
1. How to wear:

The Headbones should sit just on your cheek bone, in front of your ears, keeping your ears free.



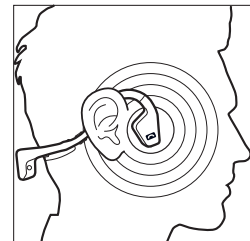
2. Adjust to fit:

Place your thumb and forefinger on the "flexi-fit" arms and mould to the most comfortable fit.



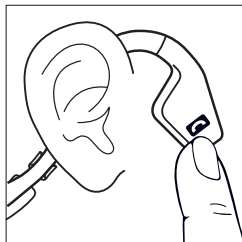
3. Power / Pairing:

To power up, press 'call' for 3 seconds or 5 seconds to pair. Alternatively, use the 'Aux In' for wired connection.



4. Hear everything:

After pairing, hit play on your smart device, or gently press the 'call' button to play music.



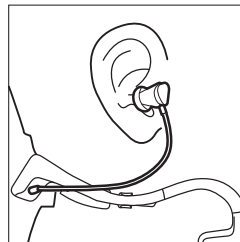
5. Call function:

When receiving a phone call, press the call button to answer. After, press call to play music.




6. Voice Calls:

Press the call button for 2-3 seconds to activate Siri or Google Voice for handsfree dialling.



7. Aux Out – Hear Nothing Else:

Insert any pair of 3.5mm headphones into the line out to block off external sound.



8. Water resistance:

Headbones should withstand sweating or a heavy rain storm. Suitable for extreme sports.

118mm

FOLD