




Terms and Conditions of the peaksaver PLUS® program can be found online at [www.HydroOne.com/peaksaverPLUS](http://www.HydroOne.com/peaksaverPLUS). Funded by the Ontario Power Authority and offered by Hydro One Networks Inc. A mark of the Province of Ontario protected under Canadian trade-mark law.

Used under sub-license, <sup>SM</sup>Official Mark of the Ontario Power Authority. Used under license, peaksaver PLUS® is a registered trade-mark of Toronto Hydro Corporation. Used under license, The Hydro One Networks logo is owned by Hydro One Inc.



FCC STATEMENT

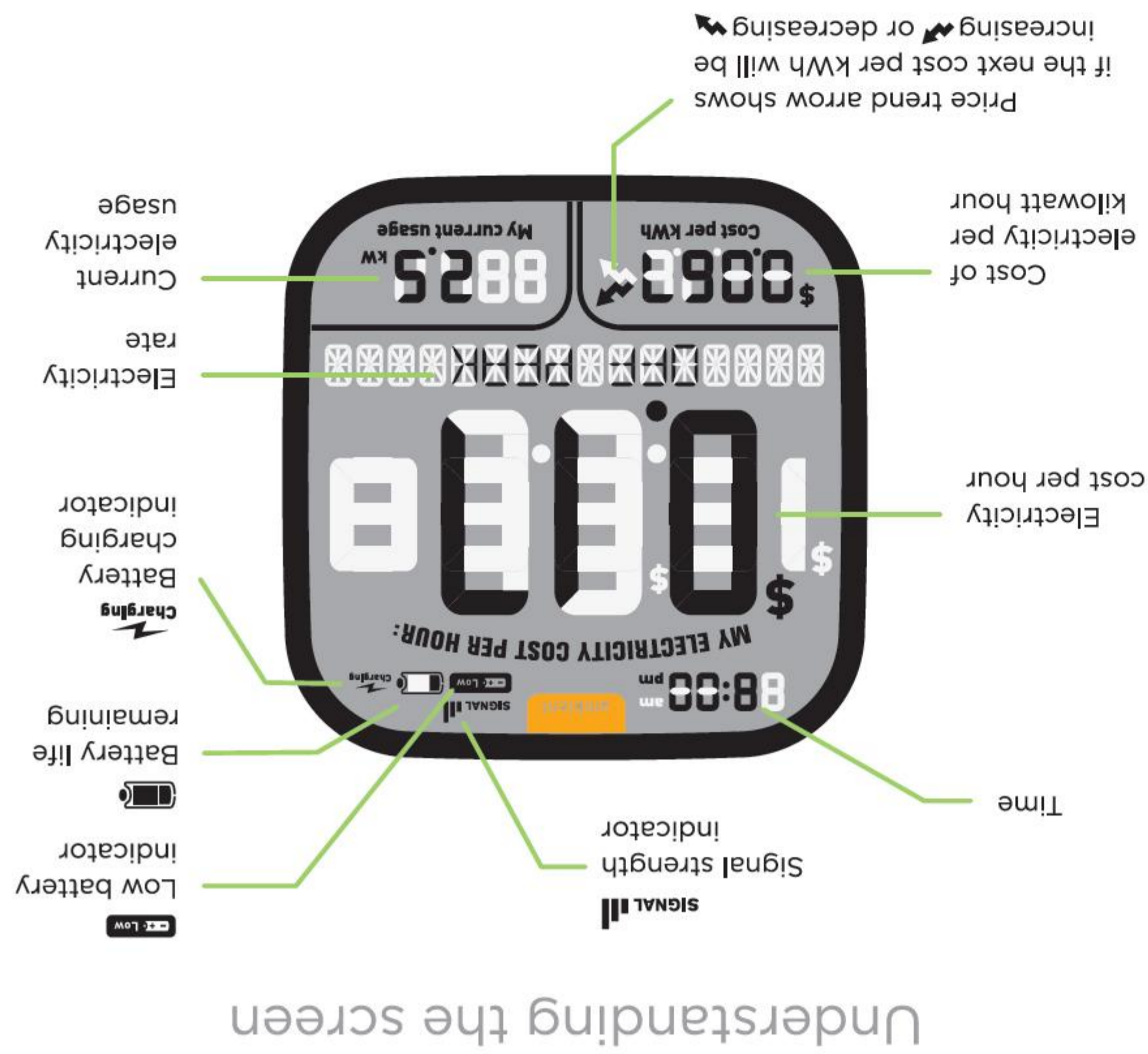
1. This device complies with Part 15 of the FCC Rules. Operation is subject to the following two conditions: (1) This device may not cause harmful interference, and (2) This device must accept any interference received, including interference that may cause undesired operation.

2. Changes or modifications not expressly approved by the party responsible for compliance could void the user's authority to operate the equipment.

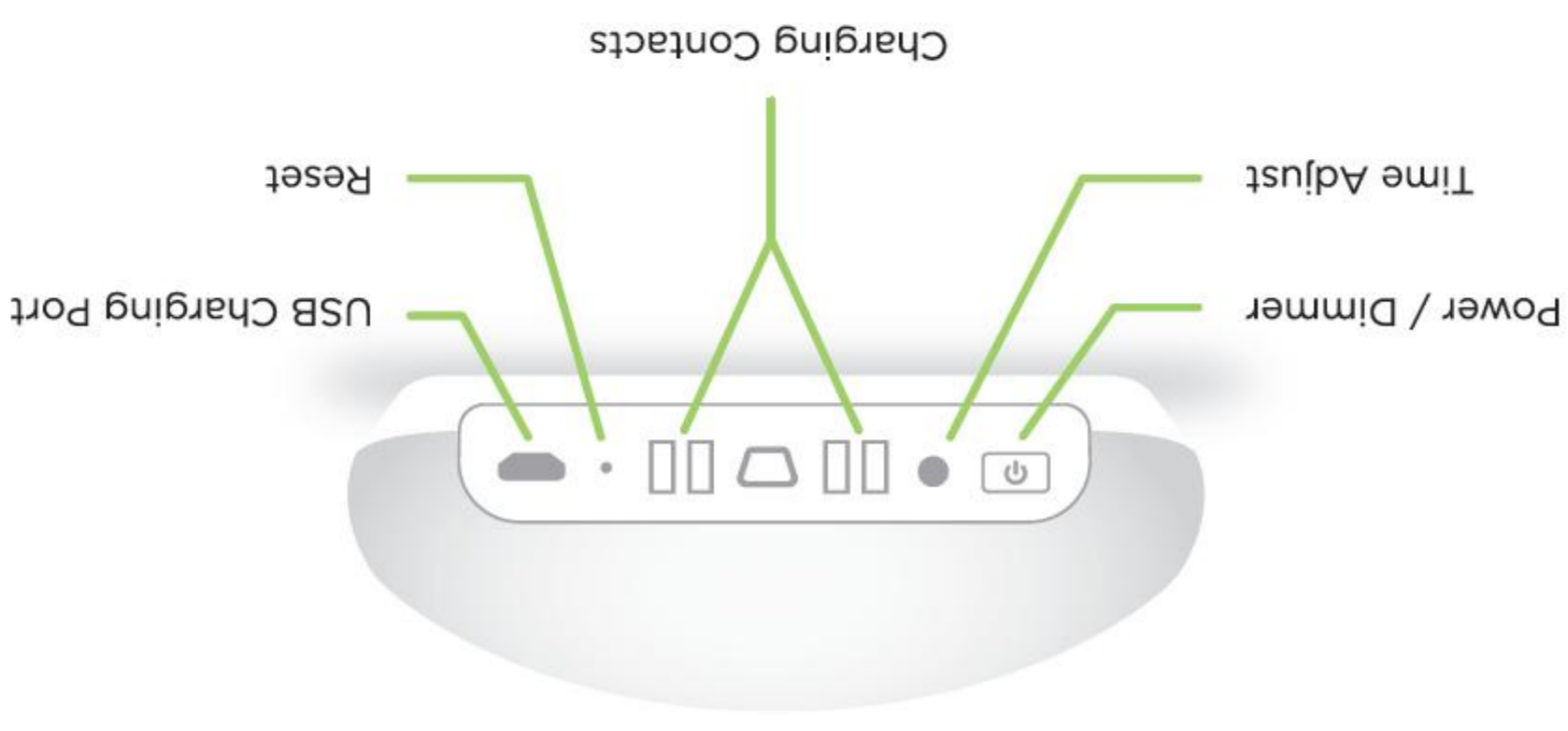
Note: This equipment has been tested and found to comply with the limits for a Class B digital device, pursuant to part 15 of the FCC Rules. These limits are designed to provide reasonable protection against harmful interference in a residential installation. This equipment generates, uses and can radiate radio frequency energy and, if not installed and used in accordance with the instructions, may cause harmful interference to radio communications. However, there is no guarantee that interference will not occur in a particular installation. If this equipment does cause harmful interference to radio or television reception, which can be determined by turning the equipment off and on, the user is encouraged to try to correct the interference by one or more of the following measures:

- Reorient or relocate the receiving antenna.
- Increase the separation between the equipment and receiver.
- Connect the equipment into an outlet on a circuit different from that to which the receiver is connected.
- Consult the dealer or an experienced radio/TV technician for help.

Designed in Cambridge, Massachusetts, USA. Made in China.



Understanding the screen



The base of the device

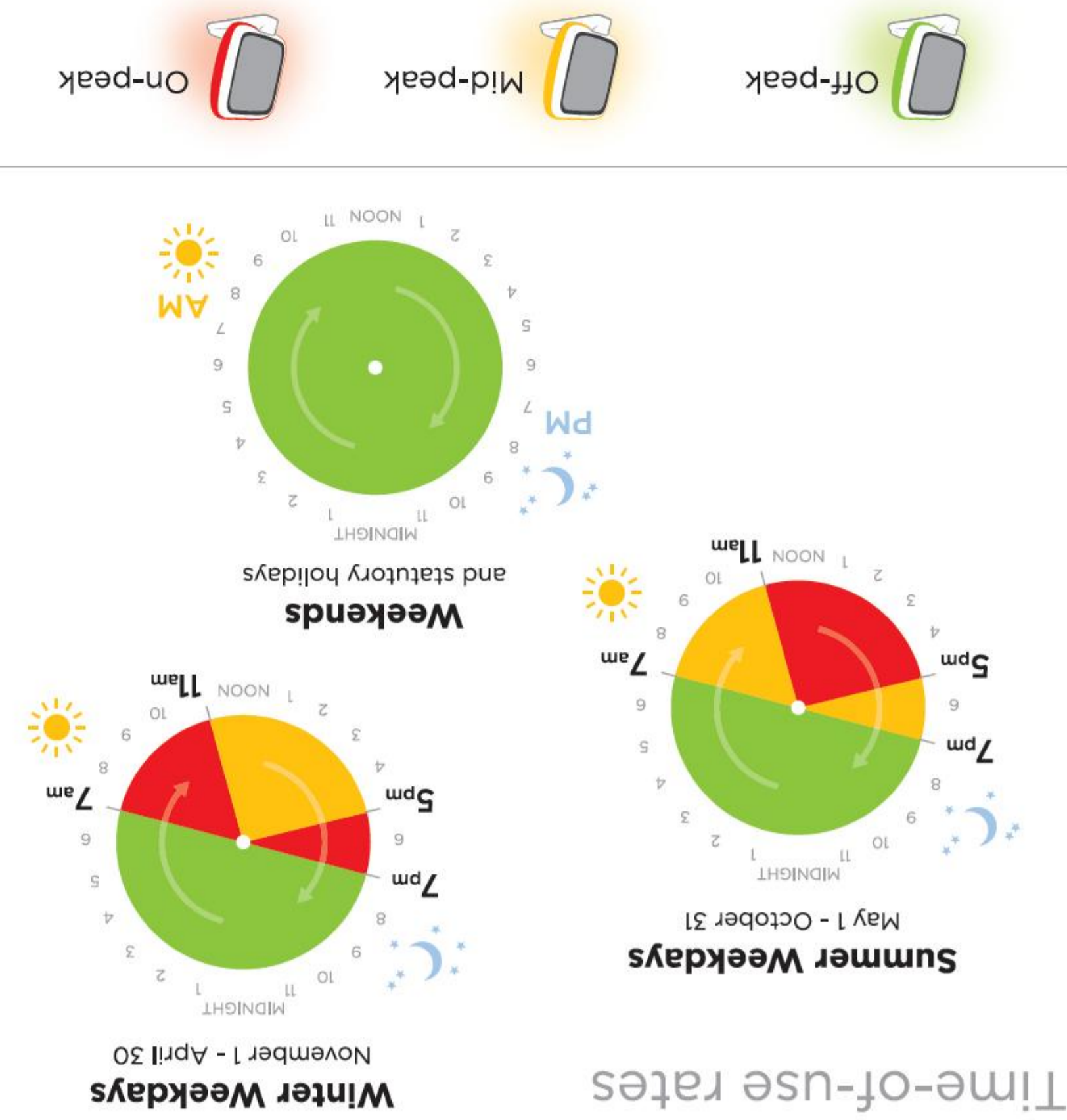
The Joule connects to your Hydro One smart meter wirelessly and should receive information almost anywhere in your home. If you're having trouble receiving information, use the signal bar indicator on the top right of the Joule™ to find the ideal location.

**Glanceable.** Place the Joule where you can glance at it while using electricity intensive appliances or devices – you'll always know the price of electricity as you make decisions about when and how much electricity to use.

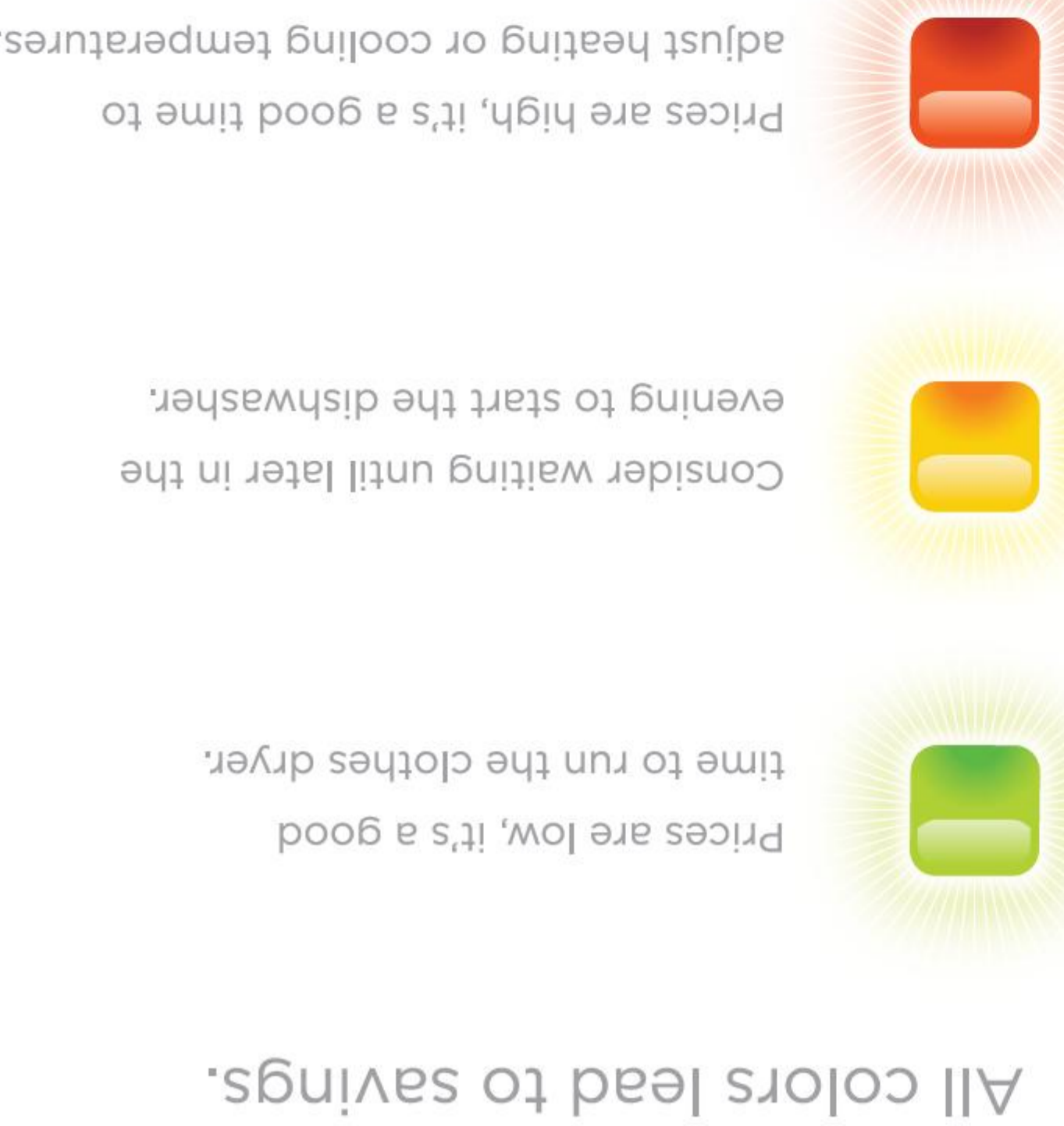
**Take a walk.** The Joule has a rechargeable battery, allowing you to carry it around your home to find the ideal location for it to live. Remember to charge it when the battery life is low.

**Too bright?** If the light from the Joule is too bright, use the dimmer button on the base of the device labeled "Power & Dimmer" to turn down the light. And don't worry, the Joule itself uses very little electricity – about 1/10th of a compact florescent bulb – so it won't increase your electric bill.

**Questions?** If you have more questions, please call **1-866-380-6051** or just e-mail us at **PeakSaverPLUS@HydroOne.com**.



Time-of-use rates



All colors lead to savings.



## The Energy Joule™ by ambient™

Make informed decisions about your electricity consumption... at a glance.