









..... INITIAL SET UP



- 1) Go to... **iPhone Settings** >> **Turn on Bluetooth**
- 2) Hold down  until it flashes blue
- 3) Select >> Typo Keyboard

..... FEATURES

-  To capitalize a letter
Hold the key until it appears
-  To type an alternate character,
press **ALT** + key
-  To insert a period
press **SPACEBAR** twice
-  Hold  and red light will flash
3 flashes **FULL**, 2 flashes **HALF**, 1 flash **LOW**
-  Flash Red - **Recharge Battery**
-  Solid Green - **Charging**
-  Light Off - **Fully Charged**

To Turn Off keyboard
hold down  for 3 seconds
red/blue light will flash

To Turn On keyboard
hit any key

..... TypoKeyboards.com

STOP TAPPING, START TYPING

 **TYPE FASTER W/
FEWER TYPOS**

 **RECLAIM YOUR
SCREEN**

 **FULL BACKLIT
KEYBOARD**

 **BATTERY
INDICATOR**

 **QUICK CURRENCY
KEYS ACCESS**

 **TYPO SMART
TYPING**

FCC ID: 2AA83-TK1001

All devices:

Changes or modifications not expressly approved by the party responsible for compliance could void the user's authority to operate the equipment.

Part 15B compliance statement:

NOTE: This equipment has been tested and found to comply with the limits for a Class B digital device, pursuant to part 15 of the FCC Rules. These limits are designed to provide reasonable protection against harmful interference in a residential installation.

This equipment generates, uses and can radiate radio frequency energy and, if not installed and used in accordance with the instructions, may cause harmful interference to radio communications. However, there is no guarantee that interference will not occur in a particular installation.

If this equipment does cause harmful interference to radio or television reception,

which can be determined by turning the equipment off and on, the user is encouraged to try to correct the interference by one or more of the following measures:

- Reorient or relocate the receiving antenna.
- Increase the separation between the equipment and receiver.
- Connect the equipment into an outlet on a circuit different from that to which the receiver is connected.
- Consult the dealer or an experienced radio/TV technician for help.

This device complies with part 15 of the FCC Rules. Operation is subject to the following two conditions:

- (1) This device may not cause harmful interference, and
- (2) this device must accept any interference received, including interference that may cause undesired operation.

Limited Warranty

Typo Products LLC warrants that its Typo Keyboards product, and the component parts thereof, will be free of defects in workmanship and materials for a period of six months from the date of first consumer purchase. Typo Products LLC will, without charge, repair or replace, at its option, defective keyboards, or component parts upon delivery to the Typo Products LLC's Service department, accompanied by proof of the date of first consumer purchase, such as a duplicated copy of a sales receipt. You must pay any initial shipping charges required to ship the product for warranty service, but the return charges will be at Typo Keyboards LLC's expense, if the product is repaired or replaced under warranty. This warranty gives you specific legal rights, and you may also have other rights which may vary from state to state or country to country.

