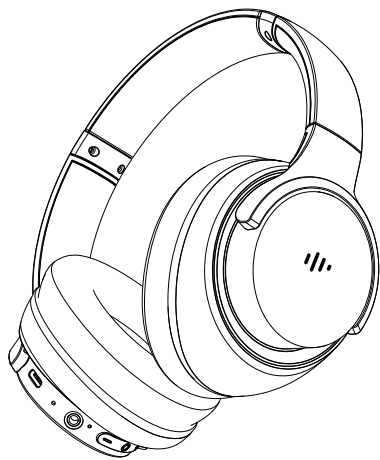


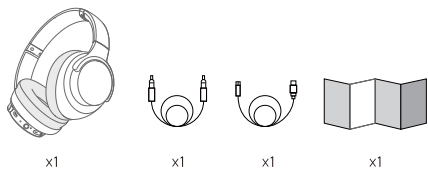
User Manual



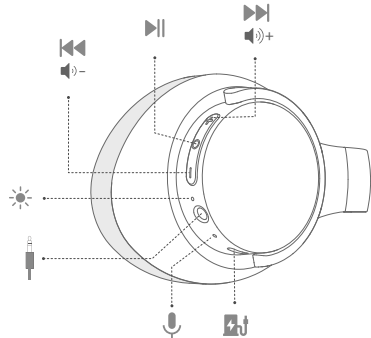
Model NO.: Terry

Wireless Headphone

Package List

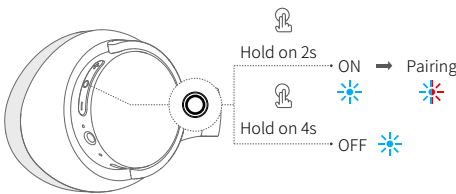


Diagram



How To Pair

Step1:



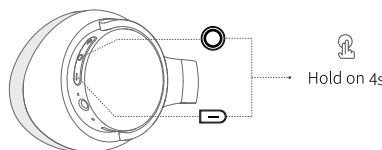
Step2:



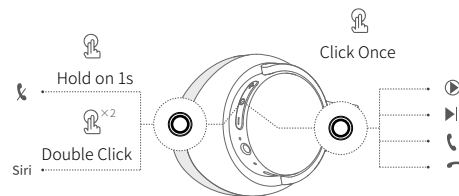
Pairing Note:

When the headset is power off, press and hold the Multi-function Button until the indicator flashes blue and red alternately to enter the pairing mode. Turn on the Bluetooth of the mobile phone and find "Terry" to connect.

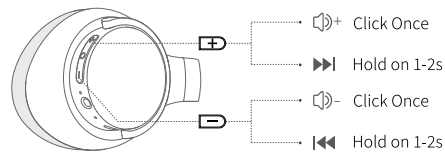
Clear Paired Device



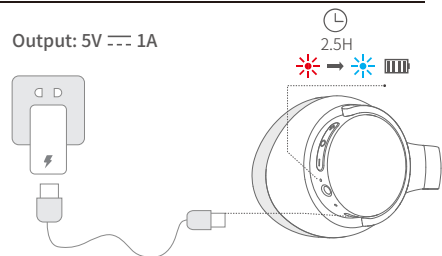
Play/Pause/Answer/Hang up/Reject/Redial



Volume Control/Music Control



Charge the Headphones



Charging Note:

Please do not use the headphones while charging, as audio playback and other functions will not be available.

FAQ

Q: Couldn't connect?

A: Please hold the "-" and "circle button" at the same time for 5 seconds, then search bluetooth devices to connect the headphones.

Q: How to connect to 2 devices simultaneously?

A: 1. Pair with your first device
2. Turn off the bluetooth of the first device, pair with the second device
3. Turn on the bluetooth of the first device to connect again
4. Now your headset is connected to the 2 devices at the same time.

Q: What type of device is compatible?

A: This headsets are compatible with all devices that support Bluetooth or 3.5 mm plug cables. A wireless Transmitter (NOT Included) needs to be prepared when connected with a non-Wireless enabled TV/PC.

Q: Can't hear the other person's voice?

A: Please make sure that the headphones and the Bluetooth-enabled electronic device are turned on. Check if they have been successfully connected and ensure that the audio output device is switched to these headphones.



FCC STATEMENT:

Any Changes or modifications not expressly approved by the party responsible for compliance could void the user's authority to operate the equipment. This device complies with part 15 of the FCC Rules.

Operation is subject to the following two conditions:

(1) This device may not cause harmful interference,
(2) This device must accept any interference received, including interference that may cause undesired operation.

FCC Radiation Exposure Statement:

This equipment complies with FCC radiation exposure limits set forth for an uncontrolled environment.

NOTICE:

Note: This equipment has been tested and found to comply with these limits for a Class B digital device, pursuant to part 15 of the FCC Rules. These limits are designed to provide reasonable protection against harmful interference in a residential installation. This equipment generates, uses and can radiate radio frequency energy and, if not installed and used in accordance with the instructions, may cause harmful interference to radio communications. However, there is no guarantee that interference will not occur in a particular installation. If this equipment does cause harmful interference to radio or television reception, which can be determined by turning the equipment off and on, the user is encouraged to try to correct the interference by one or more of the following measures:

(1) Reorient or relocate the receiving antenna.
(2) Increase the separation between the equipment and receiver.
(3) Connect the equipment into an outlet on a circuit different from that to which the receiver is connected.
(4) Consult the dealer or an experienced radio/TV technician for help.



This product complies with the radio interference requirements of the European Community.



This symbol means the product must not be discarded as household waste, and should be delivered to an appropriate collection facility for recycling. Follow local rules and never dispose of the product and rechargeable batteries with normal household waste. Correct disposal of old products and rechargeable batteries helps prevent negative consequences for the environment and human health.



FR
Cet appareil, ses piles et cordons se recyclent
À DÉPOSER EN MAGASIN
OU
À DÉPOSER EN DÉCHÈTERIE

Points de collecte sur www.quefairedemesdechets.fr



FR
Les piles et batteries se recyclent
À DÉPOSER EN MAGASIN
OU
À DÉPOSER EN DÉCHÈTERIE

Points de collecte sur www.quefairedemesdechets.fr



FR
ÉTUI
BAC DE TRI
Recycling symbol