


US Tech  
Test Report:  
Date:  
Model(s):  
FCC ID:  
Customer:

FCC Part 15.249  
13-0310  
January 29, 2014  
BM-1  
2AA65-BM1  
D5W, Inc.

## TEST CONFIGURATION PHOTOGRAPHS



**Figure 1. Test Configuration, Below 30 MHz**

US Tech  
Test Report:  
Date:  
Model(s):  
FCC ID:  
Customer:


FCC Part 15.249  
13-0310  
January 29, 2014  
BM-1  
2AA65-BM1  
D5W, Inc.



**Figure 2. Test Configuration, 30 MHz - 200 MHz**

US Tech  
Test Report:  
Date:  
Model(s):  
FCC ID:  
Customer:

FCC Part 15.249  
13-0310  
January 29, 2014  
BM-1  
2AA65-BM1  
D5W, Inc.




**Figure 3. Test Configuration, 200 MHz - 1000 MHz**



US Tech  
Test Report:  
Date:  
Model(s):  
FCC ID:  
Customer:

FCC Part 15.249  
13-0310  
January 29, 2014  
BM-1  
2AA65-BM1  
D5W, Inc.



**Figure 4. Test Configuration, Above 1 GHz**