



L I M M E X

*The Swiss Emergency Watch.*

User manual

USA & Canada

## User manual

This document has been prepared with the greatest care. Limmex reserves the right to modify the contents of these operating instructions at any time without prior notice. Limmex will accept no liability for the consequences of any possible oversight or error.

Limmex is a registered trademark of Limmex AG with head office in Zurich, Switzerland. The Limmex Watch is manufactured in Switzerland.

© Limmex, version January 2014

Dear customer

With the Limmex Emergency Watch, you have purchased a quality Swiss product that in addition to showing the time will also increase your safety.

We ask you to read through these operating instructions carefully and to keep them in a safe place.

Please note that a subscription is necessary if the Limmex Watch is to be used to trigger emergency calls.

Please also note the provisions in the subscription contract in addition to these operating instructions.

The battery must be completely charged before using your watch for the first time.

Do you have any questions or comments? Limmex Customer Service is happy to help you. The contact details can be found in the enclosed subscription instructions.

Your Limmex team

## Contents

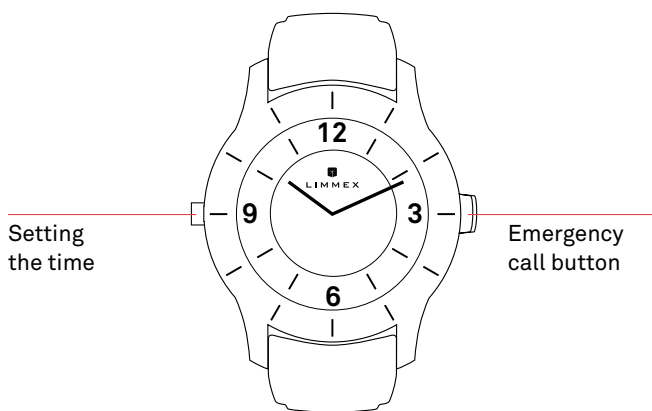
<b>1</b>	<b>The Limmex Emergency Watch</b>	<b>8</b>
	Overview	8
	Triggering an emergency call	9
	Ending an emergency call	9
	Information about the battery	9
<b>2</b>	<b>Important information</b>	<b>11</b>
	Area of use	11
	Intended use	11
	Test calls	11
	Sound quality	12
	Calls to the Limmex Watch	12
	Water resistance	12
	Setting the time	12
	Changing the strap	12
	Cleaning the watch	13
	Disposal	13
	Warranty/Repairs	13
<b>3</b>	<b>Troubleshooting</b>	<b>13</b>
	The watch does not work	13
	The watch beeps at regular intervals	13
	The watch continually calls the emergency call numbers	14
	Other problems	14
<b>4</b>	<b>Technical details</b>	<b>15</b>
	Temperature range	15
	Mobile radio	15
	Battery/rechargeable battery	15

## 1 The Limmex Emergency Watch

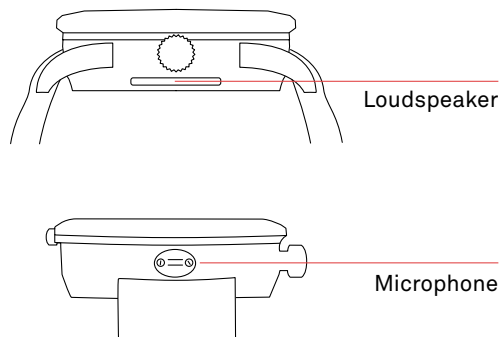
### Overview

The watch time is adjusted using the crown on the left (by pulling out and turning the crown as in a conventional watch).

An emergency call can be triggered with the button on the right side of the Limmex Watch.



A microphone and loudspeaker are located in the sides of the watch.



### Triggering an emergency call

When the emergency call button is pressed, a beep will sound for 15 seconds to alert you to the alarm condition.

You can cancel the alarm call during these 15 seconds by pressing the emergency call button again.

After 15 seconds, the Limmex Watch calls the desired contact person(s). You can now talk to the person called, who will discuss the necessary steps with you and organise help.

It normally takes about 30-45 seconds for the phone of the first contact person to ring.

### Ending an emergency call

For safety reasons, the emergency call can no longer be cancelled after the 15-second period described above. The emergency call will be ended only when the contact person puts down the phone.

### Information about the battery

The Limmex Watch contains two batteries: The battery for the time display has a service life of up to four years. It can be changed by Limmex.

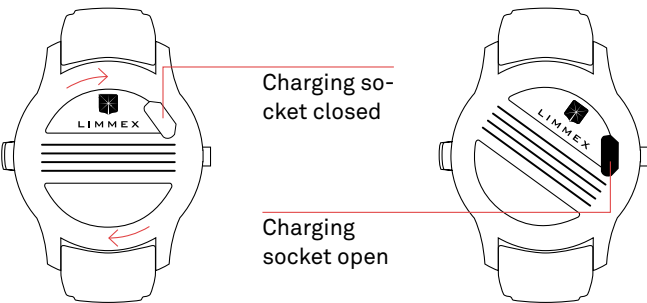
The rechargeable battery for the operation of the emergency call telephone will retain its charge for several months when not used for emergency calls. A red light will blink on the watch face when it needs to be recharged.

Turn the metal base of the watch case in order to plug in the charger.

The red light on the watch face will remain lit during the charging procedure.

The light will go out again (after approx. 1-2 hours) once the battery is fully charged.

Important: The rechargeable battery must be fully charged before putting the watch into use for the first time. Limmex also recommends that the battery should be recharged after every emergency or test call.



Red light blinking	Battery should be recharged
Red light on continuously	Battery being recharged
Red light goes out	Battery charged

## 2 Important information

### Area of use

The area of use of your Limmex Watch is defined in your subscription manual. The Limmex Watch may be used only within this area of use.

The Limmex Watch operates using mobile phone technology. Most of the inhabited areas within your area of use will be covered. Its use cannot always be guaranteed, however, particularly in more remote areas and in cellars, garages, etc.

### Intended use

With the exception of a monthly emergency call test, the emergency call function of the Limmex Watch must be used only in emergency situations. Please refer to the provisions in the subscription contract.

### Test calls

For safety reasons, Limmex recommends that the watch should be tested after the activation of the subscription and thereafter once a month.

### Sound quality

The Limmex Watch is not designed to replace a telephone, but to organise targeted assistance in the case of an emergency. The sound quality is at its best if you speak into the microphone from a distance of 20-30 cm resp. 8-12 inches.

### Calls to the Limmex Watch

It is not possible to make calls to a Limmex Watch in normal operation.

Exception: Once you have triggered an emergency call, calls can be made to the watch over a period of 30 minutes in order to ensure that the required help is provided.

Your Limmex Watch will accept incoming calls automatically during this period.

### Water resistance

The Limmex Watch is resistant to splash water. It can be worn when showering or bathing, but not for swimming, etc.

### Setting the time

Adjust the time by pulling out and turning the crown on the left side of the Limmex Watch (see Chapter 1).

After adjustment, press the crown firmly against the case again.

### Changing the strap

You can obtain replacement straps for Limmex Watches at any watch dealer. Metal straps may not be used for technical reasons.

### Cleaning the watch

Clean your Limmex Watch with a clean, dry cloth. Under no circumstances use chemicals, soap or other cleaning products.

### Disposal

The Limmex Watch is an electronic device that must be carefully disposed of in accordance with local regulations. The disposal with the garbage is prohibited by law.

### Warranty/Repairs

The warranty period is stated in your purchase contract. Damage to wearing parts (watch glass, strap, etc) and damage resulting from improper use are excluded from the warranty. Opening the watch case will void the warranty. For warranty claims or repairs, please contact your local Limmex representative.

## 3 Troubleshooting

### The watch does not work

Please check the following points:

1. Is the watch fully charged (see Chapter 1)?
2. Do you have wireless coverage (see Chapter 2)?
3. Has a subscription been activated and have you entered the numbers correctly (see the subscription instructions)?

### The watch beeps at regular intervals

Reason: The Limmex Watch has no wireless coverage. The Limmex system is programmed

in this way to make people in the vicinity aware of the emergency if the watch has no wireless coverage in an emergency situation.

**Solution:** To stop the beeping use the charger to connect the watch to a mains socket.

### **The watch continually calls the emergency call numbers**

**Reason:** The rechargeable battery is fully discharged. In this case no emergency calls can be made with the watch. The system, however, makes the person providing help aware that an emergency call has been triggered.

**Solution:** Connect the watch to a mains socket using the charger. The recipient of the emergency call must accept the emergency call and stay on the phone for at least a minute after the automatic announcement.

### **Other problems**

If your watch has a defect that you cannot solve with the help of the above advice, please contact Limmex Customer Service. The contact information can be found in the enclosed subscription instructions.

## **4 Technical details**

### **Temperature range**

-10°C to +40°C, 14°F to 104°F. The service life of the rechargeable battery is reduced at extreme temperatures (outside the range 0°C-25°C resp. 32°F to 77°F).

### **Mobile radio**

GSM Dual Band (850/1900 MHz). Please follow the same safety rules as for mobile phones (when flying, in hospitals, with pacemakers, etc). The telephone function of the Limmex Watch is completely switched off in normal operation and does not emit any radiation.

### **Radiofrequency radiation exposure Information**

For body worn operation, this watch has been tested and meets FCC RF exposure guidelines when used with straps that contains no metal and that positions the watch at the wrist. Use of other accessories may not ensure compliance with FCC RF exposure guidelines.

The Limmex Watch contains a non-replaceable SIM chip.

### **Battery/rechargeable battery**

The Limmex Watch contains a rechargeable lithium-polymer battery with 120 mAh for emergency calls. Do not connect the charging unit via the USB connection of a computer. You can find more information on page 9/10.

The watch movement has a separate, non-rechargeable battery with a service life of up to four years.

NOTE: This equipment has been tested and found to comply with the limits for a Class B digital device, pursuant to Part 15 of the FCC Rules. These limits are designed to provide reasonable protection against harmful interference in a residential environment. This equipment generates, uses and can radiate radio frequency energy and, if not used in accordance with the instructions, may cause harmful interference to radio communications. However, there is no guarantee that interference will not occur in a particular situation. If this equipment does cause harmful interference to radio or television reception, which can be determined by turning the equipment off and on, the user is encouraged to try to correct the interference by one or more of the following measures:

- > Reorient or relocate the receiving antenna.
- > Increase the separation between the equipment and receiver.
- > Connect the equipment into an outlet on a circuit different from that to which the receiver is connected.
- > Consult the dealer or an experienced radio/TV technician for help.



#### LIMMEX

Model: LM15US0001

FCC ID: 2AA5J15US0001

IC: 11484A-15US0001



This device complies with Part 15 of the FCC Rules and with Industry Canada licence-exempt RSS standard(s). Operation is subject to the following two conditions: (1) this device may not cause harmful interference, and (2) this device must accept any interference received, including interference that may cause undesired operation.



You can obtain more information on:

**[www.limmex.com](http://www.limmex.com)**