


MWTerm 311

Bed terminal



Attention

Respect users,

Thank you for your purchase and use of our products. For your security and interests , read the product instructions and all the attached data before using it. If you do not operate the product in accordance with product instructions, resulting in any personal injury, property or other losses, Lincor will not be responsible for that.

About the product instructions (hereinafter referred “instructions”)

- Copyright of instructions belongs to our company;
- Mentioned trademarks, type size in the instructions belongs to their respective owners;

If the content of instructions is inconsistent with the actual products, whichever are actual products.

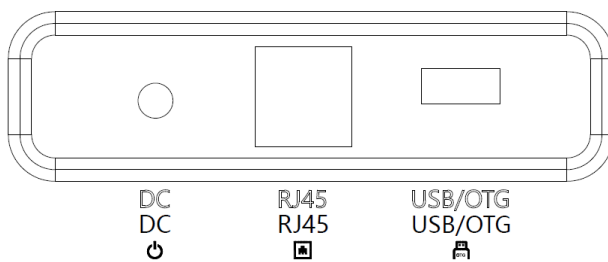
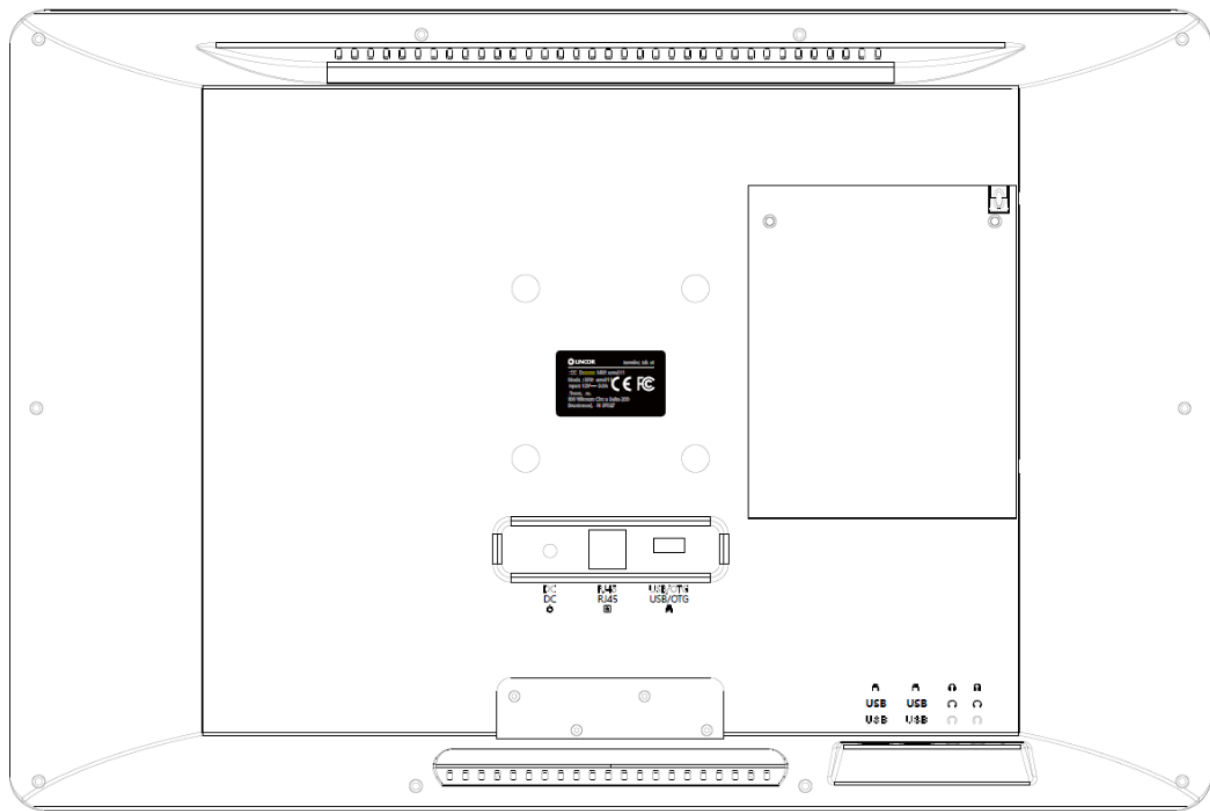
1. Packages

This carton contains the following items:

- 22” terminal
- 3A, 12 V Power adaptor
- Telephone handset
- Cradle + screws to attach cradle to Terminal

To be arranged by user: power cord, wall mount.

2. Connectors



- DC: for power adaptor for 12V power adaptor
- RJ45: connector for LAN cable
- USB/OTG: port to manually update firmware



- 2x USB 3.0 port
- 2x Earphone plug: 3.5 mm mini jack like USA standard

3. Cleaning

1. Before you clean your tablet, it is better to disconnect the cables and power cord with the correct clean notice:
2. Do not make the touch screen touch surface wet. It is best not to operate the touch screen while eating. After washing your hands, wait until your hands are dry before touching the touch screen.
3. Do not use paper towel to wipe the touch screen, because some paper towels may cause screen scratches, also, don't pick the smudges off the screen directly with dry hands.
4. Use a clean and dry microfiber cloth to wipe the dust on the device including the screen. The microfiber cloth can be replaced by a soft cotton or polyester cloth.
5. You can dip the microfiber cloth in some distilled water, but don't soak it completely. Or you can buy a special touch screen cleaner, or you can use your mouth to blow hot air on the screen instead.
6. Do not apply any pressure, gently wipe the screen with a damp cloth.
7. Use a dry cloth to gently wipe the surface of the screen in a rotating motion.

4. Warning & Attention

LCD maintenance

- Don't put any heavy goods on the Terminal.

Reminder: please make sure that you haven't put too many things in the bag or besides the device when using suitcase or backpack
- Don't grasp, twist or impact the surface of the LCD
- Don't put LCD in environment beyond 40 degree or humidity over 90%
- Don't expose LCD in the direct sunlight or strong fluorescent
- Please don't use corrosive cleaning agent to clean LCD to avoid any damage.
- Please do not block ventilating radiator to avoid device over heat.
- Please don't remove them when system is reading U disk ,otherwise, the system would be collapsed, even all your datas would lose.
- Please don't take the case apart when the system is working ,otherwise, the data would be damaged or lost. Please copy those important files by yourself timely, especially, before you decide to format the disk.
- Please use the power adapter according to the safe usage rules, do not take the adapter apart.
- Do please only use the power adapter we enclosed in the device package.
- Make sure the terminal tablet work in normal environment, make sure computer away from the harsh environment (high-temperature, low temperature, high humidity) to ensure that the life of the tablet.
- Do not use adapter in lightning weather.
- Do not pick-and-place terminal tablet with one hand or make it imbalance.
- Only the authorized people of our agency can assemble or disassemble the device, please prevent the seal from any damage for after-sales service.

Conventions used in this guide

In order to make you pay reasonable attention on certain note, please see the following notice:

【WARNING】 -- Information to prevent injury to yourself

【ATTENTION】 -- Information to prevent damage to the terminal device

【NOTE】 --Tips and additional information to aid in completing a task

✧ NOTE

The security information provided in this chapter is not the whole. For safe reason, please pay enough attention to all security information wherever it was marked, as well as other instruction in this manual.

✧ WARNING

You'd better operate this device with the related basic common sense.

Children only can operate it besides adult.

Working Environment	Available Range
Transportation Environment	-20°C~ 60°C
Transportation Humidity	10%~90% RH(60°C)
Atmospheric Pressure	86kPa~106kPa
Power Port	12V, 3.0A
Working Humidity	30%~90%
Working Temperature	5°C~35°C

✧ ATTENTION

To avoid tablet damaged by environment (humidity, dust, food, liquid, direct exposure in the sunlight). It should be placed in ventilation, dry place.

To avoid magnetic interference and damage please keep away from other home appliances such as TV, air conditioner and so on.

Please don't splash liquids or other debris into the tablet , otherwise, it would lead to the short circuit of other internal components and get electric shock or fire.

✧ ATTENTION

Please make sure that the tablet has been placed under 10 degree or above for at least 2 hours, otherwise, when turning on, that would damage your data before usage

✧ ATTENTION

After a transportation below 10 degree, please at least wait for 2 hours under normal temperature before your usage. And do not unfold the package during this period.

✧ ATTENTION

Before using, please make sure the tablet correct connection, power supply and other related matters all under the manual instruction.

Move and Transportation

✧ ATTENTION

Please be attention to lightly take and put when moving terminal device, it should be put in the package case and put according to the package storage logo, also use close carton to carry .

Please keep the package beyond children's touch.

✧ ATTENTION

Pls use the suitable adapter as we provide-12v, 3A

4.3 FCC WARNING

This device complies with part 15 of the FCC Rules. Operation is subject to the condition that this device does not cause harmful interference (1) this device may not cause harmful interference, and (2) this device must accept any interference received, including interference that may cause undesired operation.

Any changes or modifications not expressly approved by the party responsible for compliance could void the user's authority to operate the equipment.

NOTE: This equipment has been tested and found to comply with the limits for a Class B digital device, pursuant to Part 15 of the FCC Rules. These limits are designed to provide reasonable protection against harmful interference in a residential installation. This equipment generates, uses and can radiate radio frequency energy and, if not installed and used in accordance with the instructions, may cause harmful interference to radio communications. However, there is no guarantee that interference will not occur in a particular installation.

If this equipment does cause harmful interference to radio or television reception, which can be determined by turning the equipment off and on, the user is encouraged to try to correct the interference by one or more of the following measures:

- Reorient or relocate the receiving antenna.
- Increase the separation between the equipment and receiver.
- Connect the equipment into an outlet on a circuit different from that to which the receiver is connected.
- Consult the dealer or an experienced radio/TV technician for help.

To maintain compliance with FCC's RF Exposure guidelines, This equipment should be installed and operated with minimum distance between 20cm the radiator your body: Use only the supplied antenna.

FCC ID: 2A9YN-MWTERM311