

APP Download

Search "**Neye3C**" in Google

Play or Apple App Store

Product Name: Smart Camera

Main type: S20



Download by
Scanning QR Code

Add Camera Using Sonic


 Login

LOGIN

1. Sign up and Login in

AP Camera




Signup

Forgot Password?



Neye3C



Operating Instructions

WIFI Configuration-AP Mode (Android)

2. Click "+"



Device



Service



Storage



User



Add Camera

3. Click "Add WiFi Camera Using Sonic"



Add Wifi Camera Using Sonic

Sonic mode config new device



Add Wifi Camera Using Hotspot

AP mode config new device

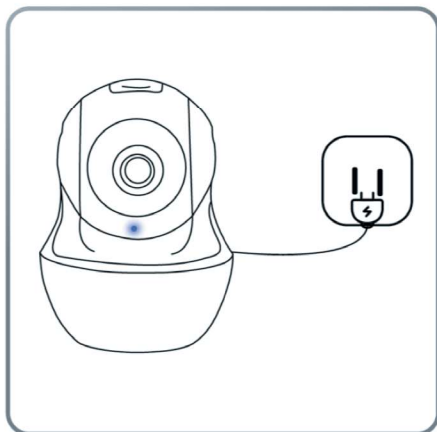


Add Exisited Camera

Lan search or input GID Manually



Config Network



1. Make sure the device has been connected to the power supply, the blue light of the device flashes
2. And hear the sound "please configure WIFI"
3. If not, please press the reset button to reset the device

4. Click "NEXT"



NEXT



Config Network

WiFi Name

M2

WiFi Password

Input Wi-Fi Password



1. Make sure your phone is connected to WIFI
2. Check whether the WIFI name displayed is correct
3. You can manually input the Wi-Fi name and password near the device
4. Can't use 5G Network

5. Enter the WiFi Password and Click "Next"

NEXT



Config Network

WiFi Name

M2

WiFi Password

12345678



31.00%

Configuring

1. I
2. C

correct

3. You can manually input the Wi-Fi name and password near the device

4. Can't use 5G Network

6. Configuring

NEXT



HD

7. Connection successfully



BULB



DEVICE RECORD



CLOUD RECORD



Options



Control

Cloud Record





Buy Cloud Storage

Cloud Storage Plans

7x24 hours standby, automatic upload, financial-level encryption security protection. No need to worry about stealing or SD card damage.



7x24 Alarm Monthly
Plan

Buy Now



7x24 Alarm Annual
Plan

Buy Now



2. Click "Buy Now"



7x24 Recording
Quarterly Plan

Buy Now



7x24 Recording Annual
Plan

Buy Now



Buy Cloud Storage



7x24 Recording Annual Plan

100GB / 365 Days

Valid Until: 2024-12-31

Select Your Payment Method

stripe

PayPal



3. Select Your Payment Method



Buy Cloud Storage



Pay with PayPal

Please enter your email address or mobile number first

Email Address or Mobile Number

[Forgot your email address?](#)

NEXT

or

**4. Enter Your Email Address
or Mobile Number and
Click "NEXT"**

[Privacy](#) [Legal Agreement](#)



Cloud Storage

Order Successful

The device starts to restart,
wait to reconnect to preview

OK

5. Order Successful

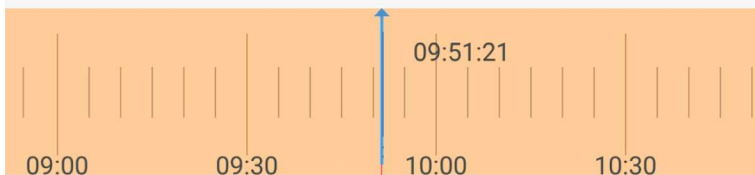


Cloud Record



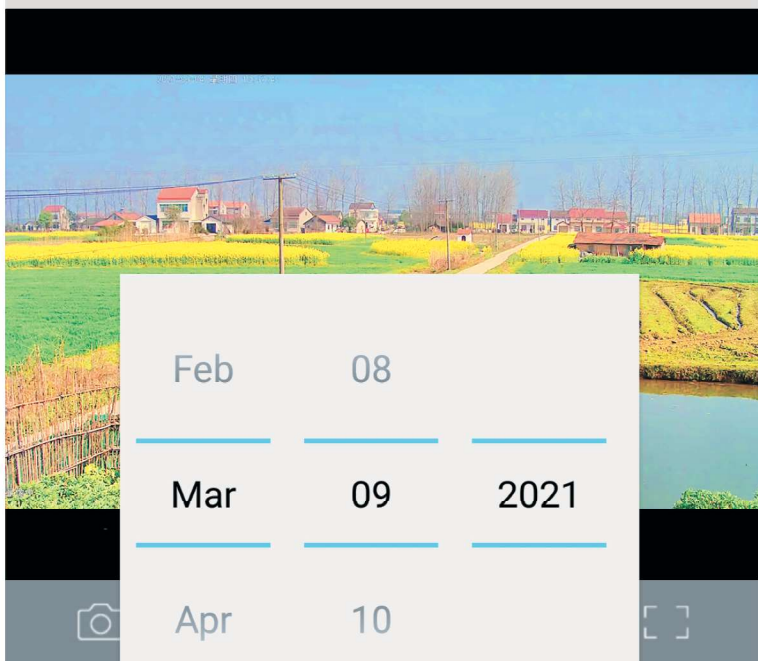
< 03/09/2021 >

6. Cloud Record



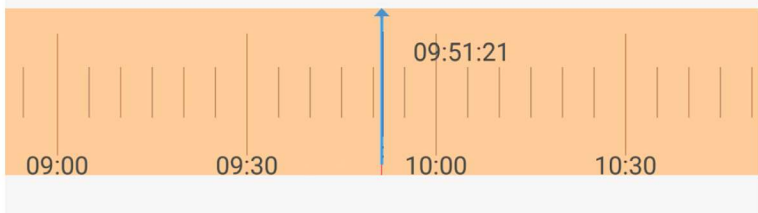


Cloud Record



Feb	08	
Mar	09	2021
Apr	10	
Cancel		OK

7. Select date



This manual is for reference,
the final interpretation right
belongs to our company,
the product is updated in
real time, if there is an
upgrade, we will not notice.

FCC

This equipment has been tested and found to comply with the limits for a Class B digital device, pursuant to Part 15 of the FCC Rules. These limits are designed to provide reasonable protection against harmful interference in a residential installation. This equipment generates uses and can radiate radio frequency energy and, if not installed and used in accordance with the instructions, may cause harmful interference to radio communications. However, there is no guarantee that interference will not occur in a particular installation. If this equipment does cause harmful interference to radio or television reception, which can be determined by turning the equipment off and on, the user is encouraged to try to correct the interference by one or more of the following measures:

- Reorient or relocate the receiving antenna.
- Increase the separation between the equipment and receiver.
- Connect the equipment into an outlet on a circuit different from that to which the receiver is connected.
- Consult the dealer or an experienced radio/TV technician for help.

This device complies with part 15 of the FCC Rules. Operation is subject to the following two conditions:

(1) This device may not cause harmful interference, and (2) this device must accept any interference received, including interference that may cause undesired operation.

Changes or modifications not expressly approved by the party responsible for compliance could void the user's authority to operate the equipment.

*RF warning for Mobile device:

This equipment complies with FCC radiation exposure limits set forth for an uncontrolled environment. This equipment should be installed and operated with minimum distance 20cm between the radiator & your body.