

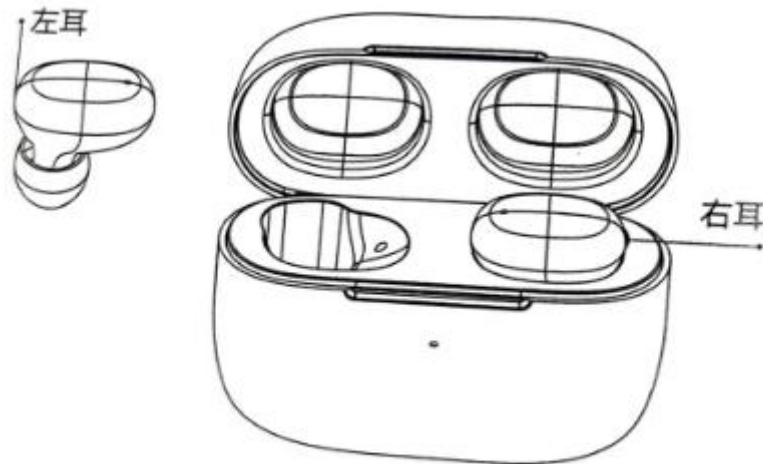
{Steps}

Product name:Hearing aids

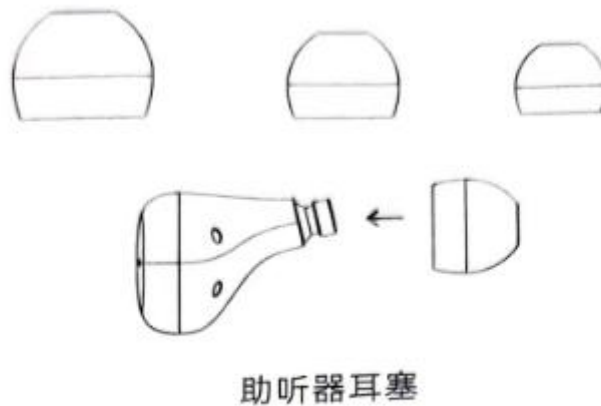
Model:ZD-ZT8

FCC ID:2A9UD-ZD-ZT8

When the hearing aid is turned off, take out the product from the charging box, and the hearing aid will automatically turn on after 10 seconds: touch the button area to adjust the volume level, there will be a sound prompt for each level switch, and four sound prompts for the maximum level.



Choose a suitable size from the three earplugs of different sizes provided, and assemble it on the sound outlet of the hearing aid.



Put the hearing aid equipped with earplugs into the ear canal until the hearing aid is close to the ear canal and will not fall out of the ear canal, and it feels comfortable.

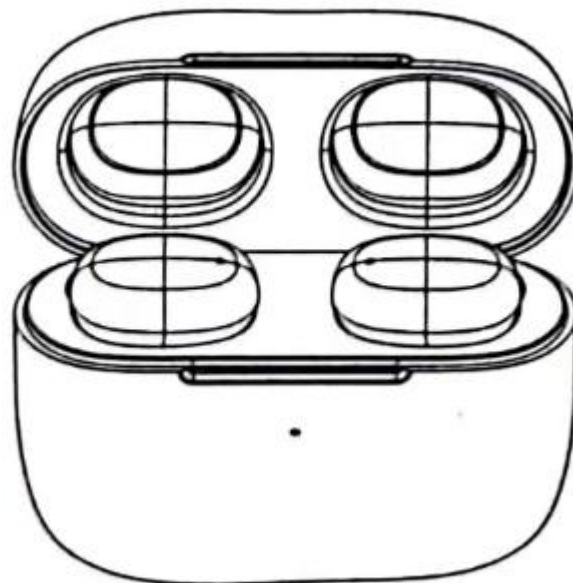
OTouch the button area to adjust the gear of the hearing aid, feel the volume at the same time, and adjust to the appropriate volume.

O Double-click the button area to adjust the hearing aid mode, and adjust to the appropriate mode according to the current use environment.



When removing after use, gently remove the earphones with your thumb and forefinger.

O After use, take out the hearing aid and clean it, put it into the charging box, and close the charging box cover. When the hearing aid is put into the charging box, it will automatically shut down and charge. After fully charged, it will automatically enter ultra-low power consumption.



Connect with the mobile phone, when a call comes, click the touch button twice to answer the call; when talking, click the touch button twice to hang up the call; long press for 1 second, reject the call.

Warning:

Changes or modifications to this unit not expressly approved by the party responsible for compliance could void the user's authority to operate the equipment.

NOTE:

This device complies with part 15 of the FCC Rules. Operation is subject to the following two conditions: (1) This device may not cause harmful interference, and (2) this device must accept any interference received, including interference that may cause undesired operation.

FCC Statement:

This equipment has been tested and found to comply with the limits for a Class B digital device, pursuant to part 15 of the FCC Rules. These limits are designed to provide reasonable protection against harmful interference in a residential installation. This equipment generates, uses and can radiate radio frequency energy and, if not installed and used in accordance with the instructions, may cause harmful interference to radio communications. However, there is no guarantee that interference will not occur in a particular installation. If this equipment does cause harmful interference to radio or television reception, which can be determined by turning the equipment off and on, the user is encouraged to try to correct the interference by one or more of the following measures:

- Reorient or relocate the receiving antenna.
- Increase the separation between the equipment and receiver.
- Connect the equipment into an outlet on a circuit different from that to which the receiver is connected.
- Consult the dealer or an experienced radio/TV technician for help.

The product is a portable device and meets the exposure assessment requirements for portable devices.