

Soul Beat

Start a New Journey of Music Visualization

USER MANUAL

001 English

005 Español

009 Français

013 Deutsch

017 Русский язык

021 中文

025 中文繁体

029 日本語

033 한국어

037 Português

041 Tiếng Việt

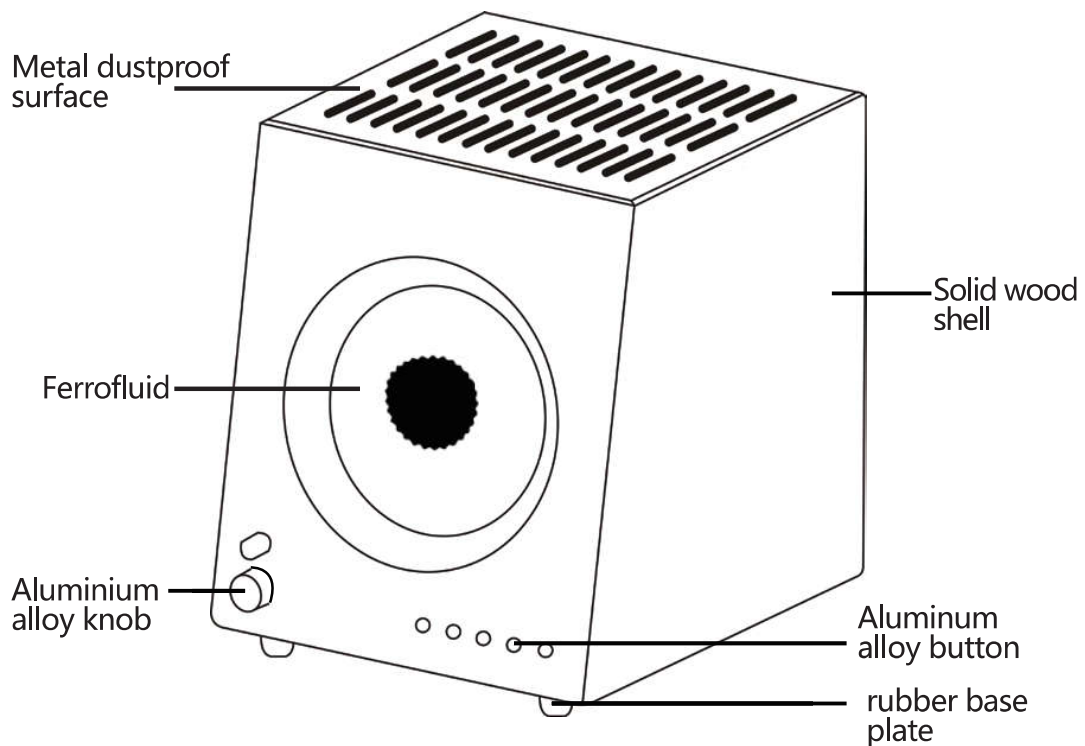
045 اللغة العربية

SOULBEAT

Portable three-dimensional ceiling sound source magnetic fluid visual sound looks classic, elegant, future sense of science and technology, with full and shocking bass. The magnetic fluid within the visual range can change into different graphics according to the music rhythm loved by the artist. It can bring the visual and auditory feast to the artist without plugging in and carrying it with you.

This soulbeat sound has an elegant appearance and weighs 4kg. It is a lightweight future style design. It has a compact and stable appearance, balanced sound quality, thick and powerful low frequency, excellent high frequency extension, transparent medium frequency sound and clear and detailed sound channel, You can fine tune the rhythm knob key according to your personal music style preference. The rhythm change of magnetic fluid within the visual range and the presented shape, simple appearance style and attention to detail carving are our constant pursuit of high-quality products.

Links can be easily realized through Bluetooth compatible devices. Aluminum alloy knobs and buttons are adopted on the front, pearlescent paint is equipped on the wooden surface and the most classic brand mirror logo of dctorange on the back, with outstanding visual effect and sound quality. With a built-in battery life of up to 12 hours and a full power of 8 hours, you can enjoy the wonderful experience brought by art and technology.

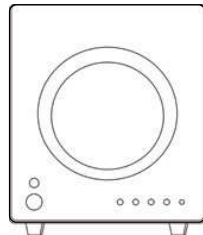


contents of packing box

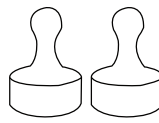
User manual and warranty information	* 1
Soulbeat original MHD sound	* 1
Hand held magnet	* 2
Power adapter	* 1




User manual and warranty information



Soulbeat original MHD sound



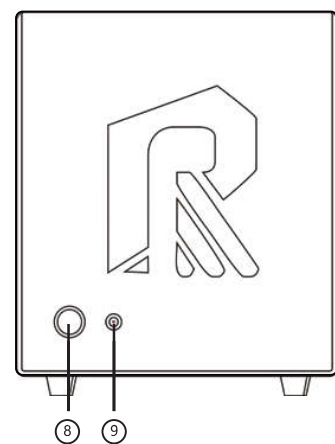
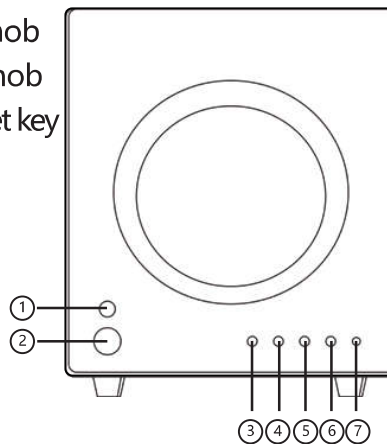
Hand held magnet



Power adapter

general description

- ① Volume adjustment knob
- ② Rhythm adjustment knob
- ③ Magnetic fluid lock / reset key
- ④ Previous song
- ⑤ Suspension
- ⑥ Next song
- ⑦ Breathing indicator
- ⑧ Start switch
- ⑨ Power charging port



power on the soulbeat sound

- 1、 Insert the power adapter connector into the power socket on the back of the audio
- 2、 Connect the correct power cord to the wall outlet

turn power on / off

- 1、 Press the power on button to start the wonderful journey of music visualization
- 2、 The breathing light on the far right side of the front will flash. When the battery is charging, the surface breathing light will flash slowly.
- 3、 turn off the power switch to turn off the audio
- 4、 the LED indicator will turn off

lock reset, adjust volume and rhythm frequency

- 1、 The lock key can polymerize the loose magnetic fluid, and the reset key can re rhythm the polymerized magnetic fluid
- 2、 urn the volume key to adjust the volume
- 3、 turn the rhythms knob to adjust the change effect of the magnetic fluid within the visual range. The magnetic fluid can be transformed into different shapes and effects according to the preferences of artists for different music. Adjusting the magnetic fluid to the left can slowly follow the rhythm, presenting a soft effect. Adjusting the magnetic fluid to the right can quickly follow the rhythm, presenting a fierce rhythm effect.

battery charging

Soulbeat is equipped with a built-in battery, which can play at full power for up to 8 hours, and the indoor normal playing time is up to 12 hours. If the battery runs out, the magnetic fluid may no longer move according to the music rhythm. At this time, it is necessary to connect the power line to charge the sound. This is because the LED breathing indicator light will flash slowly, and it can be fully charged in about 3 hours. You can start the device while charging, It will not bring any safety sound.

- ① connect the audio to the main power supply and press the power switch
- ② the front led breathing light starts to flash slowly, indicating that the battery is charging
- ③ when the battery indicator stops flashing slowly and turns to flash quickly, it means that the soulbeat is fully charged.

SOULBEAT works with your device

You can connect your mobile phone, tablet computer and laptop computer to the audio via wireless Bluetooth. The search name "soulbeat" prompts that the audio link is successful. If you need to switch other wireless devices, cancel the link on the original wireless device to connect the new wireless device.

SOULBEAT technical information

Power input voltage	100-240V vac/60w		
Absolute min / max	90-264VAC		
Power frequency	50-60HZ	Maximum peak power consumption	60W
Maximum output power	50W		
Battery type	Panasonic 21700*3 12V lithium battery, 6000mAh		
Battery life	8 hours of full power, 12 hours of normal music playing (volume 50%)		
Weight	4.3KG	Size	220*220*250mm
Speaker power	8Ω15W*2		

troubleshooting

problem	reason
Audio cannot be turned on normally	The built-in battery runs out of power, or the power cord is not plugged into a wall socket with electricity, or is not plugged into the power socket on the back of the audio
Very low or no sound at all	Audio volume is too low Wireless device volume is too low
distortion of peak	Volume too high Poor quality of original sound files Playback volume too high Excessive bass / treble enhancement
Sharp popping sound when playing high pitch / transition	When the power amplifier is exhausted, the sound will be broken
Magnetic fluid does not follow the rhythm	Fine tune rhythm knob key to change MHD rhythm shape
Magnetic fluid is lax and does not polymerize	Start the lock / reset key, and press the lock / reset key when the small spikes around the circular magnetic fluid in the visible range are close to disappearing, so as to show the gathering rhythm effect
The magnetic fluid stops moving or jumps when the music is not playing	Make sure the power cord is connected to the device, which will happen when there is no power
There are bubbles in the magnetic fluid	Start the lock key and the bubble will disappear
Magnetic fluid adheres to glass	The magnetic fluid is relatively new and has a certain viscosity. Make a 360 degree circle with the magnetic fluid attached to the iron core surface of the hand-held magnet attached to the surface of the glass bottle. The magnetic fluid adhered to the glass bottle can disappear, or restart the lock / reset key to eliminate the magnetic fluid on the glass bottle.

warranty information

All products in the dctorange brand series can enjoy 6-month functional warranty service. You don't need to send the products to offline stores. Fill in the warranty content online, and professionals will pick up the items and return them to the original factory for repair. Online website: www.dctorange.COM

The scope of product function warranty includes:

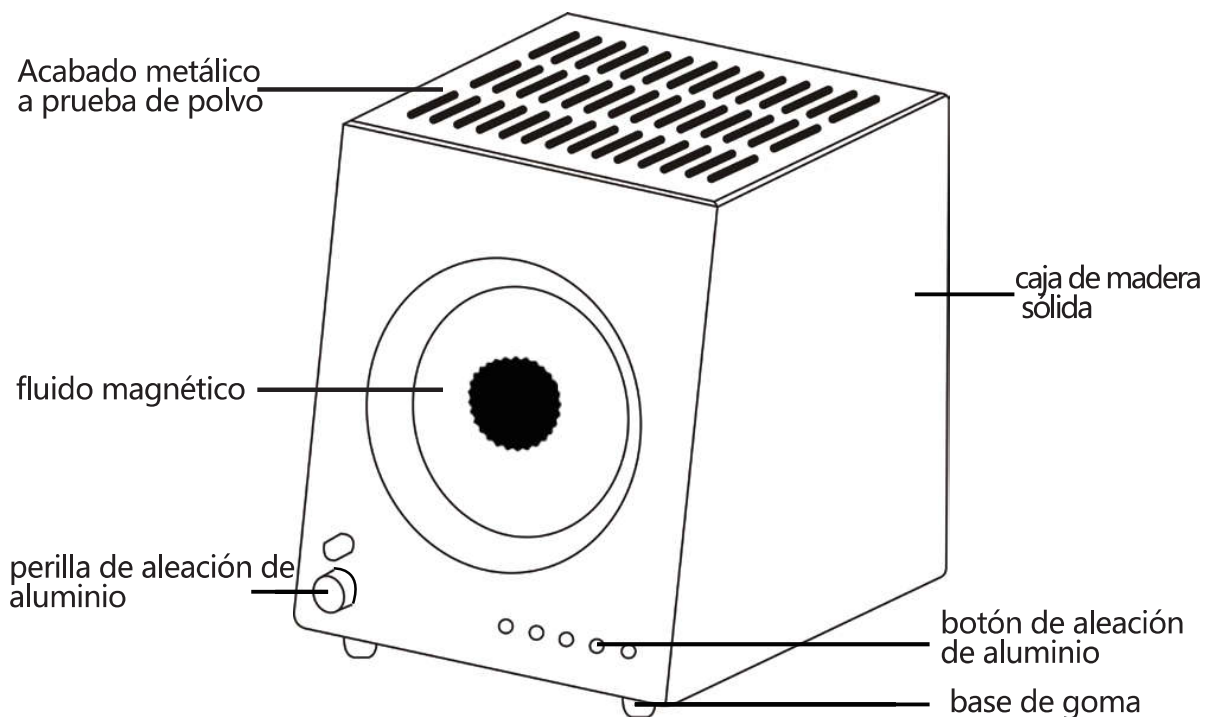
- | | |
|----------------------|------------------------------|
| 001. Loudspeaker * 2 | 006. Next key |
| 002. Volume knob | 007. Led breathing indicator |
| 003. Rhythmnob | 008. Start switch |
| 004. Previous key | 009. Charging adapter |
| 005. Pause button | 010. Magnetic fluid |

SOULBEAT

El sonido visual de fluido magnético de fuente de sonido de techo estereoscópico portátil tiene una apariencia clásica, elegante y futurista, con un bajo lleno e impactante, y el fluido magnético en el rango visual se puede cambiar en diferentes gráficos de acuerdo con el ritmo musical favorito del artista, sin necesidad de enchufar, llevar consigo, puede traer al artista una fiesta visual y auditiva.

Este sonido SOULBEAT tiene una forma elegante, pesa 4 kilogramos y pertenece al diseño de estilo futuro ligero. Tiene una apariencia compacta y estable, una calidad de sonido equilibrada, baja frecuencia vigorosa y poderosa, una excelente extensión de alta frecuencia, un sonido de media frecuencia translúcido y un canal claro y detallado. Puede ajustar las teclas de perilla Rhythm (ritmo) de acuerdo con sus preferencias de estilo musical personal para controlar los cambios de ritmo del fluido magnético en el rango visual y la forma que se presenta, el estilo de forma simple, la atención al grabado en los detalles es nuestra búsqueda eterna de productos de alta calidad.

Los enlaces se pueden lograr fácilmente a través de dispositivos compatibles con Bluetooth, con perillas y teclas de aleación de aluminio en la parte delantera, pintura perlada en la superficie de madera y el espejo de la marca DCTORANGE más clásico en la parte trasera, con una excelente visualización y calidad de sonido. La batería incorporada tiene una duración de hasta 12 horas y una potencia completa de 8 horas, lo que le permite disfrutar de la maravillosa experiencia del arte y la tecnología.



FCC Warning:

This equipment has been tested and found to comply with the limits for a Class B digital device, pursuant to part 15 of the FCC Rules. These limits are designed to provide reasonable protection against harmful interference in a residential installation. This equipment generates, uses and can radiate radio frequency energy and, if not installed and used in accordance with the instructions, may cause harmful interference to radio communications. However, there is no guarantee that interference will not occur in a particular installation. If this equipment does cause harmful interference to radio or television reception, which can be determined by turning the equipment off and on, the user is encouraged to try to correct the interference by one or more of the following measures:

- Reorient or relocate the receiving antenna.
- Increase the separation between the equipment and receiver.
- Connect the equipment into an outlet on a circuit different from that to which the receiver is connected.
- Consult the dealer or an experienced radio/TV technician for help.

Caution: Any changes or modifications to this device not explicitly approved by manufacturer could void your authority to operate this equipment.

This device complies with part 15 of the FCC Rules. Operation is subject to the following two conditions:

(1) This device may not cause harmful interference, and (2) this device must accept any interference received, including interference that may cause undesired operation.

This equipment complies with FCC radiation exposure limits set forth for an uncontrolled environment. This equipment should be installed and operated with minimum distance 20cm between the radiator and your body.