

# RF TEST REPORT

Report number		RAPA22-O-054
Applicant	Name	Innonet Co., Ltd.
	Logo	N/A
	Address	Building C, Office 417, Munjeong Hyundai Knowledge Industry Center, 7, Beobwon-ro 11-gil, Songpa-gu, Seoul 05836
Manufacturer	Name	Innonet Co., Ltd.
	Address	Building C, Office 417, Munjeong Hyundai Knowledge Industry Center, 7, Beobwon-ro 11-gil, Songpa-gu, Seoul 05836
Type of equipment		Fixed TVWS Gateway
Basic model name		BUHST10
Multi model name		N/A
Serial number		N/A
FCC ID		2A9R3-BUHST10
Test duration		December 1, 2022 to December 26, 2022
Date of issue		December 27, 2022
Total page		29 Pages (including this page)

## SUMMARY

The equipment complies with the regulation; FCC Part 15 Subpart H

This test report only contains the result of a single test of the sample supplied for the examination.  
It is not a general valid assessment of the features of the respective products of the mass-production.

December 27, 2022

December 27, 2022

김민구

Tested by MinGu Ji  
Tester

류우열

Reviewed by Wooyeol- Ryu  
Executive Manager

### Test Report Version History

Version	Date	Reason for revision
1.0	December 27, 2022	Original Document

## CONTENTS

<b>1. Description of EUT .....</b>	<b>4</b>
1.1 Applicant .....	4
1.2 Manufacturer .....	4
1.3 Basic description .....	4
1.4 General description .....	4
1.5 Alternative type(s)/model(s) .....	4
<b>2. General information of test .....</b>	<b>5</b>
2.1 Test standards and results .....	5
2.2 Description of EUT during the test .....	5
2.3 Test configuration .....	6
2.4 Test Facility .....	6
2.5 PRELIMINARY TEST .....	7
<b>3. Measurement data .....</b>	<b>8</b>
3.1 Fixed white space device registration .....	8
3.2 48-hour channel scheduling .....	11
3.3 Unsuccessful registration – restricted coordinates .....	13
3.4 Unsuccessful registration due to incomplete information - FCC ID and Serial number .....	15
3.5 Unsuccessful registration due to HAAT > 250 m .....	16
3.6 Unsuccessful registration due to antenna height that exceeds 30 m .....	18
3.7 Relocation of fixed TVBD .....	20
3.8 Fixed & Mode II TVDB database update .....	21
3.9 Low-power auxiliary device protection .....	24
3.10 Interference protection requirements (Fixed and personal/portable) .....	26
3.11 Fixed and Mode II Power level reduction .....	29
3.12 Security .....	30
3.13. Location accuracy .....	32
<b>4. Test equipment list .....</b>	<b>33</b>

## 1. Description of EUT

### 1.1 Applicant

- Company name : Innonet Co., Ltd.
- Address : Building C, Office 417, Munjeong Hyundai Knowledge Industry Center, 7, Beobwon-ro 11-gil, Songpa-gu, Seoul 05836
- Contact person : Tae Hyun Kim / Researcher / thkim@innonet.net
- Phone/Fax : +82-2-406-8849 / +82-2-3012-8101

### 1.2 Manufacturer

- Company name : Innonet Co., Ltd.
- Address : Building C, Office 417, Munjeong Hyundai Knowledge Industry Center, 7, Beobwon-ro 11-gil, Songpa-gu, Seoul 05836
- Phone/Fax : +82-2-406-8849 / +82-2-3012-8101

### 1.3 Basic description

- Product name : Fixed TVWS Gateway
- Basic model name : BUHST10
- Alternative model name : N/A

### 1.4 General description

- EQUIPMENT CLASS : WGF – White Space Device with Geo-location - Fixed
- Frequency Range : 470 MHz ~ 698 MHz
- Output Power : 27.03 dBm
- Modulation Type : QPSK
- Antenna Type : Patch Antenna
- Antenna Gain : 8.28 dBi
- Power Supply : DC 24.0 V

Start of Frequency range, MHz	End of Frequency range, MHz	Frequency range Bandwidth, MHz	Channel size, MHz	Low channel	Mid channel	High channel
470	698	228	6	473	587	695
			12	476	584	692

### 1.5 Alternative type(s)/model(s)

There is no alternative type(s) and/or model(s).

## 2. General information of test

### 2.1 Test standards and results

Applied Standards : FCC Part 15 Subpart H		
Section	Description of Test	Result
§ 15.713(g)(3)	Fixed white space device registration	Pass
§ 15.713(g)(3)(iii)	Unsuccessful registration – restricted coordinates	Pass
§ 15.713(g)(3)(v)	Unsuccessful registration due to incomplete information	Pass
§ 15.713(e)(6)	Unsuccessful registration due to HAAT > 250 m	Pass
§ 15.713(e)(6)	Unsuccessful registration due to antenna height that exceeds 30 m	Pass
§ 15.713(g)(3)(i) and (ii)	Unsuccessful registration due to incomplete information – FCC ID and Serial number	Pass
§ 15.713(a)(1)	48-hour channel scheduling	Pass
§ 15.713(a)(3)	Relocation of fixed TVBD	Pass
§ 15.711(c)(2)(i)	Fixed & Mode II TVDB database update	Pass
§ 15.711(c)(2)(iii)	Low-power auxiliary device protection	Pass
§ 15.712	Interference protection requirements (Fixed and personal/portable)	Pass
§ 15.711(c)(2)(ii)	Fixed and Mode II Power level reduction	Pass
§ 15.711(j)	Security	Pass

### 2.2 Description of EUT during the test

During the test, keep the EUT in continuously transmitting mode.

There was no mechanical or circuitry modification to improve RF and spurious characteristic, and any RF and spurious suppression device(s) was not added against the device tested.

The EUT was moved throughout the X, Y, and Z axis and worst case data was recorded in this report.

## 2.3 Test configuration

### • Type of peripheral equipment used

Model	Manufacturer	Description	Connected to
TVWS-GW-PSU	Innonet Co., Ltd.	AC/DC Adapter	EUT
650G1	HP	Notebook	EUT
PA-1900-32HT	LITE-ON TECHNOLOGY(CHANGZHOU_Co., Ltd.	Power Adapter	Notebook

## 2.4 Test Facility

- **FCC Registration No: 931589**
- **IC Company address code: 9355B**
- **RRA Designation Number: KR0027**

### • Place of Test

Anyang Test Site(RF Test Room)

#101 & B104 Anyang Megavalley, 268, Hagui-ro, Dongan-gu, Anyang-si, Gyeonggi-do, 14056, Korea

## 2.5 PRELIMINARY TEST

### • Product description and theory of operation

- The TVWS base station is a small and compact outdoor unit that transmits two independent carriers. Each carrier provides up to 26Mbps by bonding 2 contiguous TVWS channels. The base station is deployed with an external SISO antenna. It is connected to the network through a POE or SFP with DC input. The base station includes an GPS an external antenna. The base station main features include up to 26Mbps throughput, up to 256 QAM modulation rates in 6, 12 MHz channel bandwidths.

The TVWS subscriber unit delivers up to 26Mbps and includes a directional integrated flat panel antenna for quick and easy installation. TVWS is highly robust, a mandatory requirement for maintaining low operational costs in remote rural networks. The TVWS incorporates an embedded GPS, enabling dynamic spectrum allocation according to the regulation. The TVWS is easily configured and commissioned via 2.4 GHz WiFi using.

### 2.5.1 AC Power line Conducted Emissions Tests

Operation Mode	The Worse operating condition (Please check one only)
Transmitting mode.	X

### 2.5.2 General Radiated Emissions Tests

During Preliminary Tests, the following operating modes were investigated

Operation Mode	The Worse operating condition (Please check one only)
Transmitting mode.	X

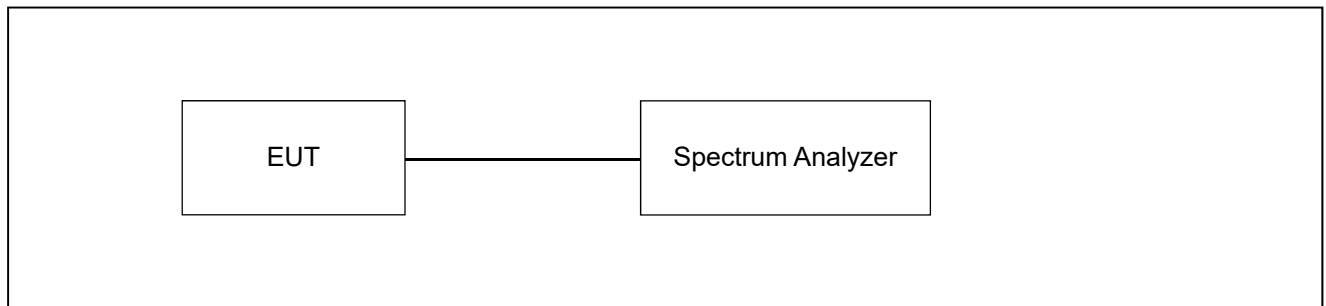
### 3. Measurement data

#### 3.1 Fixed white space device registration

##### 3.1.1 Requirement

- FCC Part15 subpart H ,

##### 3.1.2 Test Procedure



Prior to operating for the first time or after changing location, a fixed white space device must register with the white space database by providing the

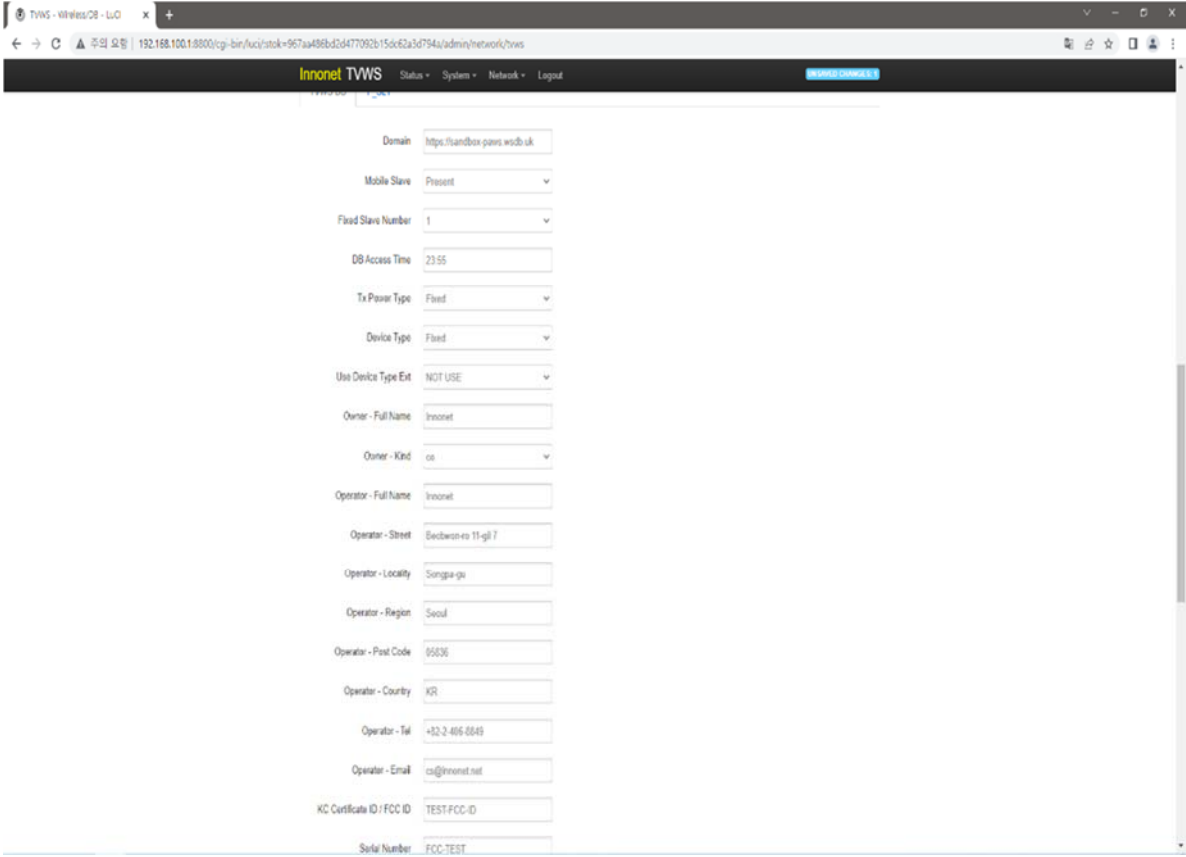
information listed in paragraph (g)(3) of §15.713. Testing in accordance with KDB 416721 D01, III (2)(a)

##### 3.1.3 Test environment

- 23 °C, 42 % R.H.



### 3.1.5 Test Plots



The screenshot displays the 'Innonet TVWS' web interface. The browser address bar shows the URL: 192.168.100.1:8000/cgi-bin/uci/stok=967aa456bd5d477092b15dc62a3d754a/admin/network/tvws. The page has a dark header with the 'Innonet TVWS' logo and navigation links: Status, System, Network, and Logout. A 'Logout' button is also visible in the top right corner.

The main content area contains a form with the following fields:

- Domain:
- Mobile Slave:
- Fixed Slave Number:
- DB Access Time:
- Tx Power Type:
- Device Type:
- Use Device Type Ext:
- Owner - Full Name:
- Owner - Kind:
- Operator - Full Name:
- Operator - Street:
- Operator - Locality:
- Operator - Region:
- Operator - Post Code:
- Operator - Country:
- Operator - Tel:
- Operator - Email:
- KC Certificate ID / FCC ID:
- Serial Number:

UI

The screenshot displays the Innonet TVWS web interface. The browser address bar shows the URL: 192.168.100.1:8800/cgi-bin/fcc/stok=967aa486bd2d477092b15dc62a3d794a/admin/network/tvws. The interface has a dark header with the 'Innonet TVWS' logo and navigation links: Status, System, Network, and Logout. A blue button labeled 'DEVICE COMMANDS' is on the right. The main content area contains a list of configuration fields:

- KC Certificate ID / FCC ID: TEST-FCC-ID
- Serial Number: FCC-TEST
- Model ID: BUHST10-TEST
- Height Type: AGL (dropdown)
- Height: 3
- Antenna type: Patch (dropdown)
- Antenna gain(dB): 0.20
- Ellipse short axis: 0.8
- Device location ratio: 0.44
- Radiation Distance(km): 11
- Azimuth angle(deg): 360
- Elevation Angle(deg): 0
- Tx Power: 27
- Location Mode: Manual Setting (dropdown)
- Latitude: 35.0034
- Longitude: -100.0007
- FCC Token: 42c54d63b45da4114-0810-45094
- RULESET ID: FccTrBandWhiteSpace-2010

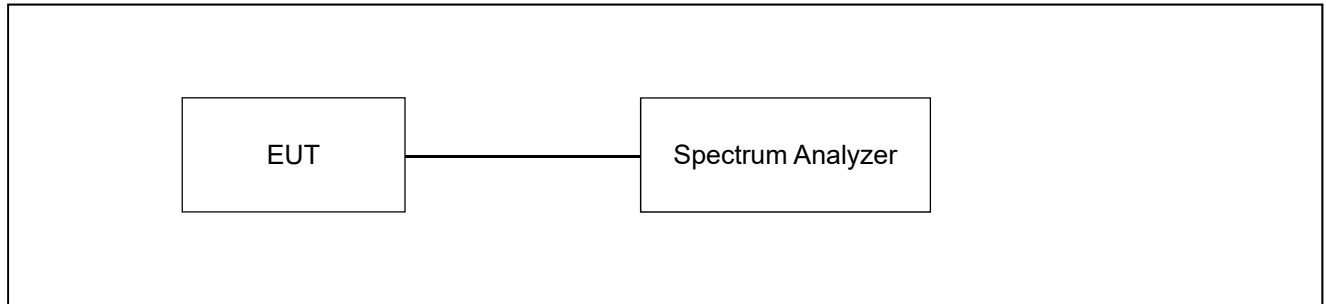
UI

### 3.2 48-hour channel scheduling

#### 3.2.1 Requirement

- FCC Part15 subpart H Section 15.713(a)(1), 15.711(c)(2)(iii)

#### 3.2.2 Test Procedure



After receiving an available channel list, register a low-power auxiliary device on the WSD operating channel to operate on an available channel and in an upcoming time period when the device will be tested. Repeat the available channel request after the update interval and in the time period when the lowpower auxiliary device is scheduled to operate and confirm that the low-power device is accounted for in the schedule. Using the system management software, confirm that the device changes channels at the scheduled time. Testing in accordance with KDB 416721 D01, III (2)(h)

#### 3.2.3 Test environment

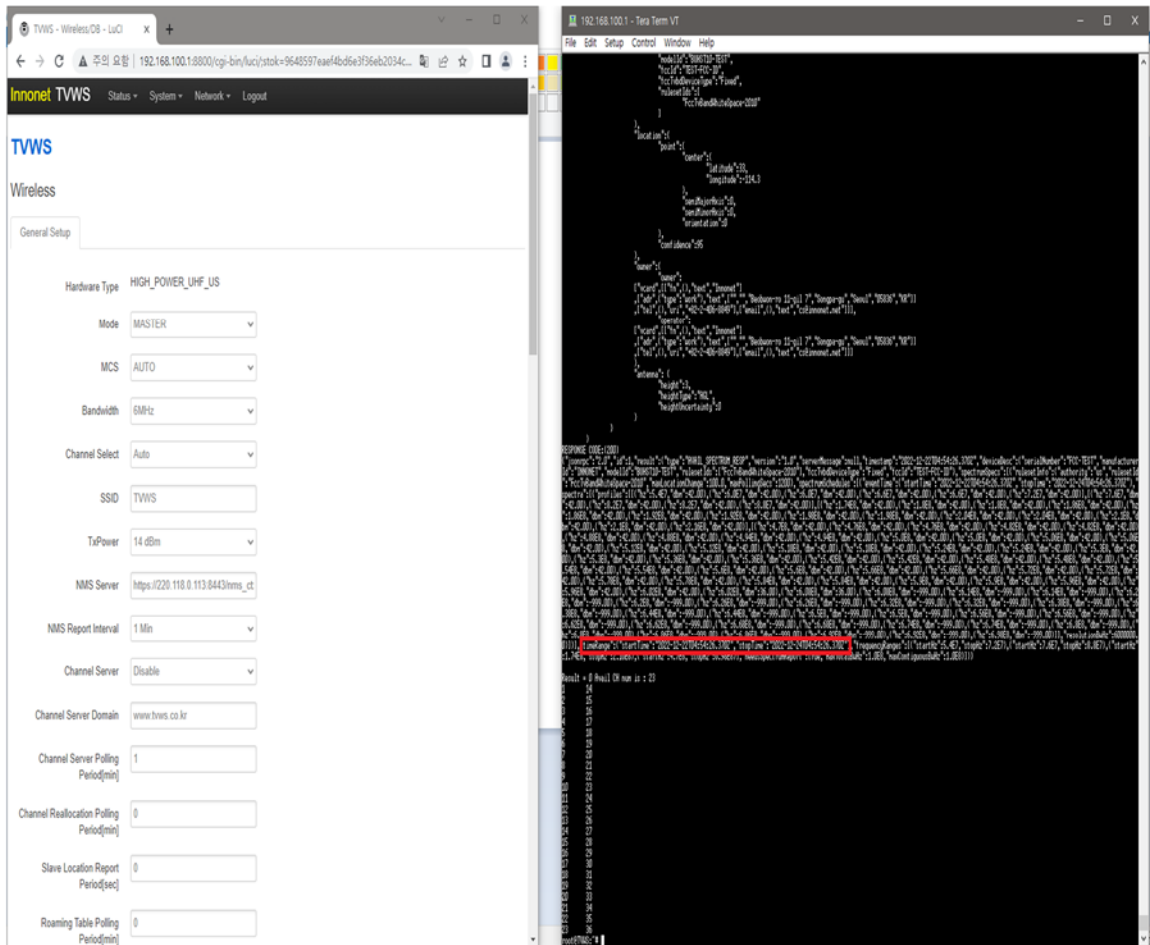
- 23 °C, 42 % R.H.

#### 3.2.4 Test Observations, settings

EUT implements a refresh time of 24 hours instead of 48-hour push notification wait.

### 3.2.4 Test results

### 3.1.5 Test Plots

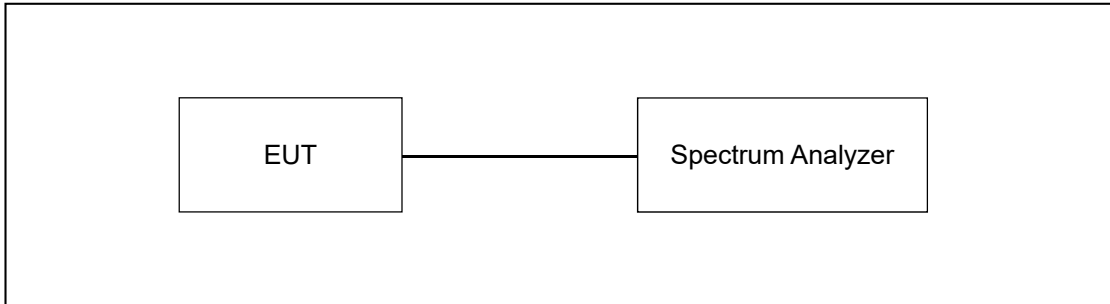


### 3.3 Unsuccessful registration – restricted coordinates

#### 3.3.1 Requirement

- FCC Part15 subpart H Section 15.713(g)(3)(iii)

#### 3.3.2 Test Procedure



(3) The white space device registration database shall contain the following information for fixed white space devices:

(iii) Device's geographic coordinates (latitude and longitude (NAD 83));

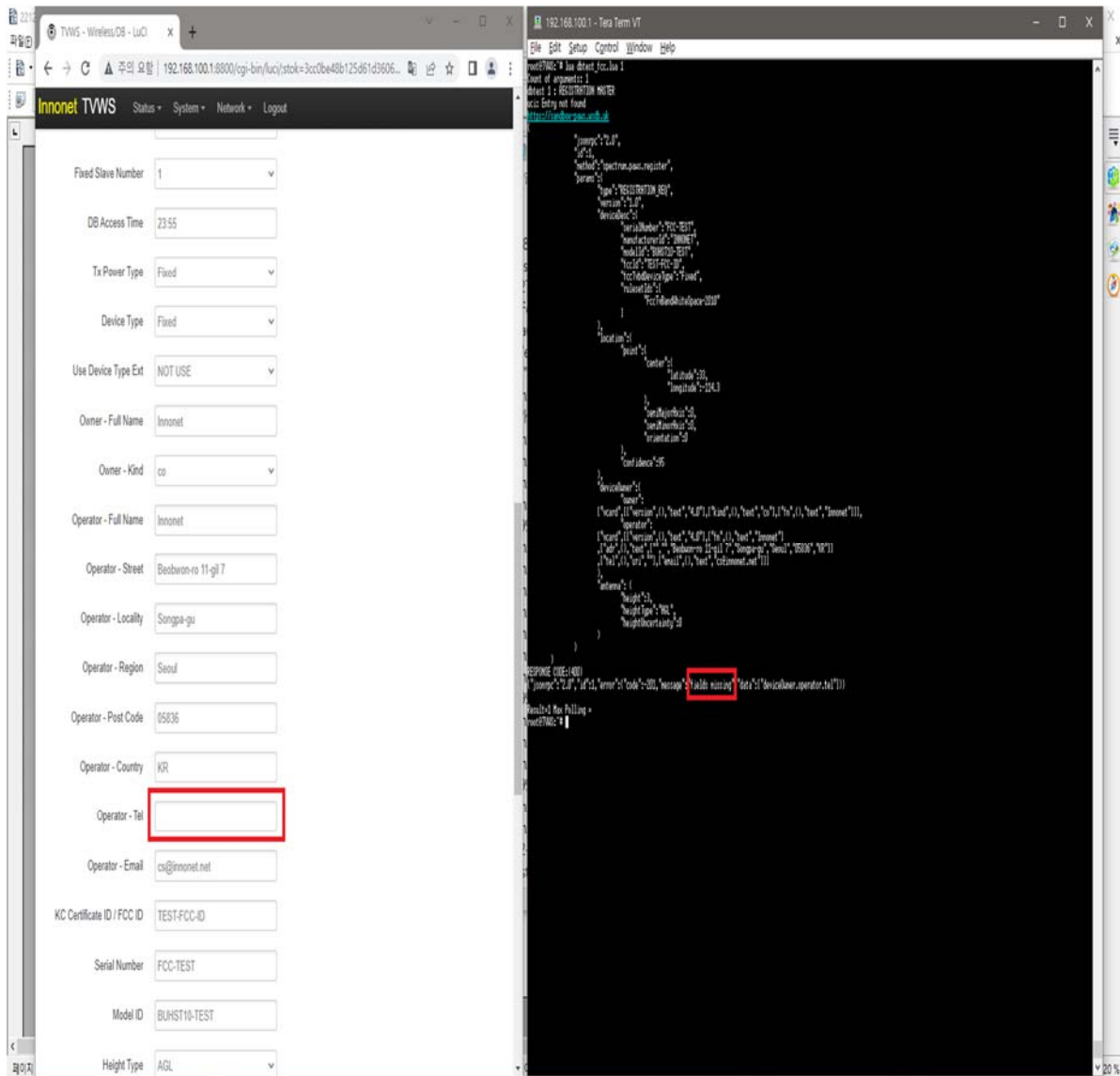
#### 3.3.3 Test environment

- 23 °C, 42 % R.H.

#### 3.3.4 Test Observations, settings

EUT configured with incomplete information. The Contact TEL field has been intentionally left blank. After detecting the missing contact information, the EUT was identified as Fields missing when checking against the database.

### 3.3.4 Test Plots



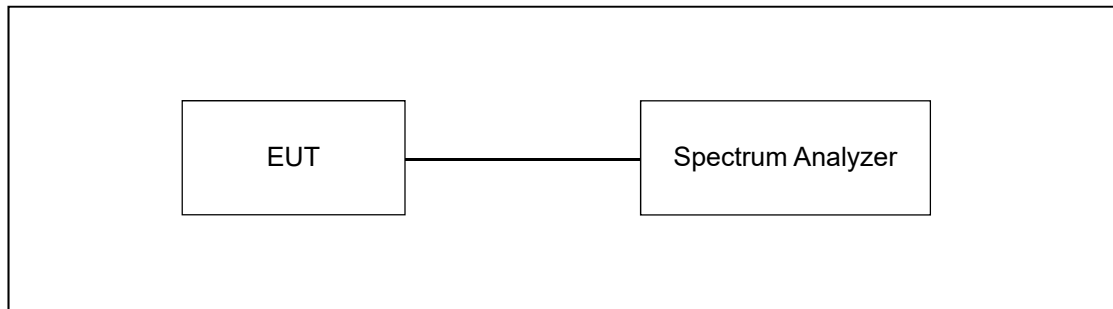
TEL

### 3.4 Unsuccessful registration due to incomplete information - FCC ID and Serial number

#### 3.4.1 Requirement

- FCC Part15 subpart H Section 15.713(g)(3)(iii)

#### 3.4.2 Test Procedure



- Configure the base EUT with missing contact information, e.g. email.
- The device software cannot proceed with registration and prompts user to enter the missing information.

#### 3.4.3 Test environment

- 23 °C, 42 % R.H.

#### 3.2.4 Test Observations, settings

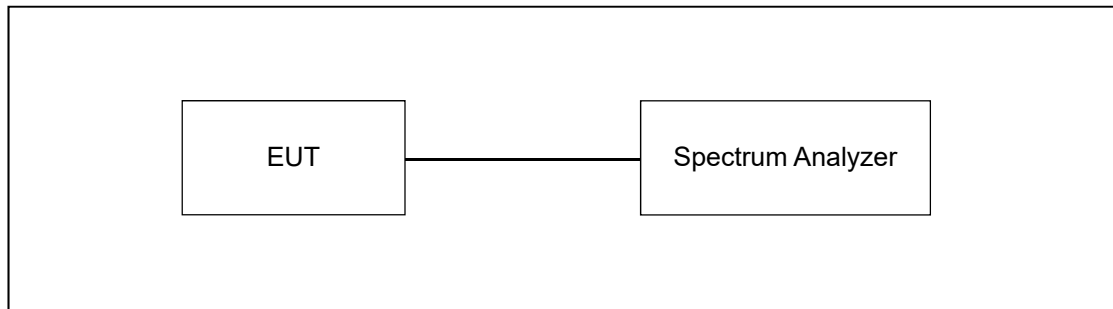
The registration interface does not contain a mechanism by which the serial number or the FCC ID of the radio can be changed. The FCC ID and serial number are flash-programmed during the manufacturing process and could not be changed without being returned to the manufacturer.

### 3.5 Unsuccessful registration due to HAAT > 250 m

#### 3.5.1 Requirement

- FCC Part15 subpart H Section 15.713(e)(6)

#### 3.5.2 Test Procedure



A fixed device with an antenna height above ground that exceeds 30 meters or an antenna height above average terrain (HAAT) that exceeds 250 meters shall not be provided a list of available channels.

#### 3.5.3 Test environment

- 23 °C, 42 % R.H.

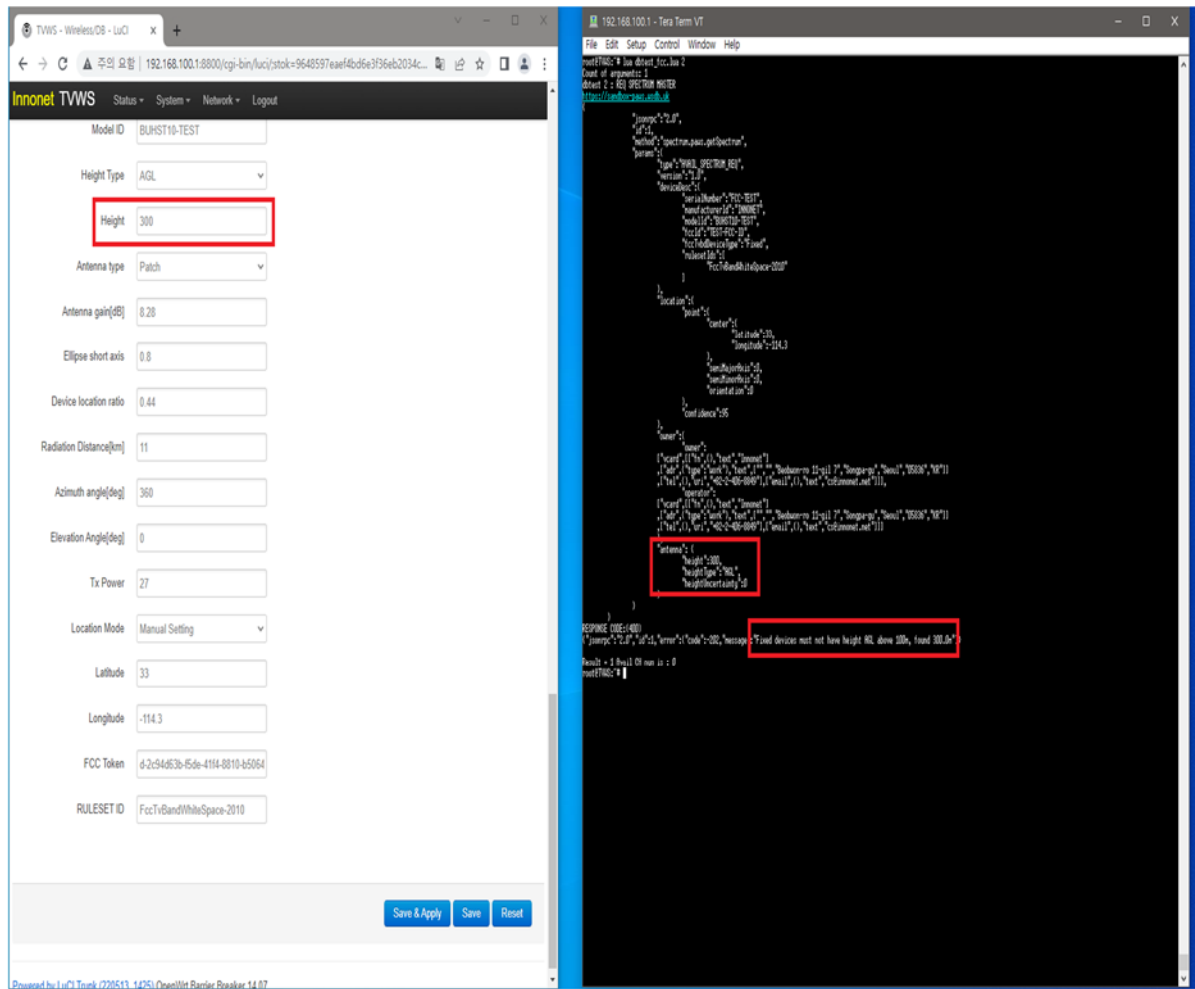
#### 3.5.4 Test Observations, settings

EUT was configured with information that included a location with HAAT of more than 250 m. It was verified, that after database rejection, the EUT didn't start the transmission.

To test this feature the device was configured with invalid information and requested to transmit on the channel. Once the database responded with an empty channel list as a result of the antenna height above ground, or excessive HAAT, the EUT didn't start to transmit.



### 3.5.4 Test Plots



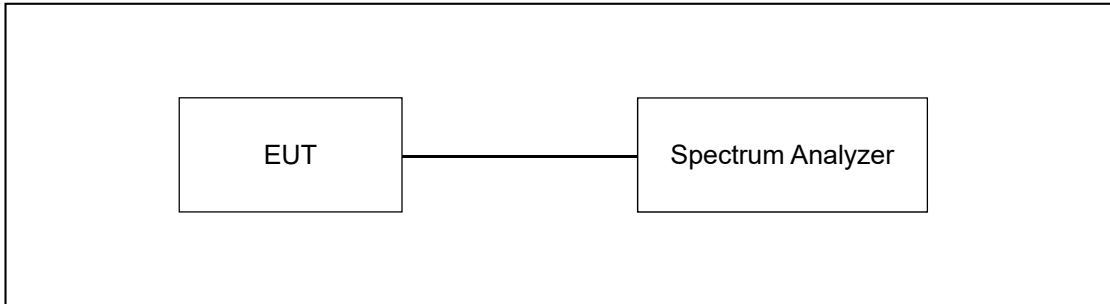
**Set height 300**

### 3.6 Unsuccessful registration due to antenna height that exceeds 30 m

#### 3.6.1 Requirement

- FCC Part15 subpart H Section 15.713(e)(6)

#### 3.6.2 Test Procedure



A fixed device with an antenna height above ground that exceeds 30 meters or an antenna height above average terrain (HAAT) that exceeds 250 meters shall not be provided a list of available channels.

#### 3.6.3 Test environment

- 23 °C, 42 % R.H.

**set height 300**

### **3.7 Relocation of fixed TVBD**

#### **3.7.1 Requirement**

- FCC Part15 subpart H Section 15.713(a)(3)

The white space database serves the following function:

(3) To register the identification information and location of fixed white space devices and unlicensed wireless microphone users.

The Data base will not provide a channel list for a fixed TVBD at a location other than that registered.

#### **3.7.2 Result**

The implementation of the location input prevents the radio from requesting channels from another location other than the last successful registration. It is not possible for the user to input location information into the radio that would result in a channel request from a different location other than the current registration location. In the event of a change in the input location information, a new registration and channel request are sent using the same entered registration location information.

### **3.8 Fixed & Mode II TVDB database update**

#### **3.8.1 Requirement**

- FCC Part15 subpart H Section 15.711(c)(2)(i), 15.711(h)

#### **3.8.2 Test Procedure**

Each fixed white space device must access a white space database over the Internet to determine the available channels and the corresponding maximum permitted power for each available channel that is available at its geographic coordinates, taking into consideration the fixed device's antenna height above ground level and geo-location uncertainty, prior to its initial service transmission at a given location. Testing in accordance with KDB 416721 D01, III(2)(e)

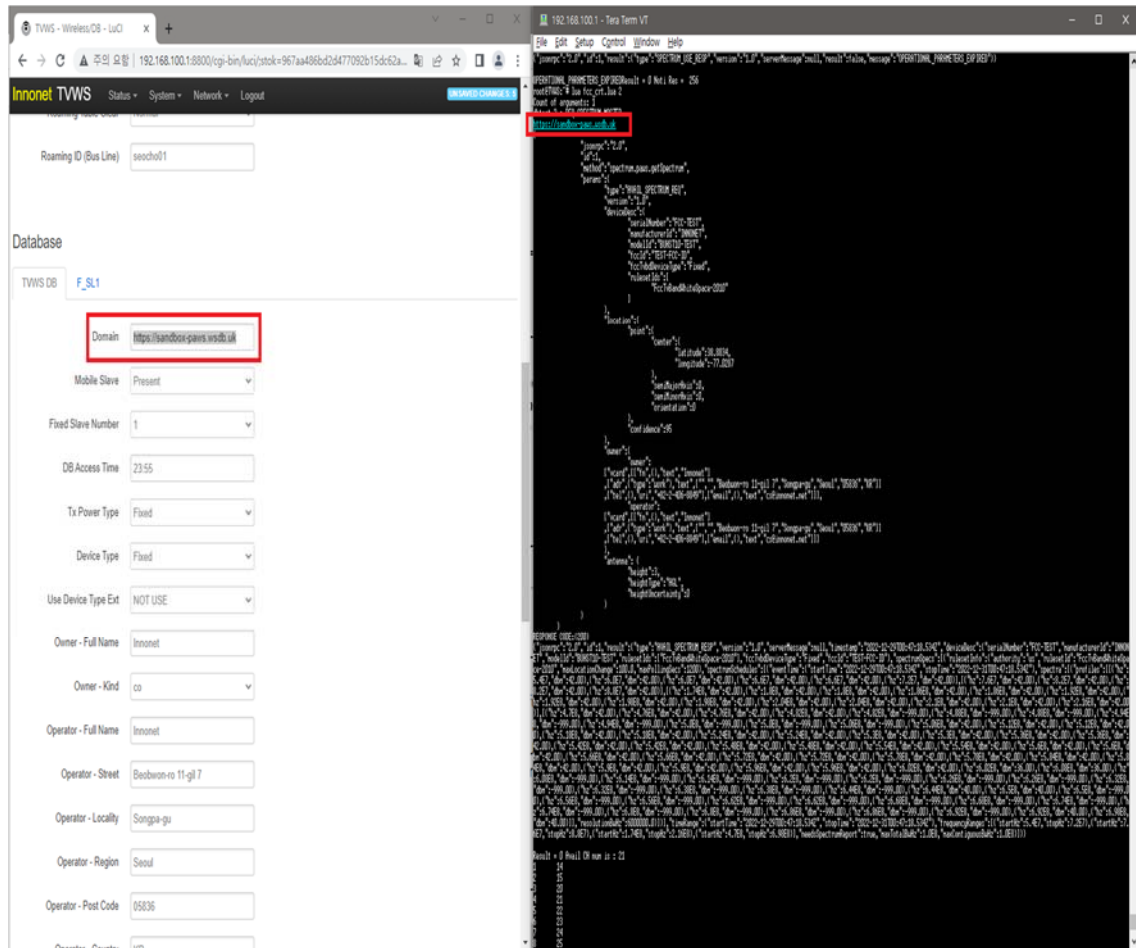
#### **3.8.3 Test environment**

- 23 °C, 42 % R.H.

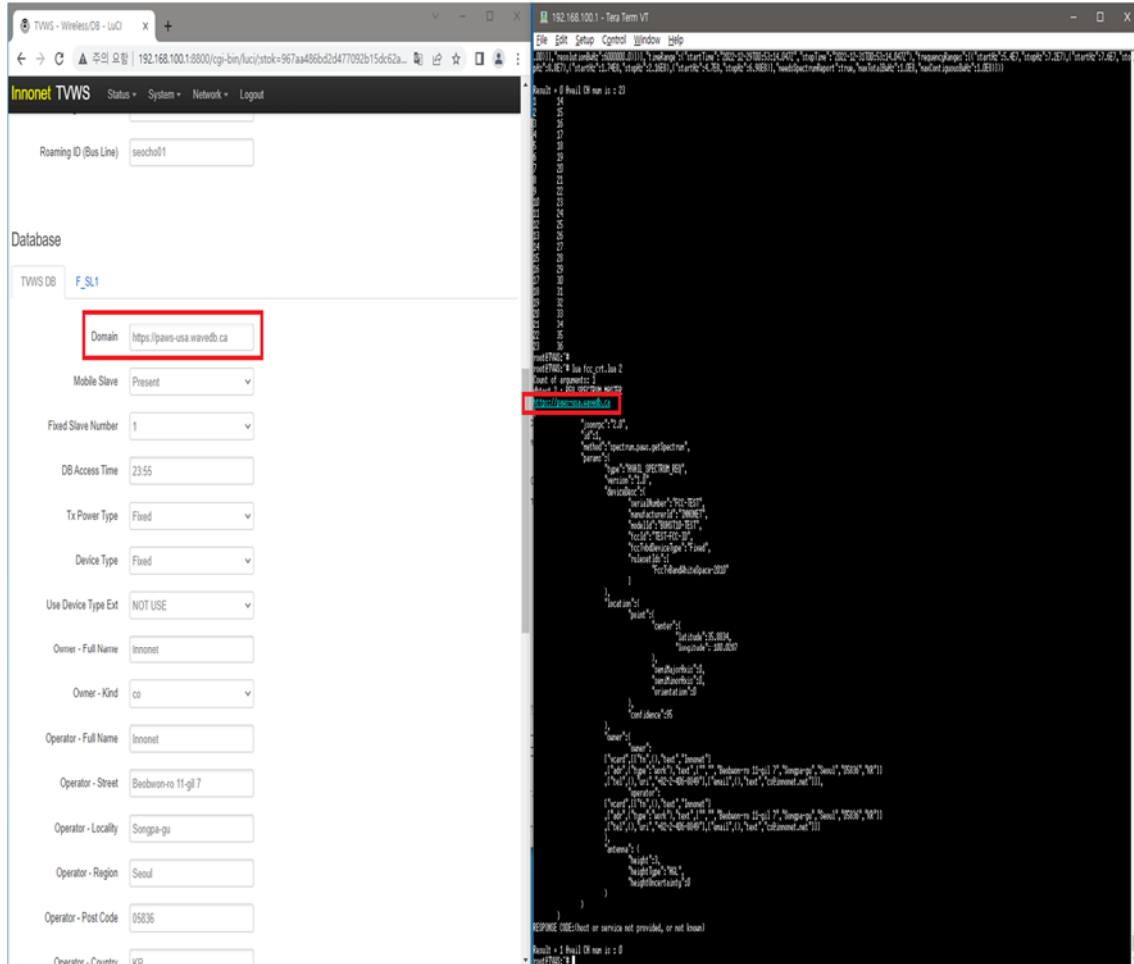
#### **3.8.4 Test Observations, settings**

EUT was configured with proper registration information and the successful registration was verified. Database URL was modified from sandbox-paws.wavedb.uk to paws-usa.wavedb.ca. After the time of channel allocation has passed it was verified that without the proper database access the EUT received empty channel list and stopped the transmission. Then the URL was changed back to and it was verified that with the proper database access the EUT received a channel list and started the transmission. Testing was repeated with Base station disconnected from the internet and it was verified, that after refresh time both EUTs ceased transmission.

### 3.8.4 Test Plots



before domain change



after domain change

### **3.9 Low-power auxiliary device protection**

#### **3.9.1 Requirement**

- FCC Part15 subpart H Section 15.711(c)(2)(i), 15.711(h)

#### **3.9.2 Test Procedure**

Each fixed white space devices shall access the database at least once a day to verify that the operating channels continue to remain available. Each fixed white space device must adjust its use of channels in accordance with channel availability schedule information provided by its database for the 48-hour period beginning at the time the device last accessed the database for a list of available channels.

Use of database protected entity interface to register protection for a low-power auxiliary device in the same location and channel which EUT has selected and operating. The registered protection for the low-power auxiliary device should be scheduled within the next 48-hour period. Testing in accordance with KDB 416721 D01, III (2)(I). (2)(e)

#### **3.9.3 Test environment**

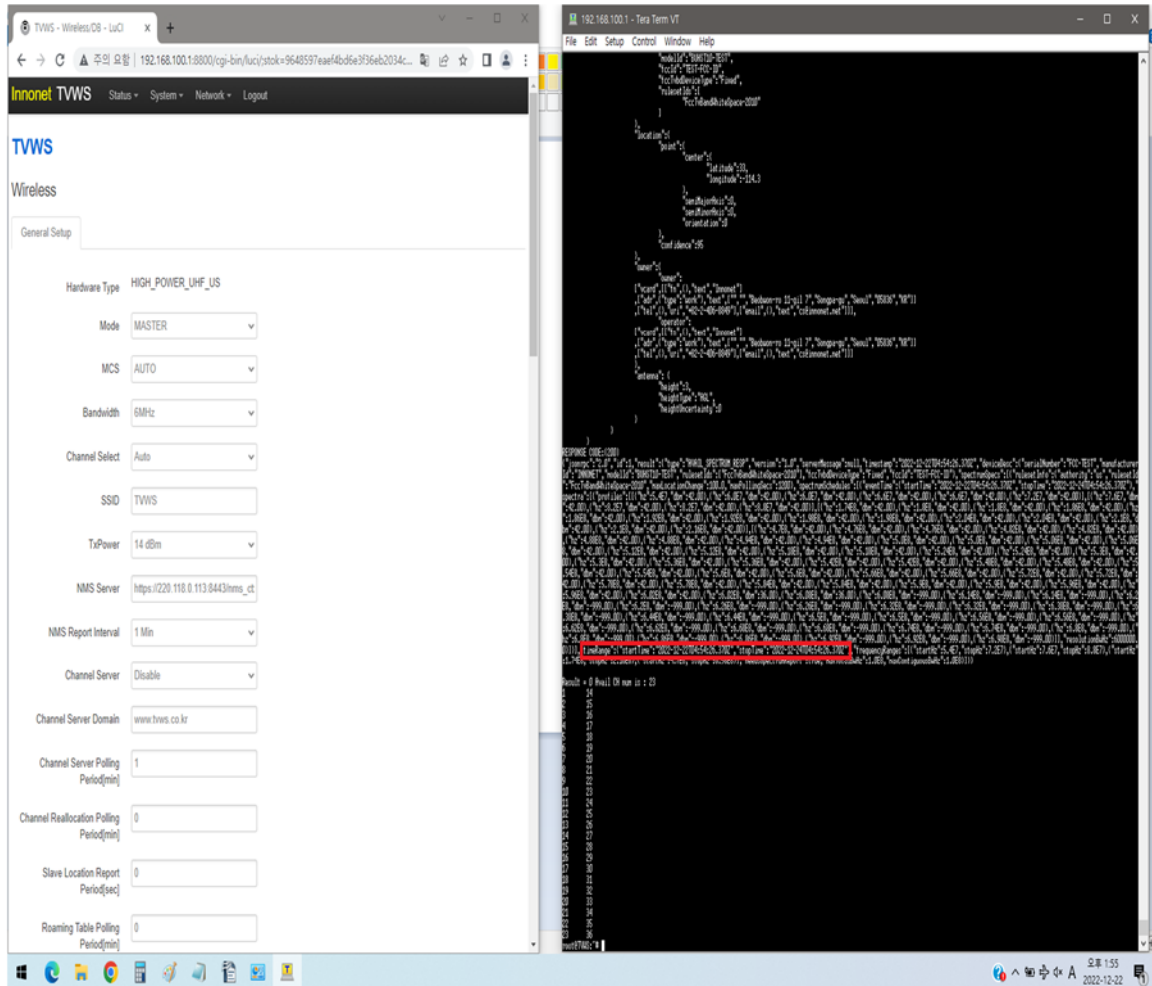
- 23 °C, 42 % R.H.

#### **3.9.4 Result**

EUT was configured with proper registration information and the successful registration was verified. Meantime it was scheduled with WSDB that channel 30 would be registered for low-power device. After the time of channel allocation of the EUT has passed it was verified that the EUT stopped the transmission on the temporary restricted and removed from the channel list.



### 3.9.5 Test Plots



### **3.10 Interference protection requirements (Fixed and personal/portable)**

#### **3.10.1 Requirement**

- FCC Part15 subpart H Section 15.712

#### **3.10.2 Test Procedure**

Using system management software or database, provide different location (coordinates) so that compliance with operating channel and power level is shown under each of the scenarios outlined in §15.712. Include a sample scan showing the total channel power and adjacent channel emission settings for test coordinates.

#### **3.10.3 Test environment**

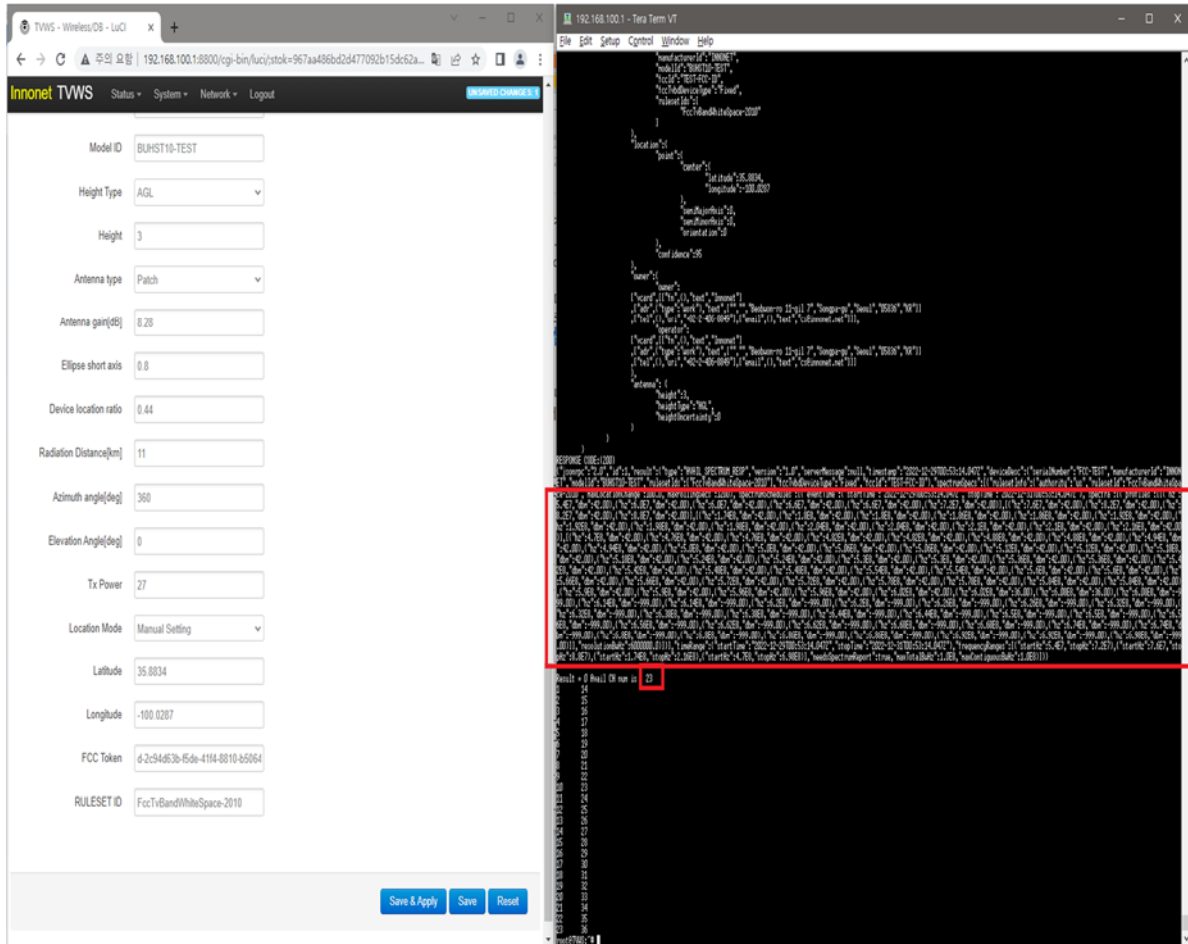
- 23 °C, 42 % R.H.

#### **3.10.4 Result**

EUT was configured with proper registration information and the successful registration was verified. By changing the coordinates, the channels and limiting channels were checked.

When a device updates its channel list, the device disappears from the channel selection on the GUI when trying to set up a restricted channel.





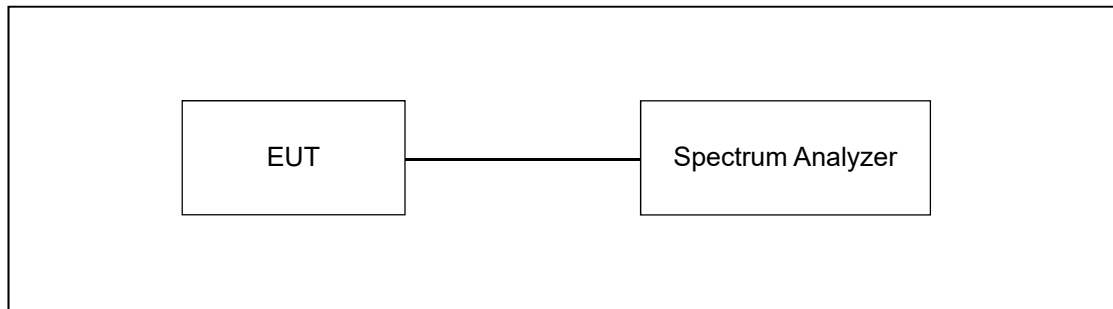
**After coordinate change**

### 3.11 Fixed and Mode II Power level reduction

#### 3.11.1 Requirement

- FCC Part15 subpart H Section 15.711(c)(2)(ii), 15.715(e)

#### 3.11.2 Test Procedure



Using system management software, make a channel availability request to the database. Using the spectrum analyzer, confirm that the WSD operates at no more than the maximum power level indicated by the database and that the power level cannot be set to a higher level than indicated by the database at that specific location. If the device cannot reduce power, it must cease operation. Testing in accordance with KDB 416721 D01, III (2)(o).

#### 3.11.3 Test environment

- 23 °C, 42 % R.H.

#### 3.11.4 Result

EUT does not support this function and has not implemented it.

### **3.12 Security**

#### **3.12.1 Requirement**

- FCC Part15 subpart H Section 15.711(j)

#### **3.12.2 Test Procedure**

White space devices shall incorporate adequate security measures to ensure that they are capable of communicating for purposes of obtaining lists of available channels only with databases operated by administrators authorized by the Commission, and to ensure that communications between white space devices and databases are secure to prevent corruption or unauthorized interception of data. This requirement applies to communications of channel availability and other spectrum access information between the databases and fixed and Mode II devices (it is not necessary for white space devices to apply security coding to channel availability and channel access information where they are not the originating or terminating device and that they simply pass through).

#### **3.12.3 Test environment**

- 23 °C, 42 % R.H.

### 3.12.4 Result

Information provided by the manufacturer.

i. What communication protocol is used between the database and the WSD?

The Fixed WSD (WSD) connects to the Nominet database using HTTPS over SSL/TLS. The Nominet database is certified by FCC which includes the protocol of how WSD interact with the database.

ii. How are communications initiated?

When the WSD boots up the WSD first ensures a connection to the internet with a valid DNS and gateway. Then the radio accesses the URL of the database and undergoes a TLS v1.2 handshake before exchanging data. This ensures a secure exchange. The WSD initiates communication with the Nominet database by initially sending an INIT\_REQ message which includes the WSD Descriptor.

The WSD Descriptor contains;

- the device serial number
- manufacturer ID
- model ID
- FCC ID

iii. How does the WSD validate messages from the database?

The identity of the Nominet database is validated through verification of the Nominet SSL/TLS certificate through standard third-party certificate authority mechanisms, ensuring communications are secure and authenticated between the WSD and the database.

iv. How does the device handle failure to communicate or authenticate the database?

If the WSD does not successfully communicate with an authenticated database (as above), the device will immediately stop outputting the TVWS signal. Therefore, it will not allow operations to begin. If the device fails to communicate with the database, it will re-try every 30 seconds.

v. How does the database validate messages from a WSD?

A unique database token installed in the radio during manufacture is required to validate the exchange. Only devices that have a valid database token can receive communications from the database. The database validates the token against the provided serial number, manufacturer name, model ID and FCC ID.

The list of valid serial numbers is generated by the device manufacturer. Using the Nominet database web interface authorized users can generate tokens for specific devices with specific serial numbers.

vi. What encryption method is used?

SSL/TLS1.2 encryption is used to encrypt packets sent between the WSD and the database.

vii. How does the database ensure secure registration of protected devices?

Protected devices are entities authorized by the rules for protection from WSD transmissions. Nominet provides a public interface to register protected devices in the database web tool using a valid account, valid username and valid password.

### **3.13 Location accuracy**

#### **3.13.1 Requirement**

- FCC Part15 subpart H Section §15.711(b)

#### **3.13.2 Test Procedure**

For Fixed and Mode II devices, provide details regarding the technologies used by the device to determine its location and how, in case of other than GPS technology, the location uncertainty is calculated with a 95% confidence level

#### **3.13.3 Results**

EUT uses GPS technology for determining location.

The GPS manufacturer was confirmed to confirm that the corresponding details were supported.



#### 4. Test equipment list

Use	Model Number	Manufacturer	Description	Serial Number	Cal. Date.(Interval)
<input checked="" type="checkbox"/>	AMP 20-1000	INFINITECH	BROADBAND PRE-AMP	2013 05 00003	Jan 04, 2022(1Y)
<input checked="" type="checkbox"/>	DS 2000S	Innco GmbH	Turn Table	N/A	N/A
<input checked="" type="checkbox"/>	MA4000-EP-HS	Innco GmbH	Antenna Mast	N/A	N/A
<input checked="" type="checkbox"/>	MA4640-XP-ET	Innco GmbH	Tilt Antenna Mast	N/A	N/A
<input checked="" type="checkbox"/>	CO3000	Innco GmbH	Controller	N/A	N/A
<input checked="" type="checkbox"/>	CO3000	Innco GmbH	Controller	N/A	N/A
<input checked="" type="checkbox"/>	N9020A	Agilent	Spectrum Analyzer	MY50200260	Jan 10, 2022(1Y)
<input checked="" type="checkbox"/>	FSV3007	R&S	Spectrum Analyzer		Jan 10, 2022(1Y)
<input checked="" type="checkbox"/>	6502	EMCO	Loop Antenna	9609-3087	Nov 11, 2021(2Y)
<input checked="" type="checkbox"/>	VULB 9168	SCHWARZBECK	Trilog-Broadband Antenna	9168-735	Nov 17, 2021(2Y)
<input checked="" type="checkbox"/>	8449B	Agilent	Preamplifier	3008A02013	Jan 07, 2022(1Y)
<input checked="" type="checkbox"/>	3115	EMCO	Horn Antenna	9402-4229	Aug 03, 2022(2Y)
<input checked="" type="checkbox"/>	ESCI7	Rohde & Schwarz	EMI Test Receiver	100938	Jan 04, 2022(1Y)
<input checked="" type="checkbox"/>	ESH-Z2	Rohde & Schwarz	Pulse Limiter	101631	Jan 04, 2022(1Y)
<input checked="" type="checkbox"/>	ENV216	Rohde & Schwarz	LISN	101264	Jul 04, 2022(1Y)
<input checked="" type="checkbox"/>	ES-SCAN	Rohde & Schwarz	EMI Software	N/A	N/A
<input checked="" type="checkbox"/>	EMC32	Rohde & Schwarz	EMI Software	N/A	N/A
<input type="checkbox"/>	SAS-574	A.H.Systems	Horn Antenna	595	Sep 07, 2021(2Y)
<input type="checkbox"/>	PAM-840A	Com-power	Preamplifier	461334	Jan 07, 2022(1Y)