

Quick Start



1 Download the iMicro ATOM app

Go to App Store or Google Play Store to download the iMicro Atom app and follow the setup instructions.



2 Add Alexa and Amazon music service

You need an Amazon account to use music service and voice service.


If you don't have amazon account yet, go to amazon.com and create a free Amazon account to enjoy Amazon Music Free service.

If you want to stream millions of songs & top Podcasts ad-free on your iMicro device, you can sign up for Amazon Prime or Amazon Music Unlimited Individual or Family Plan.



3 Enjoy Wi-Fi, Music and Alexa

Enjoy your reliable and fast wifi network, premium music sound quality, and smart voice service.




iMicro ATOM


Contents



Wi-Fi Mesh Router

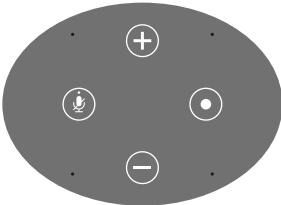
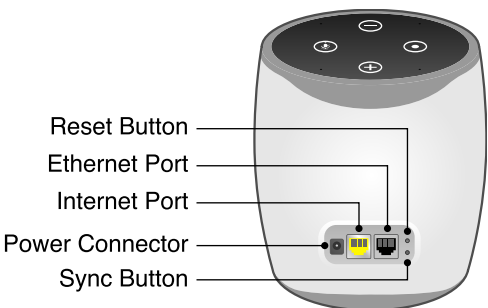






Ethernet Cable



Power Adapter

Overview



-  Volume Up
-  Volume Down
-  Alexa Action
-  Microphone Off

Regulatory and Legal

For regulatory compliance information, visit <https://www.imicroinc.com/regulatory>
For privacy policy, visit <https://www.imicroinc.com/privacy-policy>
By using this device, you are agreeing to iMicro Systems' Terms and Conditions at <https://www.imicroinc.com/terms-and-conditions>. If you do not agreed, return the device to you place of purchase within your return period.

Support

For customer service, please visit [imicroinc.com/support](https://www.imicroinc.com/support)

Federal Communication Commission Interference Statement

This equipment has been tested and found to comply with the limits for a Class B digital device, pursuant to Part 15 of the FCC Rules. These limits are designed to provide reasonable protection against harmful interference in a residential installation. This equipment generates, uses and can radiate radio frequency energy and, if not installed and used in accordance with the instructions, may cause harmful interference to radio communications. However, there is no guarantee that interference will not occur in a particular installation. If this equipment does cause harmful interference to radio or television reception, which can be determined by turning the equipment off and on, the user is encouraged to try to correct the interference by one of the following measures:

- Reorient or relocate the receiving antenna.
- Increase the separation between the equipment and receiver.
- Connect the equipment into an outlet on a circuit different from that to which the receiver is connected.
- Consult the dealer or an experienced radio/TV technician for help.

FCC Caution: Any changes or modifications not expressly approved by the party responsible for compliance could void the user's authority to operate this equipment.

This device complies with Part 15 of the FCC Rules. Operation is subject to the following two conditions: (1) This device may not cause harmful interference, and (2) this device must accept any interference received, including interference that may cause undesired operation.

This device is restricted for indoor use.

IMPORTANT NOTE: FCC Radiation Exposure Statement

This equipment complies with FCC radiation exposure limits set forth for an uncontrolled environment. This equipment should be installed and operated with minimum distance 43cm between the radiator & your body.