


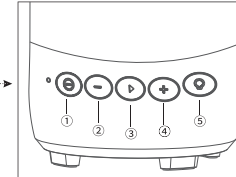
YY-12



音乐琉璃

正面按钮

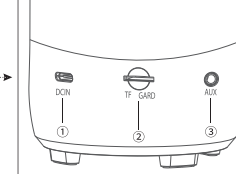
快速入门指南



- ① 长按：开机/关机
- ② 短按：上一曲
长按：音量减小
- ③ 短按：播放/暂停
- ④ 短按：下一曲
长按：音量增大
- ⑤ 短按：灯光颜色切换
长按：灯光开/关

背面接口


快速入门指南



- ① AUX音频线接口
(可连接电脑/电视等)
- ② TF内存卡接口
(支持容量≤32G)
- ③ TPC线充电接口
(可连接电脑USB充电
或手机充电头)

蓝牙连接

快速入门指南



②打开手机蓝牙
搜索找到YY12音响名称配对即可。




①长按开机键打开蓝牙音响。

③打开手机上的音乐软件即可享受音乐。



2台音响串联打造震撼的家庭影院

快速入门指南



2



长按其中一个的▶键，会听到“咚”
的提示音，串联成功。
即刻享受左右声道360°环绕震撼音效。

AI智能蓝牙音箱 AI SMART BLUETOOTH SPEAKER

音响类型	蓝牙音箱
蓝牙版本	V5.1
音频频率范围	70-18KHz
充电电压	DC 5V 1A-2A
尺寸	直径110X高128MM
重量	500g
蓝牙距离	≤10米(无障碍)
输出最大功率	8W
电池容量	锂 1200mAh
音乐时间	3-4小时 (70%音量, 关灯状态下)
通话时间	≤12小时 (90%音量, 关灯状态下)
充电时间	约3小时

制造商: 粤鹰科技(东莞)有限公司
地址: 东莞市塘厦镇138工业区塘坑路2号

售后服务说明

尊敬的用户，非常感谢您使用我们的产品，为了切实保障您的权益，明确经销代理商和公司应当承担产品的维修、更换、退货（简称三包）责任义务，敬请阅读以下事项：

1. 产品保修卡，是我公司对其产品提供保修期内免费售后服务的必要凭证。

2. 按照谁销售谁负责三包原则，产品出现质量问题凭（产品保修卡）与经销商联系，由经销商对客户提供服务，我公司则对经销商提供服务支持。

3. 公司承诺，自售出之日（日期以有效票据日期为准）起七日内出现质量问题，客户可以选择退货或更换，产品保修期为一年超过保修期出现质量问题享受终身维修（各售后服务点只收取元器件材料及快递费）。

4. 下列情形不享受三包服务

① 超过三包期限的

② 未按产品使用说明书要求使用、维修、保管而造成损坏的

③ 非承担三包的维修者拆卸造成损坏的

④ 无产品保修卡的

⑤ 产品保修卡上的内容与产品实物不符合或涂改的

⑥ 因不可抗力造成的

5. 以上各事项最终解释权属于本公司所有

注意事项：

a. 请勿将本产品暴露在雨中或潮湿的环境中

b. 请勿自行拆解，维修和改造本产品

c. 请在常温环境中存放及使用本产品

d. 请勿丢掷，避免因跌落造成产品损坏

e. 请使用音响额定电压的电源进行充电

f. 擅自拆卸将使保修失效

注：长时间处于高音量下可能会造成听力损伤，应避免音量过高警告：

1. 如果电池更换不当会有爆炸的危险，只能用同样类型或等效类型的电池来更换；

2. 电池不得暴露在诸如日照，火烤或类似过热环境中。

产品保修卡

用户姓名：_____

用户电话：_____

用户地址：_____

产品型号：_____

购买日期：_____

代理商：_____

地址：_____

备注：_____

产品保修卡

用户姓名：_____

用户电话：_____

用户地址：_____

产品型号：_____


购买日期：_____

代理商：_____

地址：_____

备注：_____

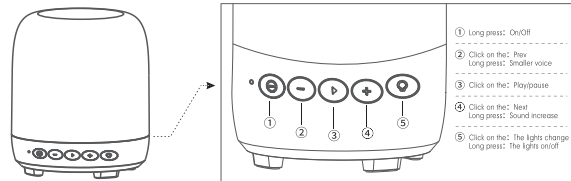
YY-12



Music coloured glaze

BUTTON

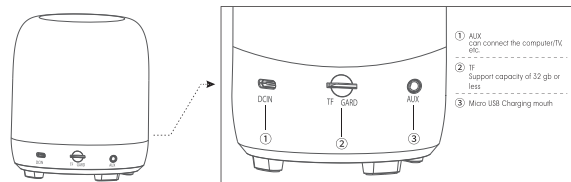
Quick start guide



- ① Long press: On/Off
- ② Click on the: Prev
Long press: Smaller voice
- ③ Click on the: Play/pause
- ④ Click on the: Next
Long press: Sound increase
- ⑤ Click on the: The lights change
Long press: The lights on/off

INTERFACE

Quick start guide



- ① AUX can connect the computer/TV, etc.
- ② TF Support capacity of 32 gb or less
- ③ Micro USB Charging mouth

Wireless

Quick start guide



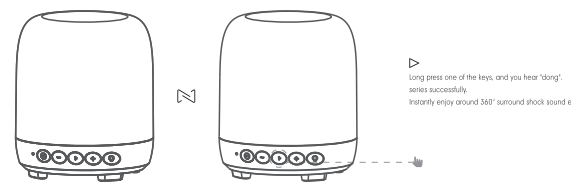
②Open the **Wireless**
Search TO find the YY12 stereo matching.

①Long press the power button to
open the **wireless** stereo.

③Open the music software on the mobile
phone can enjoy the music.

2 stereo shock home theater series

Quick start guide



▶
Long press one of the keys, and you hear 'dong',
series successfully.
Instantly enjoy around 360° surround shock sound effect.

AI智能蓝牙音箱 AI SMART BLUETOOTH SPEAKER

Audio Type
Bluetooth version
The audio frequency range is
Charging voltage
Dimensions
Weight
Bluetooth distance
The maximum power of the stereo
Battery capacity
Music time
Talk time
Charging time is

Bluetooth speaker
V5.1
70 - 18KHz
DC5V 1A - 2A
Diameter 110X height 128MM
500g
<10 meters (Accessibility)
8W
Polymer battery 1200mAh
3-4 hours (70% volume, lights off)
<12 hours (90% volume, lights off)
about 3 hours

Company: Yueying Technology (Dongguan) Co., LTD
Address: No.2 Tangkeng Road, 138 Industrial Zone,
Tangxia Town, Dongguan City

After-sales Service Description

Dear users, thank you very much for using our products. In order to effectively protect your rights and interests, it is clear that the distribution agent and the company should undertake the responsibilities of product repair, replacement and return (referred to as "three guarantees"). Please read the following items:

1. The product warranty card is the necessary certificate for our company to provide free after-sales service within the warranty period.
2. According to the principle of "who sells who is responsible for three guarantees", product quality problems with (product warranty card) contact with dealers, by the dealers to provide service to customer service, our company will provide service support to dealers.
3. The company promises that if any quality problem occurs within 7 days from the date of sale (the date is subject to the date of the valid note), the customer can choose to return the product or replace it. The warranty period of the product is one year, and the customer can enjoy the lifetime maintenance if any quality problem occurs beyond the warranty period. Repair (each after-sales service point only charges the material fee of components and express fee).
4. The following circumstances do not enjoy three guarantees of service

- ① Exceeding the period of three guarantees
- ② Damage is caused by failure to use, repair or keep the product in accordance with the instructions
- ③ Non - bear three packages of maintenance caused by the removal of damage
- ④ No product warranty card
- ⑤ The content on the warranty card does not conform to the product or has been altered
- ⑥ Caused by force majeure

5. The right of final interpretation of the above matters belongs to the company

NOTES:

- a. Do not expose this product to rain or moisture
 - b. Do not disassemble, repair or modify the product by yourself
 - c. Please store and use this product in room temperature environment
 - d. Do not drop the product to avoid damage
 - e. Please use the rated voltage of the audio power supply for charging
1. Unauthorized disassembly will invalidate the warranty
Prolonged exposure to high volume may cause hearing damage. Excessive volume should be avoided

WARNING:

1. If there is a risk of explosion if the battery is not properly replaced, only replace it with batteries of the same or equivalent type;
2. Batteries shall not be exposed to such conditions as sun, fire or similar overheating.

PRODUCT WARRANTY CARD

NAME: _____

THE PHONE: _____

ADDRESS: _____

MODEL: _____

PURCHASE DATE: _____

Generation of businesses: _____

ADDRESS: _____

NOTE: _____

This device complies with part 15 of the FCC Rules.

Operation is subject to the following two conditions:

- (1) this device may not cause harmful interference, and
 - (2) this device must accept any interference received, including interference that may cause undesired operation.
- Any changes or modifications not expressly approved by the party responsible for compliance could void the user's authority to operate the equipment.

NOTE: This equipment has been tested and found to comply with the limits for a Class B digital device, pursuant to Part 15 of the FCC Rules. These limits are designed to provide reasonable protection against harmful interference in a residential installation. This equipment generates, uses and can radiate radio frequency energy and, if not installed and used in accordance with the instructions, may cause harmful interference to radio communications.

However, there is no guarantee that interference will not occur in a particular installation. If this equipment does cause harmful interference to radio or television reception, which can be determined by turning the equipment off and on, the user is encouraged to try to correct the interference by one or more of the following measures:

- Reorient or relocate the receiving antenna.
- Increase the separation between the equipment and receiver.
- Connect the equipment into an outlet on a circuit different from that to which the receiver is connected.
- Consult the dealer or an experienced radio/TV technician for help.

The device has been evaluated to meet general RF exposure requirement. The device can be used in portable exposure condition without restriction.