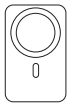


Magnetic absorption wireless fast
charging mobile power supply
10000mAh 20W
An instruction manual

Please read this instruction carefully before using the product and keep it properly

Brand: DEKSMO
Product name: Wireless Power Bank
Model: D10Pro
Battery model: polymer battery
Material: ABS + PC
Battery capacity: 10000mAh
Rated capacity: 5800mAh
Energy conversion: ≥75%
Type-C Input: 5V3A, 9V2A
Type-C output: 5V3A, 9V2.2A, 9V2A
Wireless charging and output:
5W, 7.5W, 15W
USB output: 5V3A, 9V2A, 12V1.5A,
5V4.5A, 4.5V5A
Product size: 110x68x16mm
Net weight: 184g

Packing list:



Portable source*1



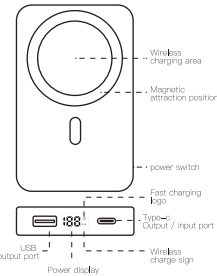
Instructions*1



Warranty card*1



USB to Type-C
Charging line*1



Product description:

This product is a portable charging device that can provide wired charging and wireless charging for mobile phones, tablets, e-books, game machines and other famous products. The product has the characteristics of wired charging and wireless charging in one, magnetic suction positioning, power digital display, ip20W PD fast charging, three output (including wireless output), 15W wireless fast charging, etc. Product built-in FOC overcharge, over discharge, temperature protection and other safety protection circuit.

Key operation instructions:

When checking the power:

Press the key once to start the power output function to check the remaining power of the power supply. The power display will automatically turn off after about 30 seconds;

When charging mobile power:

When connecting to the charging line matching the mobile power interface, the number of electric quantity display will jump, which means that the connection is normal and the power supply is charged. If there is no jump in the power indicator after connecting the charging line, it means that the connection fails and there is no charging. Please check whether the charging line is connected normally.

Operation instruction of wired charging and outputting:

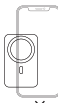
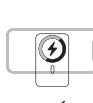
Connect the USB charging cable to the corresponding output port of the power supply, and the power supply will automatically turn on the output. Due to compatibility problems, some smart phones need to press the key to turn on the power output function, which is a normal phenomenon and **no need to doubt**. Press the key once to supply power to the external equipment.

Wireless charge and output operation Instructions:

Press the key once, and the power digital display will be on. At this time, the mobile phone that supports wireless charging **will start charging** within 30 seconds. Place the mobile phone in the wireless charging area to charge the mobile phone wirelessly. If there is no wireless load access within 30 seconds, the product will automatically turn off the wireless charging function.

Wireless charging tips:

Wireless charging mobile phone needs to place the wireless charging area of the product (see the illustration for the wireless charging coil emission area) for wireless charging. The charging distance of this product is within 2mm. If the wireless charging distance exceeds 2mm, the wireless charging cannot be carried out. Please adjust the wireless charging distance of the mobile phone within the wireless charging range.



Charge the product:

Use the power adapter / computer USB port to charge the local wireless charging mobile power supply. The type-C charging cable can be used to plug into the type-C input port of the wireless charging mobile power supply to charge the power supply. Connect the USB connector to the charger or the USB port of the computer, and the number of the power indicator will start to jump, indicating that the product is being charged. When it is fully charged, the digital display will display "100".

Use this product to charge mobile phones or other digital devices:

1. Check whether the charging voltage of the digital product matches the output voltage of the product.
2. Select the original charging cable of the digital product, one end is connected with the digital product, and the other end is connected with the output port of the product. The wired output terminal of the product will automatically turn on to charge the mobile phone or other digital products, and the digital display screen will always be on.
3. Charge the mobile phone with wireless charging function, press the key once, and the digital display will light up. At this time, wireless charging can be supported. Put the mobile phone with wireless charging function in the center of wireless charging of mobile power supply, and the mobile phone can be charged at this time, and the digital display will be always on.

Reminder:

Please read all instructions and warnings before using this product. Improper use will damage the product or personal safety.
1. Please make sure that the charging contact surface on the back of the mobile phone does not contain metal substances, such as iron sheet, ring, metal protective case, etc.
2. When the mobile phone is charging, if intermittent charging or serious heating is found, it is likely that the receiving coil of the mobile phone is not fully aligned with the wireless charging coil, and there are metal foreign bodies in the protective sleeve of the mobile phone. Please try to cool the mobile phone, remove the protective sleeve, and then align it in the normal position.
3. This product has over-current protection function. If the product is used improperly, it will turn off or reduce the output power, reduce the charging speed and ensure safety. Please check whether the equipment is used improperly or not.
4. Do not place the product in water, fire, medium high temperature environment (more than 50°C) and low temperature environment (less than -20°C). Do not play with children, especially the accessories.
5. Please use a dry soft cloth to clean the surface. Do not use chemicals, soap or detergent.
6. Please don't dismantle the machine by yourself. The user's abnormal use or improper placement of this product may reduce the service life or damage the product. Therefore, the responsibility does not belong to the warranty responsibility or the manufacturer's responsibility. Please understand.
7. There is conversion rate in mobile power supply, so the battery capacity of mobile power supply is not equal to the rechargeable capacity.
8. Please charge your power regularly (at least 5 month is recommended) to maintain its long service life.
9. Improper use of the product may easily **cause damage to the product**, endanger the safety of personal and property.
10. In case of any personal and property damage caused by consumers' improper use or **violation of the product instructions**, the **consumer** will bear all consequences, and the company will not bear any legal liability.
11. Non professionals are strictly prohibited to decompose this product.
12. Avoid using electrical appliances or loads that exceed the output current of the product (the circuit will be protected, no output).
13. Avoid strong physical effects, including knocking, throwing, trampling, squeezing, etc.

Icon description:

The 5-year icon refers to the "environmental protection effective use period", not the product quality guarantee period. Electronic products contain lead, mercury, cadmium and other toxic and harmful substances. Once used beyond the time limit, toxic and harmful substances may leak or mutate, causing pollution to the environment or serious damage to people and property. Environmental protection service life Unexpectedly means that all electronic products are required to be used within this period of validity. We are no longer responsible for the product quality for the safety risk problems after the safety service life.

Accessory name	Toxic and harmful substances or elements					
	Lead (Pb)	Mercury (Hg)	Cadmium (Cd)	Hexavalent Chromium (Cr VI)	Polybrominated diphenyl ether (PBDE)	Polybrominated diphenyl ether (PBDE)
PCB	×	○	○	○	○	○
electrode	○	○	○	○	○	○
Battery	×	○	○	○	○	○
Shell	○	○	○	○	○	○

Statement of toxic and harmful substances in electronic information products:

Polybrominated diphenyl ethers this form is prepared according to the customization of SJ/T 11364
0 It means that the content of the content of the toxic and harmful substance in all homogeneous materials of the component is below the limit specified in GB / T 26572.
X: The content of table auxiliary toxic and harmful substances in at least one homogeneous material of the component exceeds the limit specified in GB / T 26572.

The product complies with EU roh2.0 directive (2011 / 65 / EU)

Warranty policy:

Thank you for purchasing our products. When you have any non-human performance failure during the use of the products, you will enjoy the service commitment of "repair, refund and replacement" for short. In order to protect your rights and interests, please keep the Three Guarantees certificate and invoice properly after purchasing the product. The validity period of the three guarantees of the product will be calculated from the date you receive the product (hereinafter referred to as "receiving"), and the validity period of the three guarantees of the product is 6 months. Three guarantees service content: 1. Within 7 days from the date of receipt, ensure that the goods received are in good condition, the product packaging and accessories are complete and no one is damaged, the payment can be refunded at the invoice price at one time, the goods can be replaced with the same type and specification products or repaired free of charge. 2. Within 8 to 15 day from the date of receipt, on one is damaged, and the products of the same model and specification can be replaced. The Seller shall be responsible for the replacement of products. 3. If the product cannot be used normally after two product replacement. Within the validity period of the Three Guarantees, after the inspection and confirmation, you can use the effective replacement record provided by the seller in the Three Guarantees certificate, and you can choose to repair or replace the products of the same model and specification. The products are the responsibility of the seller.
How to obtain the Three Guarantees service: In order to protect your legal rights and interests, you need to enjoy the Three Guarantees service at the seller. When you request three guarantees of service, you must provide: 1. Original of purchased products; 2. Invoice or seller's purchase record certificate when purchasing products; 3. there are three guarantees.

Cases not within the scope of warranty service:

The product exceeds the three guarantees validity period; Without three guarantees certificate and valid invoice, it is impossible to prove that the purchased products are within the period of three guarantees validity.
The warranty certificate is inconsistent with the product model identification or altered;
Unauthorized maintenance, alteration, misuse, collision, drop, extrusion, liquid feeding and corrosion;
Damage caused by flood, fire, lightning and other force majeure; Defects caused by normal wear or aging of products.

Paid service guarantee

If the product does not meet the warranty conditions and needs to be charged, the appropriate repair fee will be calculated according to the cost of parts and labor, and the repair quotation will be put forward to you. After obtaining your consent and paying the fee, the repair service will be provided for your product.
This policy is formulated in strict accordance with the consumer protection law.

FCC Warning

This device complies with part 15 of the FCC rules. Operation is subject to the following two conditions: (1) this device may not cause harmful interference, and (2) this device must accept any interference received, including interference that may cause undesired operation. Changes or modifications not expressly approved by the party responsible for compliance could void the user's authority to operate the equipment. NOTE: This equipment has been tested and found to comply with the limits for a Class B digital device, pursuant to part 15 of the FCC Rules. These limits are designed to provide reasonable protection against harmful interference in a residential installation. This equipment generates uses and can radiate radio frequency energy and, if not installed and used in accordance with the instructions, may cause harmful interference to radio communications. However, there is no guarantee that interference will not occur in a particular installation. If this equipment does cause harmful interference to radio or television reception, which can be determined by turning the equipment off and on, the user is encouraged to try to correct the interference by one or more of the following measures: Reorient or relocate the receiving antenna.

Increase the separation between the equipment and receiver.
Connect the equipment into an outlet on a circuit different from that to which the receiver is connected. Consult the dealer or an experienced radio/TV technician for help.
Radiation Exposure Statement: This equipment complies with FCC radiation exposure limits set forth for an uncontrolled environment.
The device has been evaluated to meet general RF exposure requirements.
The device can be used in portable exposure condition, compliance with exposure requirements.

Warranty card

For your interests, please fill in the form carefully and keep it properly as the certificate before maintenance

Product model	
Date of manufacture	
Customer name	
Customer phone	
Customer address	
Purchase date	Year month day

Maintenance date	Fault content	Repairman	User signature