

Wireless Charger User Manual



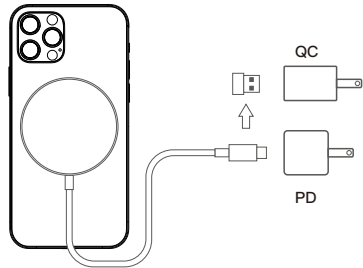
Magnetic Wireless Charger for iPhone 15/14/13/12






Package Contents

Magnetic Wireless Charger: x1 User Manual: x1
Type-C to USB adapter: x1 Customer Service Card:x1

Precautions

For fast and safe charging,t is recommended to use a QC3.0 or PD charger, other adapters may not be suitable for this device, which may cause unstable charging or abnormal flickering.



Working status	LED Indicator
Connect to power	 3" 
Standby mode	
On charging	 10" 
Failure	The indicator lightflashes quickly

Instructions

- A.To use the wireless charging feature, please make sure you the smartphone is Qi-enabled or has Qi-Compatiblcovcr(available separately).
- B.Please note a quick charge power adapter is required for the fast wireless charging feature.
- C.To use MagSafe charging, please make sure your smart phone is MagSafe enabled or has a MagSafe accessory(such as a magnetic protective case).

Attention

- A. To avoid product damage,please do not drop,knock or disassemble the charger or stand.
- B. Please do not use or store the magnetic wireless charger in a hot or humid environment as doing so may damage internal circuitry.
- C. Magnets may interfere with the magnetic charging of the product or cause product to malfunction;To avoid accidentally interfering with product functioning, please keep magnetic chip cards (e.g.ID cards,credit cards) or medical devices (e.g.pulse measuring device,hearing aid)at least 20cm away from the product.

CE FC RoHS  
Made in China

FCC WARNING

This device complies with part 15 of the FCC Rules. Operation is subject to the following two conditions: (1) this device may not cause harmful interference, and (2) this device must accept any interference received, including interference that may cause undesired operation.

Any changes or modifications not expressly approved by the party responsible for compliance could void the user's authority to operate the equipment.

NOTE: This equipment has been tested and found to comply with the limits for a Class B digital device, pursuant to Part 15 of the FCC Rules. These limits are designed to provide reasonable protection against harmful interference in a residential installation. This equipment generates, uses and can radiate radio frequency energy and, if not installed and used in accordance with the instructions, may cause harmful interference to radio communications.

However, there is no guarantee that interference will not occur in a particular installation. If this equipment does cause harmful interference to radio or television reception, which can be determined by turning the equipment off and on, the user is encouraged to try to correct the interference by one or more of the following measures:

- Reorient or relocate the receiving antenna.— Increase the separation between the equipment and receiver.
- Connect the equipment into an outlet on a circuit different from that to which the receiver is connected.
- Consult the dealer or an experienced radio/TV technician for help.

To maintain compliance with FCC's RF Exposure guidelines, This equipment should be installed and operated with minimum 20cm distance between the radiator and your body: Use only the supplied antenna.

JOIN OUR VIP CLUB NOW!



SCAN ME WITH YOUR
PHONE'S CAMERA APP

Contact us for a FREE Lifetime Warranty!

NOT HAPPY WITH YOUR PRODUCT?
WE'LL MAKE IT RIGHT!
JUST EMAIL US AT support@oandys.com

www.oandys.com