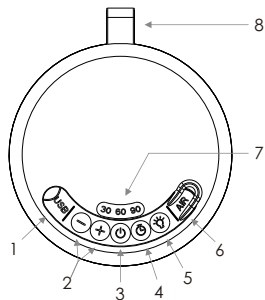
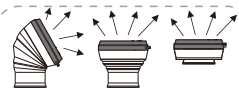


# Foldable **SPEAKER-C8017**

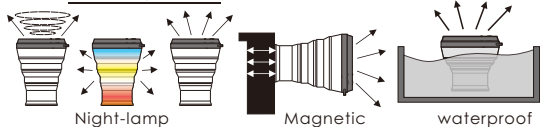
## User Manual



- 1- Type C charging port
- 2-Volume +/- key
- 3-Power Key/Play/Pause
- 4-Timer key
- 5-Night lamp on/off key
- 6-Air venting plug
- 7-Timer 30/60/90 mins icon
- 8-LOGO strip



### Multi-shape scene



## Operation instruction:

### **Single Speaker Operation:**

1. Hold on the power key until the voice indicate "Power on".
2. Turn on your phone/device's BT, searching "Foldable SPEAKER" and pair.

### **Double Speaker Stereo Operation (TWS mode):**

After turning on both speakers, in 3-5 seconds, they will be paired each other automatically with "beep" tone, left channel and right channel be set up.

### **Play control:**

Single click **play** button to play or pause.

### **Volume control:**

- Press + / - button to increase/decrease the volume level, once reach the maximum volume and there will be a "ding" tone alert.
- Double click the power button to switch to the next song .

### **Charging:**

Charging cable can be used with ordinary USB 5V charger, car charger... However, it is not compatible with fast chargers, especially those with higher voltages such as 9V/12V...

### **Night lamp:**

Hold the night-lamp key to power on/off, double-click to switch to music lamp mode with colorful light. Once speaker folded, the night light will be turn off automatically.

### **Timer:**

Click the Timer key, one time for 30 minutes, 2 times for 60 minutes, 3 times for 90 minutes, 4 times to turn off ...

### **FCC Caution:**

This device complies with part 15 of the FCC Rules. Operation is subject to the following two conditions: (1) This device may not cause harmful interference, and (2) this device must accept any interference received, including interference that may cause undesired operation. Any changes or modifications not expressly approved by the party responsible for compliance could void the user's authority to operate the equipment.

**NOTE:** This equipment has been tested and found to comply with the limits for a Class B digital device, pursuant to Part 15 of the FCC Rules. These limits are designed to provide reasonable protection against harmful interference in a residential installation. This equipment generates, uses and can radiate radio frequency energy and, if not installed and used in accordance with the instructions, may cause harmful interference to radio communications. However, there is no guarantee that interference will not occur in a particular installation. If this equipment does cause harmful interference to radio or television reception, which can be determined by turning the equipment off and on, the user is encouraged to try to correct the interference by one or more of the following measures:

- Reorient or relocate the receiving antenna.
  - Increase the separation between the equipment and receiver.
  - Connect the equipment into an outlet on a circuit different from that to which the receiver is connected.
  - Consult the dealer or an experienced radio/TV technician for help.
- The device has been evaluated to meet general RF exposure requirement. The device can be used in portable exposure condition without restriction.

**bocoice**

www.bocoice.com

\* Any queries,  
please contact us: hello@bocoice.com