

Photo of test set up for conducted voltage emissions
Test configuration: Configuration #1 (Data transmitting_4 Port)




Photo of test set up for conducted voltage emissions
Test configuration: Configuration #2 (Data transmitting_1 Port)






Photo of test set up for radiated emissions
Test configuration: Configuration #2 (Data transmitting_1 Port)
[Below 1 GHz]




Photo of test set up for radiated emissions
Test configuration: Configuration #3 (ECG measuring)
[Below 1 GHz]




Photo of test set up for radiated emissions

Test configuration: Configuration #1 (Data transmitting_4 Port)

[Above 1 GHz]




Photo of test set up for radiated emissions

Test configuration: Configuration #2 (Data transmitting_1 Port)
[Above 1 GHz]




Photo of test set up for radiated emissions
Test configuration: Configuration #3 (ECG measuring)
[Above 1 GHz]

