



18/88 Merrindale Drive Croydon South, Victoria, 3136, Australia
Telephone: +61 3 9761 5888
Facsimile: +61 3 8761 6547
Email: sales@emcbayswater.com.au
ABN: 49 112 221 333

Photograph Annex C:

Test Configuration Photographs

CR Mining


SEN_GET_P1_5.5_920

GET Sensor Tag


REPORT: E2211-1609A-2 Annex C
DATE: April, 2023

Photographs


Number	Photograph Description
1	EUT X orientation
2	EUT Y orientation
3	EUT Z orientation
4	Field strength of fundamental, Duty cycle and Emission Bandwidth – Test configuration
5	Field strength of spurious emissions – Test configuration – 30MHz to 1GHz
6	Field strength of spurious emissions – Test configuration – 9kHz to 30MHz
7	
8	
9	Field strength of spurious emissions – Test configuration – 1GHz to 9.5GHz
10	
11	Receiver Mode – Test configuration
12	
13	
14	
15	




Photograph 1




Photograph 2




Photograph 3



Photograph 4




Photograph 5




Photograph 6




Photograph 7




Photograph 8



Photograph 9



Photograph 10




Photograph 11




Photograph 12



Photograph 13



Photograph 14



Photograph 15