

# *Enhance Your Experience with* **#Joyhub**

Download now for optimal toy performance



**Glow in millions of Super-Os flow!**





## Product Name: Peachy

Customer Support: **US** +1 (888) 898-6075

**UK** +44-8085013649

Email: **US** [service@yolodit.com](mailto:service@yolodit.com)

**UK** [satistoy2000@outlook.com](mailto:satistoy2000@outlook.com)



## USER MANUAL

Note: Colors may differ from the image.

Super-T Zone Super Orgasm Toys 1-Year Warranty Discreet Shipping

Discover Our Toys: unlock over a  
million super orgasms every year!



# Table of Contents

---

1.First-Time Use Checklist ..... 1

2.Discover the JOYHUB App .....2

3.How to Use .....3

4.Connect with the JOYHUB App .....4

5.Explore JOYHUB App’s Powerful Features .....5

6.Charging Instructions .....6

7.Cleaning & Safety Tips .....7

8.Precautions .....8









9.Troubleshooting & Customer Support .....9

10.Warranty& Brand Commitment ..... 10



## First-Time Use Checklist

**Before you begin, ensure you've done the following:**

-  **Fully charge the device**  
The indicator light flashes during charging and turns solid when fully charged (~2 hours). 
-  **Power on/off**  
Press and hold the vibration or button for 3 seconds (A quick press won't work). 
-  **Review safety tips**  
Do not use while charging.  
Do not submerge the device. 
-  **Want advanced features?**  
Download the JOYHUB App to unlock remote play, music mode, and more (see page 4 for details). 



## Discover the JOYHUB App

**Unlock all Peachy features via the JOYHUB app.**

Enjoy remote control, customizable vibration modes, and more.

Download now from the iOS App Store, or scan the QR code. (See page 4's full connection guide).



support@joyhub.net

• JOYHUB\_



Download on the  
**App Store**



## How to Use



### Power/Vibration Button


·Press and hold for 3 seconds to turn on the device, the product will enter standby mode.

·Short press to turn on/switch to 10-frequency vibration mode, long press again to turn off the device.

3s



## Connect with the JOYHUB App



1.



### Turn on the toy

Press and hold the power button for 3 seconds until the light turns on.

2.



### Open the JOYHUB App

(ensure wireless connection is enabled on your phone.)


3.



### Pair the toy

The app will automatically detect the toy. If not, try restarting the toy or refreshing BT in the app.

4.



### Start exploring!

Once connected, enjoy multiple vibration modes, patterns, and remote control options.

### Tips for successful connection:

- Fully charge the device before pairing.
- Keep the toy powered on during pairing.
- Close and reopen the app if BT fails.
- Restart your phone if needed.



Super-T Zone Super Orgasm Toys 1-Year Warranty Discreet Shipping

## Explore JOYHUB App's Powerful Features



Toy Games  
& Rankings

Recommend  
ed Programs  
& Videos

Real-time  
Waveform  
Diagrams

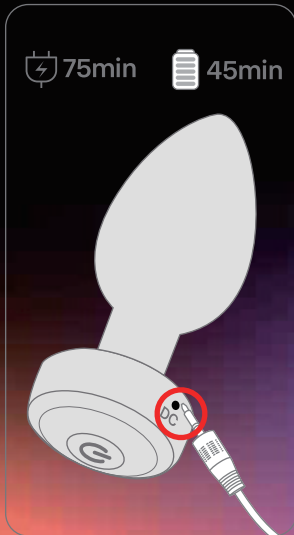
Free Chat

Shared Control  
Rooms

### Exemption Application:

Our app is continuously updated, so some features or visuals may change.

## Charging Instructions



- If a malfunction occurs:  
Power off the device and perform a full recharge before resuming use.
- Do not use the product while charging.
- Recommended power supply:  
Use a 5-volt charger for optimal performance.
- Recharge your toy at least once every 6 months to maintain battery health.

## Cleaning & Safety Tips



Clean the product before and after every use.



Use warm water and a mild soap or a toy cleaner.



Avoid submerging the entire product in water.



After cleaning, dry thoroughly with a soft towel.



Never use while charging.



Store away from sharp objects and extreme temperatures (hot/cold).




Store it in a cool, dry place.



For personal use only—do not share.

## Precautions

### SAFETY WARNING: PROPER LUBRICATION IS ESSENTIAL



- Always use a water-based lubricant before and during insertion. Insufficient lubrication may cause friction, tearing, or discomfort.
- Never use silicone-based or oil-based lubricants, as they can damage the toy's material.
- Apply generously to both the toy and your body, reapplying every 10–15 minutes during extended use.
- Immediate Stop & Medical Advice:  
Discontinue use immediately if you experience resistance, pain, or notice bleeding.  
Consult a healthcare professional if symptoms persist.

#### Important Note:

This product is designed for gentle anatomical use.  
Failure to follow these instructions may result in injury.

## Troubleshooting & Customer Support

### 1. My Toy Won't Turn On



- Ensure it's fully charged.
- Press and hold the power button for at least 3 seconds.
- If it's still unresponsive, contact support.

### 2. Cannot Connect to the App



- Ensure wireless connection is on and the toy is powered on.
- Restart the app and your phone.
- If connection fails, try deleting and reinstalling the app.

### 3. Weak Vibration or Thrusting Not Working



- Try switching to a different mode or a higher setting.
- If it still doesn't work, your product may be defective. Contact us for help.

### 📞 We're Here for You!

If you have any issues with the product, our customer support is here to help. Feel free to reach out anytime.

**Customer Support:** **US** +1 (888) 898-6075 **UK** +44-8085013649

**Email:** **US** [service@yolodit.com](mailto:service@yolodit.com) **UK** [satistoy2000@outlook.com](mailto:satistoy2000@outlook.com)

**Service Hours:** 9AM-10PM, Mon-Fri (EST)

## Warranty& Brand Commitment

**We hope Peachy brings you super orgasms, joy, and pleasure. Your comfort and satisfaction mean everything to us.**

### ★ Our Commitment:

We stand behind our product quality. If your toy is defective within 12 months of purchase, we offer a free replacement or full refund.

### ⚙️ Warranty Period:

- 12 - month replacement warranty.
- Covers manufacturing defects (doesn't cover misuse or damage from improper cleaning or storage).



**Super-T Zone Super Orgasm Toys 1-Year Warranty Discreet Shipping**

**Customer Support:**  
**(US/CA)**

**Toll-Free : +1 (888) 898-6075**

**Email: [service@yolodit.com](mailto:service@yolodit.com)**  
**(UK)**

**Toll-Free : +44-8085013649**

**Email: [satistoy2000@outlook.com](mailto:satistoy2000@outlook.com)**

**Hours: 9 AM – 10 PM, Monday to Friday (EST)**



[Customer Service](#) [Super-O Experience](#) [Expert Guides](#) [Safe Products](#)



# Glow in millions of Super-Os flow!

**Hands-Free Pleasure with App Connectivity.**

**Unlock next-level anal toy orgasms through seamless app control.**





**FCC Warning:**

This equipment has been tested and found to comply with the limits for a Class B digital device, pursuant to part 15 of the FCC Rules. These limits are designed to provide reasonable protection against harmful interference in a residential installation. This equipment generates, uses and can radiate radio frequency energy and, if not installed and used in accordance with the instructions, may cause harmful interference to radio communications. However, there is no guarantee that interference will not occur in a particular installation. If this equipment does cause harmful interference to radio or television reception, which can be determined by turning the equipment off and on, the user is encouraged to try to correct the interference by one or more of the following measures:

- Reorient or relocate the receiving antenna.
- Increase the separation between the equipment and receiver.
- Connect the equipment into an outlet on a circuit different from that to which the receiver is connected.
- Consult the dealer or an experienced radio/TV technician for help.

**Caution:** Any changes or modifications to this device not explicitly approved by manufacturer could void your authority to operate this equipment.

This device complies with part 15 of the FCC Rules. Operation is subject to the following two conditions:

(1) This device may not cause harmful interference, and (2) this device must accept any interference received, including interference that may cause undesired operation.

This equipment complies with FCC radiation exposure limits set forth for an uncontrolled environment. This equipment should be installed and operated with minimum distance 0cm between the radiator and your body.