

## Multi-Language User Manual



Product Feature Image is for reference only.  
This Toy is offered in multiple colors.

Name: **ROSELLA 2**

## Add Device



support@joyhub.net

### step1

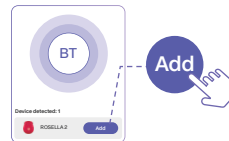
- Download the JOYHUB app by scanning the QR code.



### step2



- Press and hold for 3 seconds to turn on the device.

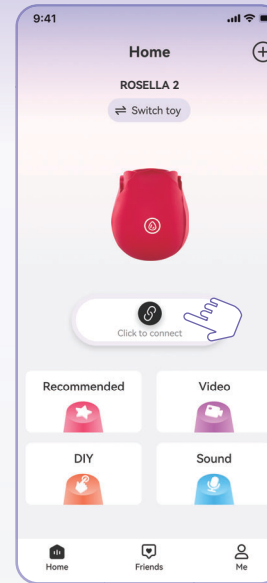
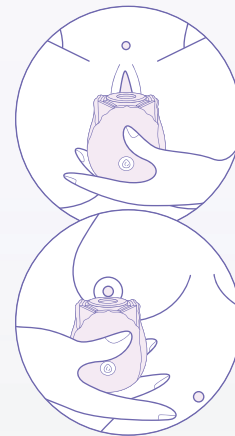


### step3

- Turn on the BT function and follow the APP instructions to add the [ROSELLA 2] device.


## Use Device

- Click to Connect, Start to Use.



# Discover it #Joyhub

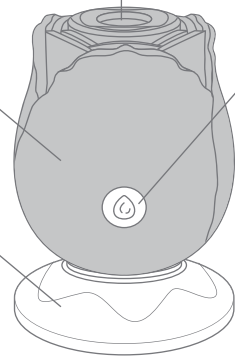
Welcome to download and use joyhub APP



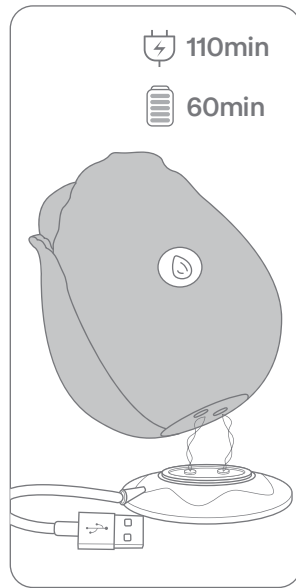
• Sucking Port

• Material: silicone

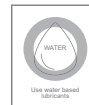
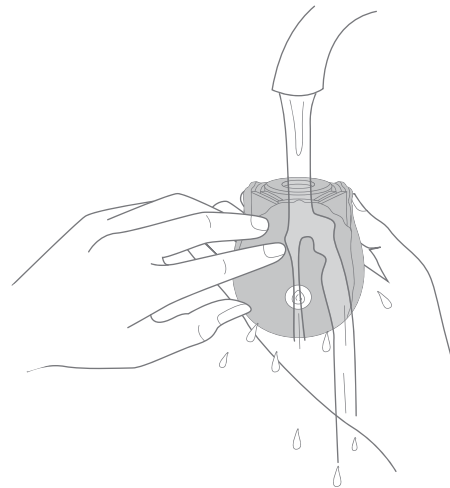
• Magnetic Charging



Power Button  
Press and hold for 3s to turn on or off  
Short press to switch the Sucking modes



- In case of a product malfunction, it is advised to power off the device and perform a full recharge before resuming regular usage.
- Not to utilize the product while charging.
- Please note: a 5-volt power supply is recommended.



## WARNING

- This appliance is not intended for use by children or persons with reduced physical, sensory or mental capabilities. To avoid electric shock, do not use charger near water. Do not use on swollen or inflamed areas of skin. Discontinue use if discomfort occurs. Do not use on neck area.

## WARRANTY

- 1 year warranty
- Any attempt to open and take part the product will void the warranty.
- If you have any quality or usage problem, please feel free to contact us via the following contacts.  
Service Email: [support@joyhub.net](mailto:support@joyhub.net)



**FCC Warning:**

This equipment has been tested and found to comply with the limits for a Class B digital device, pursuant to part 15 of the FCC Rules. These limits are designed to provide reasonable protection against harmful interference in a residential installation. This equipment generates, uses and can radiate radio frequency energy and, if not installed and used in accordance with the instructions, may cause harmful interference to radio communications. However, there is no guarantee that interference will not occur in a particular installation. If this equipment does cause harmful interference to radio or television reception, which can be determined by turning the equipment off and on, the user is encouraged to try to correct the interference by one or more of the following measures:

- Reorient or relocate the receiving antenna.
- Increase the separation between the equipment and receiver.
- Connect the equipment into an outlet on a circuit different from that to which the receiver is connected.
- Consult the dealer or an experienced radio/TV technician for help.

**Caution:** Any changes or modifications to this device not explicitly approved by manufacturer could void your authority to operate this equipment.

This device complies with part 15 of the FCC Rules. Operation is subject to the following two conditions:

(1) This device may not cause harmful interference, and (2) this device must accept any interference received, including interference that may cause undesired operation.

This equipment complies with FCC radiation exposure limits set forth for an uncontrolled environment. This equipment should be installed and operated with minimum distance 0cm between the radiator and your body.