

X1S-Golf

便携式音箱

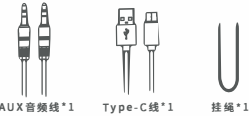


使用手册

规格及参数

| | | | |
|------|--------------|------|--------------|
| 产品型号 | X1S-Golf | 输入电源 | Type-C 5V/2A |
| 蓝牙版本 | 5.3 | 响应频率 | 115Hz~15KHz |
| 蓝牙范围 | ≥18M (无阻碍) | 失真度 | ≤1% |
| 喇叭规格 | Φ58MM 15W*1 | 播放时间 | ≥12H |
| 电池容量 | 3.7V/2500mAh | 充电时长 | ≤3H |

配件

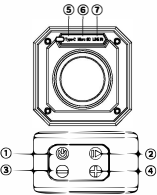


连接及播放

- 蓝牙
开机后蓝色指示灯闪烁，音箱进入蓝牙配对状态；打开手机蓝牙并找到蓝牙名“X1S-Golf”点击连接；连接成功后蓝灯长亮。
- TWS互联
两台“X1S-Golf”近距离同时进入蓝牙配对状态（确保蓝牙已开启其他设备）；选择其中一台为主音箱并双击“”键，此时主音箱黄色指示灯快闪，进入TWS自动配对；
当主音箱黄灯长亮且蓝灯快闪，副音箱黄灯长亮，则TWS配对成功；
找到蓝牙名“X1S-Golf”点击连接，连接成功后主音箱蓝灯长亮。
- AUX音频线
将AUX线分别插入手机和音箱，连接成功则蓝色指示灯常亮。
- Type-C线（支持边冲边放）
将Type-C线分别插入电脑和音箱，连接成功则蓝色指示灯长亮。
- TF卡（最高支持64G）
将TF卡插入音箱后，音箱会自动读卡并播放卡中歌曲，此时蓝色指示灯常亮；
TF卡支持APE/FLAC/WMV/WAV/MP3格式播放。

按键及功能

- ① 电源开/关机/TWS
- ② 播放/暂停；接听/挂断
- ③ 音量减/上一曲
- ④ 音量加/下一曲
- ⑤ 充电端口
- ⑥ TF卡槽
- ⑦ AUX音频输入



| 按键 | 操作 | 功能说明 |
|----|----|---|
| | 短按 | 模式切换。 |
| | 长按 | 开/关机：长按1S/3S； 复位：长按8S。 |
| | 双击 | 进入/断开TWS；断开蓝牙 |
| | 短按 | 播放/暂停：音乐播放状态下短按； 接通电话：有来电状态下短按； 挂断电话：通话状态下短按； 末号重播：蓝牙已配对状态下快速双击。 |
| | 长按 | 拒接来电：长按2S。 |
| | 短按 | 音量减，共16级 |
| | 长按 | 上一曲：长按2S |
| | 短按 | 音量加，共16级 |
| | 长按 | 下一曲：长按2S |

三包服务

依据《中华人民共和国消费者权益保护法》、《中华人民共和国产品质量法》实行售后三包服务，服务内容包括：

1. 自您签收次日日起7日内，本产品出现《音箱性能故障表》所列性能故障的情况，经由检测确定，可免费享受退货或换货服务；
2. 自您签收次日日起8日-15日内，本产品出现《音箱性能故障表》所列性能故障的情况，经由售后服务中心检测确定，可免费享受换货或者维修服务；
3. 自您签收次日日起12个月内，本产品出现《音箱性能故障表》所列性能故障的情况，经由售后服务中心检测确定，可免费享受维修服务。

《音箱性能故障表》

1. 设备无法充电，或充电后无法正常工作；
2. 设备按键无法正常使用；
3. 设备无法正常工作发出声音；
4. 其他硬件故障导致的设备功能无法正常使用的。

以下情况不属于三包范围：

1. 未经授权的维修、使用、碰撞、磕碰、滥用、改装、事故、改动；
2. 不正确的使用非本产品配件、或撕毁、涂改标识；
3. 已超过三包有效期；
4. 火灾、水灾、雷击等不可抗力造成的损坏；
5. 不符合《音箱性能故障表》所列性能故障的情况；
6. 因人为因素导致本产品及其配件产生《音箱性能故障表》所列性能故障。

安全事项

为确保安全，请先详细阅读及遵守以下安全提示：

1. 设备符合标准：GB 4943.1-2022；
2. 此产品不能服用，请放置于儿童不能拿取的地方以防意外；
3. 请勿将机器放置于高温环境，包括太阳直射；
4. 请勿将机器放置于靠近热源或其他过热环境；
5. 请勿将机器放置于潮湿或温度太大的地方；
6. 除了所提供的充电线以外，请勿使用任何其他的方法为机器充电；
7. 请勿将机器拆开，禁止企图修理，改造机器的任何行为；

8. 请注意跌落、撞击、烧伤或其他影响机器功能的的行为，如果有任何损坏，如发烫、高温变形或腐蚀等，请立即停止使用该产品设计；
9. 如果机器产生异常气味、高于正常温度、颜色或形状出现异常变化，请立即停止该设备的使用；
10. 如果电池更换不当会有燃烧危险，只能用同类型或等效类型的电池来更换；
11. 长时间高音量使用机器，可能会对您的听力造成损伤。

温馨提示

1. 当机器超过3个月未使用时，需要给机器充电后再使用；
2. 长期不使用时，建议每3个月为机器充一次电，能更有效的保护电池的使用；
3. 建议收到机器充满电后使用。

保修卡

尊敬的客户，感谢您购买本公司产品。为了能更好的为您服务，在购买产品后，请您认真阅读并妥善保管此保修卡。

保修说明

1. 本保修卡请用户妥善保管，以便维修凭证
2. 本产品自购买日起，保修一年
3. 保修设备在保修期内，在正常使用和维护的情况下，机器本身材料或工艺出现问题，发生故障，经证实本公司将免费提供维修服务。
4. 在保修期间，如发生以下事项，本公司有权拒绝服务或酌情收取材料费、服务费：
 - (1) 不能提供此保修卡及有效购买凭证
 - (2) 用户使用不当所造成的产品故障及损坏
 - (3) 人为的非正常外力损坏
 - (4) 有因未按保修条款服务者所造成损坏
 - (5) 自然磨损或其他不可归咎于质量造成故障或损坏
 - (6) 其他人为故意损坏
5. 本公司保留对所有内容的修改权及解释权

产品信息

| 维修记录 | 故障日期 | 故障原因及处理情况 |
|------|------|-----------|
| | | |
| 产品型号 | | |
| 购买账号 | | |
| 购买日期 | | |
| 联系电话 | | |
| 收货地址 | | |

X1S-Golf

Portable speaker

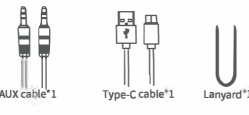


Manual

Parameter

| | | | |
|------------|-------------------|---------------|--------------|
| Item | X1S-Golf | Input power | Type-C 5V/2A |
| BT version | 5.3 | F.R. | 115Hz~18KHz |
| BT range | ≥18M (Open field) | Distortion | ≤1% |
| Speaker | Φ58MM 15W*1 | Play time | ≥12H |
| Battery | 3.7V2500mAh | Charging time | ≤3H |

Accessories

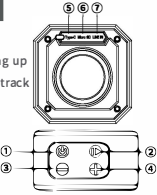


Connect and play

- BT wireless
After booting, the blue light flashes quickly, and the speaker enters the BT pairing state. Turn on the mobile phone's BT and find the BT name "X1S-Golf" and click Connect. The blue light will glow when the connection is successful.
- TWS interconnection
Two "X1S-Golf" enter the BT pairing state at the same time (make sure BT is disconnected from other devices). Select one of the main speakers and press the "TWS" key twice. When the yellow light flashes quickly, the speaker enters TWS automatic pairing.
When the yellow light of the main speaker is on and the blue light is flashing fast, and the yellow light of the sub speaker is on, the TWS pairing is successful. Find the BT name "X1S-Golf" and click Connect. The main speaker's blue light flashes slowly and the connection is successful.
- AUX audio
Plug the AUX cable into the phone and speaker respectively. The blue light flashes slowly when the connection is successful.
- Type-C audio (supports charging while playing)
Plug the Type-C cable into the computer and speaker, and the blue and red lights stay on after the connection is successful.
- TF card (up to 64G)
After the TF card is inserted into the speaker, the speaker automatically plays the song in the card, and the blue light flashes slowly at this time; TF card supports APE/FLAC/WMV/WAV/MP3 format playback.

BUTTON FUNCTION

- ① Power on/off/TWS
- ② play/pause; answer/hang up
- ③ Volume down/previous track
- ④ Volume up/next track
- ⑤ charging port
- ⑥ TF card slot
- ⑦ AUX audio input



| button operate | Function Description |
|----------------|--|
| | Short press Mode switch |
| | Long press Power on/off: long press 1S/3S; Reset: long press for 8S. |
| | Double Click Enter/Disconnect TWS; Disconnect BT |
| | Short press Play/Pause: Short press during playback; In coming call: short press when in coming call; Hang up: short press in the call state; Number redial: Quick double tap. |
| | Long press Reject a call: long press for 2S. |
| | Short press Volume reduction, a total of 16 levels |
| | Long press Previous song: long press 2S |
| | Short press Volume plus, a total of 16 levels |
| | Long press Next song: long press 2S |

THREE GUARANTEES SERVICE

After-sales service content:

1. Within 7 days from the day after you sign for the product, if there is a performance failure listed in the "Speaker Performance Failure Table", the product can be returned or exchanged for free. It is determined by testing.
2. Within 8-15 days from the day after you sign for the product, if the product has a performance failure listed in the "Speaker Performance Failure Table", it will be determined by the after-sales service center, and you can enjoy free replacement or repair service.
3. Within 12 months from the day after you sign for the product, if there is a performance failure listed in the "Speaker Performance Failure Table", it will be determined by the after-sales service center and you can enjoy free maintenance services.

《Speaker Performance Failure Table》

1. The device cannot be charged, or cannot be turned on normally after charging.
2. Device keys cannot be used normally.
3. The device cannot make a sound.
4. The device function cannot be used normally due to other hardware failures.

No Three Guarantees Service:

1. Unauthorized maintenance, misuse, collision, negligence, abuse, liquid ingress, accident, alteration.
2. Improper use of accessories other than this product, or tearing apart the label.
3. The validity period of the three guarantees service has expired.
4. Damage caused by force majeure such as fire, flood, lightning strike, etc.
5. Does not meet the performance failures listed in the "Speaker Performance Failure Table".
6. Due to human reasons, this product and its accessories have performance failures listed in the "Speaker Performance Failure Table".

SAFETY PRECAUTIONS

1. The equipment complies with the standard GB 4943.1-2022.
2. This product cannot be taken, please keep it out of the reach of children to prevent accidents.
3. Do not place the machine in a high temperature environment, including direct sunlight.
4. Do not place the machine near fire sources or other overheated environments.
5. Do not place the machine in a humid or humid place.
6. In addition to the provided charging cable, please do not try to use other methods to charge the machine.
7. Do not disassemble the machine, and prohibit any attempt to repair or modify the machine.
8. Please pay attention to drops, impact, scratches or other behaviors that affect the function of the machine. If there is any damage, such as hot, high temperature deformation or corrosion, please stop using the product and equipment immediately and contact the merchant.
9. If the machine produces abnormal odors, higher than normal temperature, and abnormal changes in color or shape, please stop using the machine immediately and contact the merchant.
10. If the battery is liquid leaked or replaced, there is a risk of burning, and the same type or equivalent type of battery can be used for replacement.
11. Using the machine at high volume for a long time may cause damage to your hearing.

KIND REMINDER

1. When the machine has not been used for more than 3 months, the machine needs to be charged before use.
2. When not in use for a long time, it is recommended to charge the machine once every 3 months, which can more effectively protect the battery.
3. It is recommended to use the machine after it is fully charged.

Warranty Card

Dear customer, thank you for purchasing our products. In order to better serve you, after purchasing the product, please read carefully and keep this warranty card carefully.

Warranty description

1. Please keep this warranty card properly for maintenance certificate.
2. This product is warranted for one year from the date of purchase.
3. Warranty equipment during the warranty period, in the state of normal use and maintenance, there are problems and failures in machine materials and processes. Upon verification, we will provide repair services free of charge.
4. During the warranty period, if the following events occur, the company has the right to refuse service or collect materials and service fees according to the situation:
 - (1) Cannot provide this warranty card and valid proof of purchase
 - (2) Product failure and damage caused by improper use by users
 - (3) Man-made abnormal external force damage
 - (4) Damage caused by disassembly by maintenance service personnel not authorized by our company
 - (5) Failure or damage caused by natural disasters or other force majeure factors
 - (6) Other intentional damage
5. Our company reserves the right to modify and explain all content.

Product information

| Maintenance Records | Date | Fault description |
|---------------------|------|-------------------|
| Product Model | | |
| Customer Name | | |
| Customer Phone | | |
| Purchase Date | | |
| Shipping Address | | |

FCC Statement

This equipment has been tested and found to comply with the limits for a Class B digital device, pursuant to part 15 of the FCC Rules.

These limits are designed to provide reasonable protection against harmful interference in a residential installation. This equipment generates, uses and can radiate radio frequency energy and, if not installed and used in accordance with the instructions, may cause harmful interference to radio communications. However, there is no guarantee that interference will not occur in a particular installation. If this equipment does cause harmful interference to radio or television reception, which can be determined by turning the equipment off and on, the user is encouraged to try to correct the interference by one or more of the following measures:

- Reorient or relocate the receiving antenna.
- Increase the separation between the equipment and receiver.
- Connect the equipment into an outlet on a circuit different from that to which the receiver is connected.
- Consult the dealer or an experienced radio/TV technician for help.

This device complies with part 15 of the FCC Rules. Operation is subject to the following two conditions:

- (1) This device may not cause harmful interference, and
- (2) this device must accept any interference received, including interference that may cause undesired operation.

Any changes or modifications not expressly approved by the party responsible for compliance could void the user's authority to operate the equipment.

This equipment complies with FCC radiation exposure limits set forth for an uncontrolled environment. The device has been evaluated to meet general RF exposure requirement.

The device can be used in portable exposure condition without restriction.