

Gophoria

T16

小蛮腰低音炮

使用手册

规格参数

产品型号	T16	输入电源	Type-C 5V/2A
蓝牙版本	V5.3	响应频率	60Hz~17KHz
蓝牙范围	≤10M (无阻隔)	失真度	≤5%
喇叭功率	80W	播放时间	18H (50%音量)
电池容量	8000mAh	充电时长	约3.5H

按键功能

① 播放/暂停; 接听/挂断; 拒接; 断开蓝牙; 未开重
 ② 上一曲 ③ 下一曲
 ④ EQ切换; TWS; 恢复出厂设置
 ⑤ 旋钮音量 +/- ⑥ 开/关机; 播放模式切换
 ⑦ U盘插口 ⑧ AUX音频线插孔
 ⑨ TF卡插口 ⑩ Type-C充电口

规格参数


产品型号	T16	输入电源	Type-C 5V/2A
蓝牙版本	V5.3	响应频率	60Hz~17KHz
蓝牙范围	≤10M(无阻隔)	失真度	≤5%
喇叭功率	80W	播放时间	18H(50%音量)
电池容量	8000mAh	充电时长	约3.5H

按键功能


The diagram illustrates the T16 portable speaker from two perspectives: a front view (top) and a back view (bottom). The front view shows a circular speaker grille with a central control area containing a play/pause button, a previous track button, a next track button, and a power button. The back view shows a rectangular control panel with a power button, a volume knob, and a USB-C port. Numbered callouts (1-10) identify specific features:

- ① 播放/暂停; 接听/挂断; 拒接; 断开蓝牙; 未开重连
- ② 上一曲
- ③ 下一曲
- ④ EQ切换; TWS; 恢复出厂设置
- ⑤ 发狂音量+/-
- ⑥ 开/关机; 播放模式切换
- ⑦ USB插口
- ⑧ AUX音频线插孔
- ⑨ TF卡插口
- ⑩ Type-C充电口

附赠配件



AUX 音频线*1



Type-C 线*1






连接播放

- **蓝牙连接播放**
 - a. 开机后灯光闪烁，音箱进入蓝牙待配对状态；
 - b. 打开手机蓝牙，搜索蓝牙名称“T16” 点击连接；
 - c. 伴随一声提示音后，蓝牙连接成功。
- **蓝牙两台连接播放**
 - a. 两台“T16” 音箱同时开机,挑选其中一台作为主机,另外一台则为副机；
 - b. 双击主机的“EQ” 键，进入蓝牙配对模式；配对成功后有提示音；
 - c. 此时主机蓝牙灯呼吸，等待蓝牙设备连接；副机音效灯常亮；
 - d. 打开手机搜索蓝牙名“T16” 点击连接；连接成功后有提示音，播放音乐即可享受无线立体声音效；
 - e. 配对后可以继续双击任意一个音箱的“EQ” 键断开蓝牙连接；
- **AUX 插线播放**

将AUX线连接设备和音箱后即可播放。
- **TF卡播放（最高支持64G）**

将TF卡插入音箱后，伴随一声提示音，音箱自动读卡播放，此时蓝光闪烁（支持WMA/APE/FLAC/WAV/MP3格式播放）。
- **U盘播放（最高支持64G）**

将U盘插入音箱后，伴随一声提示音，音箱自动读盘播放，此时蓝光闪烁（支持WMA/APE/FLAC/WAV/MP3格式播放）。

按键	操作	功能说明
	短按	切换:BT、TF卡、U盘、AUX播放模式
	长按	长按2秒开/关机
	短按	上一曲
	短按	下一曲
EQ	短按	切换EQ音效: 环绕(蓝色灯)/人声(黄绿色灯)/重低音(绿色灯)
	长按	长按8秒恢复出厂设置并强制关机
	双击	连接/断开TWS
	短按	a. 音乐播放状态下: 短按播放/暂停功能; b. 在来电的状态时: 短按接通电话; c. 在已接听电话时, 短按挂断电话;
	长按	a. 长按 6 秒断开蓝牙连接, 有提示音; b. 在来电的状态下: 长按 2s 拒绝电话;
	双击	在蓝牙状态下, 双击未重拨
	旋钮	顺时针音量+ / 逆时针音量- (音量加到最大有提示音)
	灯光切换: 手掌触摸 (覆盖三个指示灯循环转变)	有幻彩、7色呼吸切换、律动、长亮、熄灭5种模式 (开机默认流水模式)

三包服务

依据《中华人民共和国消费者权益保护法》、《中华人民共和国产品质量法》实行售后三包服务，服务内容如下：

1. 自您签收次日起7日内，本产品出现《音箱性能故障表》所列性能故障的情况，经由检测确定，可免费享受退货或换货服务；
2. 自您签收次日起8-15日内，本产品出现《音箱性能故障表》所列性能故障的情况，经由售后服务中心检测确定，可免费享受退换货或者维修服务；
3. 自您签收次日起12个月内，本产品出现《音箱性能故障表》所列性能故障的情况，经由售后服务中心检测确定，可免费享受维修服务。

《音箱性能故障表》

1. 设备无法充电，或充电后无法正常使用；
2. 设备按键无法正常使用；
3. 设备无法正常使用声音；
4. 其他硬件故障导致的设备功能无法正常使用。

以下情况不属于三包范围：

1. 未经授权的维修、误用、碰撞、疏忽、滥用、进液、事故、改动；
2. 不正确的使用非本产品配件，或撕毁、涂改标签；
3. 已超过三包有效期；
4. 火灾、水灾、雷击等不可抗力造成的损坏；
5. 不符合《音箱性能故障表》所列性能故障的情况；
6. 因人为原因导致本产品及其配件产生《音箱性能故障表》所列性能故障。

安全事项

为确保安全，请仔细阅读及遵守以下安全提示：

1. 设备符合GB 4943.1-2022标准；
2. 此产品不能服用，请放置于儿童不能拿取的地方以防意外；
3. 请勿将机器放置在高溫环境，包括太阳直射；
4. 请勿将机器放置在靠近热源或其他过热环境；
5. 请勿将机器放置于潮湿或湿度大的地方；
6. 除了所提供的充电线以外，请勿试图用其他的方法为机器充电；
7. 请勿将机器拆开，禁止企图修理，改造机器的任何行为；

8. 请注意跌落、撞击、擦伤或其他影响机器功能的的行为，如果有任何损坏，如发烫、高温变形或腐蚀等，请立即停止使用该产品设备；
9. 如果机器产生异常气味，高于正常温度，颜色或形状出现异常变化，请立即停止该机器的使用；
10. 如果电池更换不当会有燃烧危险，只能用同类型或等效类型的电池来更换；
11. 长时间高音量使用机器，可能会对您的听力造成损伤。

温馨提示



1. 当机器超过3个月未使用时，需要给机器充电后再使用；
2. 长期不使用时，建议每3个月为机器充一次电，能更有效的保护电池的使用；
3. 建议收到机器充满电后使用。

电源说明

- a. 请使用支持5V/2A的充电头及原装Type-C线充电；
- b. 充电状态红灯常亮，电量充满后红灯熄灭；
- c. 当电压过低时，会有“嘟嘟”提示音。

生产信息

产品名称: 小蛮腰低音炮
型号: T16
服务电话: 0755-2373-9380
邮箱: sales@cyborisatex.com
生产商: 深圳赛柏瑞斯科技有限公司
制造商: 深圳市海赛特科技有限公司
地址: 深圳市龙华区和平路21号振华时代广场6楼



www.cyborisatex.com

Cyboris

保修卡

尊敬的客户，感谢您购买本公司的产品。为了能更好的为您服务，在购买产品后，请您认真阅读并妥善保管此保修卡。

保修说明

- 1、本保修卡请用户妥善保管，以做维修凭证
- 2、本产品自购买日起，保修一年
- 3、保修设备在保修期内，在正常使用和维护的情况下，机器本身机件材料及工艺出现问题，发生故障，经查询属实本公司将免费提供维修服务。
- 4、在保修期间，如发生以下事项，本公司有权拒绝服务或酌情收取材料、服务费
 - (1) 不能提供此保修卡及有效购买凭证
 - (2) 用户使用不当所造成的产品故障及损坏
 - (3) 人为的非正常外力损坏
 - (4) 非我司授权的维修服务者拆修造成的损坏
 - (5) 自然灾害或其它不可抗力因素造成故障或损坏
 - (6) 其他人为故意损坏
- 5、本公司保留对所有内容的修改权及解释权

产品信息

维修记录	故障日期	故障原因及处理情况
产品型号		
购买账号		
购买日期		
联系电话		
收货地址		

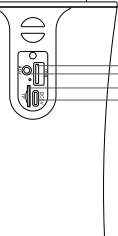
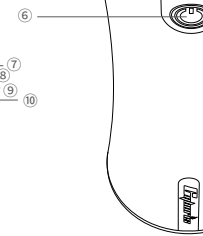
Gyphoria **T16**

bluetooth speaker



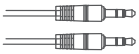
Manual

PARAMETER			
Model	T16	Input	Type-C 5V/2A
BT version	V5.3	F.R	60Hz-17KHz
BT range	≤10M (Open field)	Distortion	≤5%
Speaker	80W	Play time	18H (50% volume)
Battery	8000mAh	Full charge	About 3.5H


BUTTON FUNCTION	
	①
	②
	③
	④
	⑤
	⑥
	⑦
	⑧
	⑨
	⑩
	①
	②
	③
	④
	⑤
	⑥
	⑦
	⑧
	⑨
	⑩

① Play/Pause; Answer/Hang up, Reject	⑤ EQ switching; TWS; Restore factory settings
② Disconnect Bluetooth; Last Number Redial	⑥ Knob Volume +/-
③ Previous song	⑦ On/Off; Playback mode switching
④ Next song	⑧ USB flash drive socket
⑤	⑨ AUX audio cable jack
⑥	⑩ TF card socket
⑦	⑪ Type-C Charging port
⑧	
⑨	
⑩	

ACCESSORIES



AUX cable*1



Type-C cable*1






CONNECTION AND PLAY

- **BT wireless playback**
 - a. The light flashes after powering on, and the speaker enters the Bluetooth waiting state;
 - b. Turn on the Bluetooth of the mobile phone, search for the Bluetooth name "T16" and click connect;
 - c. With a beep, and the Bluetooth connection is successful.
- **TWS connection and playback**
 - a. Two "T16" speakers are turned on at the same time, one of them is selected as the main unit, and the other is the secondary unit;
 - b. Double-click the "EO" button of the host to enter TWS pairing mode; There is a prompt tone after successful pairing; At this time, the Bluetooth light of the host breathes and waits for the Bluetooth device to connect; The auxiliary sound effect light is always on;
 - c. Open the mobile phone and search for the Bluetooth name "T16" and click to connect; there is a prompt sound after the connection is successful, and you can enjoy the wireless stereo sound effect by playing music;
 - d. After pairing, you can continue to double-click the "EO" button of any speaker to disconnect TWS;
- **AUX cable playback**

Connect the AUX cable to the device and the speaker to play.
- **Micro SD card playback(up to 64G)**

After inserting the SD card into the speaker, with a beep, the speaker will automatically read the card and play, and the blue light flashes (supports WMA/APE/FLAC/WAV/MP3 format playback).
- **U disk playback(up to 64G)**

After inserting the U disk into the speaker, accompanied by a prompt tone, the speaker automatically reads the disc to play, at this time blue light flashing (supports WMA/APE/FLAC/WAV/MP3 format playback).

Button	Operating	Function Description
	Short press	Switch: BT, TF card, U disk, AUX playback mode
	Long press	Press and hold for 2 seconds to power on/off
	Short press	Previous song
	Short press	Next song
EQ	Short press	Toggles the EQ sound effects: Surround (blue light)/Vocal (yellow-green light) Bass (green light)
	Long press	Long press for 8 seconds to restore factory settings and force power off
	Double-click	Enable/Disable TWS
	Short press	a. When the music is playing: short press the play/pause function; b. When the call is incoming: short press to connect the call; c. When a call has been answered: short press to hang up the call;
	Long press	a. Press and hold for 6 seconds to disconnect the BT connection, there is a prompt tone; b. In the state of an incoming call: press and hold for 2s to reject the call;
	Double-click	In Bluetooth, double-tap the end number to redial it
	Knobs	Clockwise Volume + / Counterclockwise Volume - (volume up to maximum with beep)
		Light switching: palm touch (covering three keys light cycle shift) There are phantom color, 7-color breathing switching, rhythm, long bright, off 5 kinds of modes (Default running water mode at power on)

GUARANTEES SERVICE

After-sales service contact:

1. Within 7 days from the day after you sign for the product, if there is a performance failure listed in the "Spearaker Performance Failure Table", the product can be returned or exchanged for free if it is determined by testing;
2. Within 8-15 days from the day after you sign the receipt, if this product has a performance failure as listed in the "Spearaker Performance Failure Table", it will be determined by the after-sales service center, and you can enjoy free replacement or repair services;
3. Within 12 months from the day after you sign for the product, if there is a performance failure listed in the "Spearaker Performance Failure Table", it will be determined by the after-sales service center and you can enjoy free maintenance services.

《Spearaker Performance Failure Table》

1. The device cannot be charged, or cannot be turned on normally after charging;
2. Device keys cannot be used normally;
3. The device can't make a sound;
4. The device function cannot be used normally due to other hardware failures.

No Three Guarantees Service:

1. Unauthorized maintenance, misuse, collision, negligence, abuse, liquid ingress, accident, alteration;
2. Improper use of accessories other than this product, or tearing up or altering the label;
3. The validity period of the three guarantees service has expired;
4. Damage caused by force majeure such as fire, flood, lightning strike, etc;
5. Does not meet the performance failures listed in the "Spearaker Performance Failure Table";
6. Due to human reasons, this product and its accessories have performance failures listed in the "Spearaker Performance Failure Table".

SAFETY PRECAUTIONS

1. The equipment complies with the standard GB 4943.1-2022;
2. This product cannot be taken, please keep it out of the reach of children to prevent accidents;
3. Do not place the machine in a high temperature environment, including direct sunlight;
4. Do not place the machine near fire sources or other overheated environments;
5. Do not place the machine in a dusty or humid place;
6. In addition to the pre-labeled charging cable, please do not try to use other methods to charge the machine;
7. Do not disassemble the machine, and prohibit any attempt to repair or modify the machine;
8. Please pay attention to drops, impacts, scratches or other behaviors that affect the function of the machine. If there is any damage, such as hot, high temperature deformation or corrosion, please stop using the product and equipment immediately and contact the merchant;
9. If the machine produces abnormal odors, higher than normal temperature, and abnormal changes in color or shape, please stop using the machine immediately and contact the merchant;
10. If the battery is incorrectly replaced, there is a risk of burning, and only the same type or equivalent type of battery can be used for replacement;
11. Using the machine at high volume for a long time may cause damage to your hearing.

KIND REMINDER

1. When the machine has not been used for more than 3 months, the machine needs to be charged before use;
2. When not in use for a long time, it is recommended to charge the machine once every 3 months, which can more effectively protect the battery;
3. It is recommended to use the machine after it is fully charged.

POWER DESCRIPTION

- a. Please use the charger that supports 5V/2A and the original Type-C cable for charging;
- b. The red light is on when charging, will turn off when fully charged;
- c. When the voltage is too low, there will be a "beep" tone.

PRODUCTION INFORMATION

Product name: Tiny Waist Deep Bass Spaker
Model: T16
Service telephone: 0755-2373-9380
Email: sales@cyboristech.com
Manufacturer: Shenzhen Cyboris Technology Co., Ltd.
Producer: Shenzhen Halsaiter Technology Co., Ltd.
Manufacturer Address: 6rd Floor, Zhenhuashuidi plaza, 21 Heping Road, Longhua District, Shenzhen



www.cyborisau.com



Warranty Card

Dear customer, thank you for purchasing our products. In order to better serve you, after purchasing the product, please read carefully and keep this warranty card carefully

Warranty description

Please keep this warranty card properly for maintenance certificate

This product is warranted for one year from the date of purchase

Warranty equipment during the warranty period, in the state of normal use and maintenance, there are problems and failures in machine materials and processes. Upon verification, we will provide repair services free of charge

During the warranty period, if the following events occur, the company has the right to refuse service or collect materials and service fees according to the situation

- (1) Cannot provide this warranty card and valid proof of purchase
- (2) Product failure and damage caused by improper use by users
- (3) Man-made abnormal external force damage
- (4) Damage caused by disassembly by maintenance service personnel not authorized by our company
- (5) Failure or damage caused by natural disasters or other force majeure factors
- (6) Others intentionally damaged

Our company reserves the right to modify and explain all content

Product information

Maintenance Records	Date	Fault description
	Product Model	
	Customer Name	
	Customer Phone	
	Purchase Date	
Shipping address		

FCC Caution:

This device complies with part 15 of the FCC Rules. Operation is subject to the following two conditions: (1) This device may not cause harmful interference, and (2) this device must accept any interference received, including interference that may cause undesired operation.

Any changes or modifications not expressly approved by the party responsible for compliance could void the user's authority to operate the equipment.

NOTE: This equipment has been tested and found to comply with the limits for a Class B digital device, pursuant to Part 15 of the FCC Rules. These limits are designed to provide reasonable protection against harmful interference in a residential installation. This equipment generates, uses and can radiate radio frequency energy and, if not installed and used in accordance with the instructions, may cause harmful interference to radio communications. However, there is no guarantee that interference will not occur in a particular installation. If this equipment does cause harmful interference to radio or television reception, which can be determined by turning the equipment off and on, the user is encouraged to try to correct the interference by one or more of the following measures:

- Reorient or relocate the receiving antenna.

- Increase the separation between the equipment and receiver.

- Connect the equipment into an outlet on a circuit different from that to which the receiver is connected.

- Consult the dealer or an experienced radio/TV technician for help.

The device has been evaluated to meet general RF exposure requirement. The device can be used in portable exposure condition without restriction.