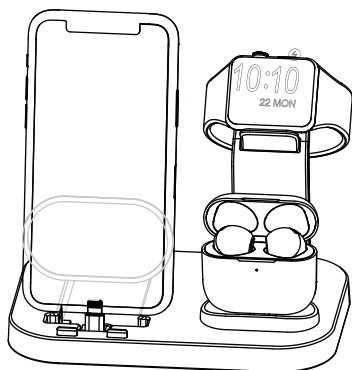
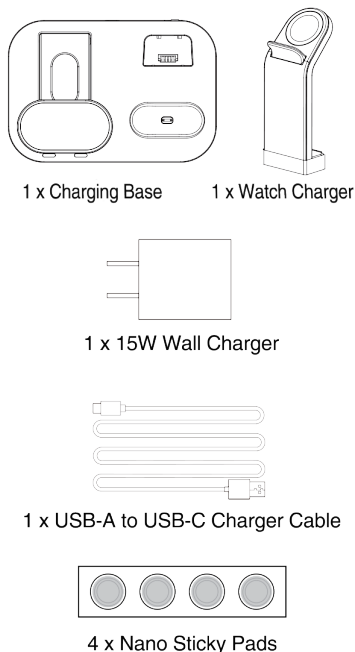


Portable 3 in 1 Charging Station



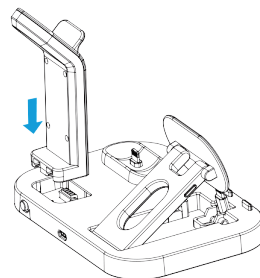
Model : OBCS01-BL
Input : DC 5V/3A
Output: Phone port: 12W(Max)
Watch port: 2.5W(Max)
AirPods port: 2W(Max)

PACKAGE CONTENTS

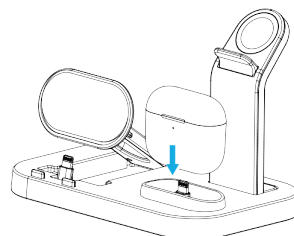


INSTALLATION

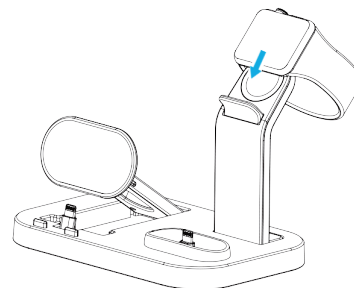
- 1 Insert the watch charger into the base and make sure it is securely in place.



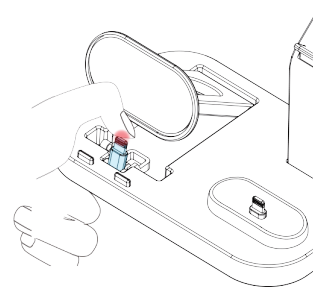
- 2 Connect your AirPods to the charger.



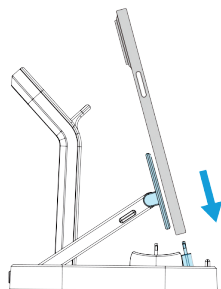
- 3 Put your iWatch on the charger.



- 4 Adjust the charging tab to upright.

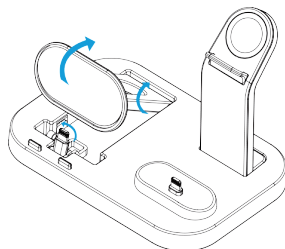


- 5 Align your phone with the charging tab and plug it in, then adjust the stand to securely support your phone.

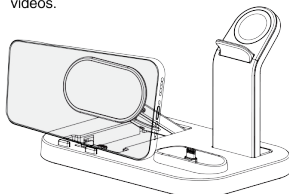


WARM TIPS

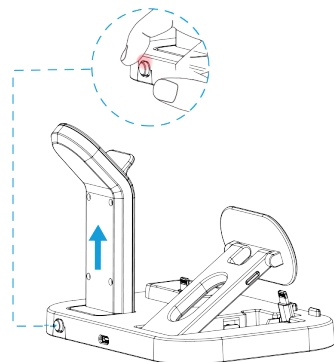
- 1 The phone holder is 0° to 120° adjustable.



- 2 You can place your phone horizontally to enjoy videos.




- 3 To remove the watch charger, press the button on the back to the right and you can easily take it off.



- 4 Please use the included adapter or certified adapters (above 12W).



- 5 The double-sided adhesive pads can be used to secure the charging station to a tabletop, so that you can pick up your phone and AirPods with one hand easily.



- 6 You are anytime welcomed to contact us for product warranty or any support, please follow the methods below:



1. Visit your Amazon order detail page (path: order-sold by-contact seller).
2. E-mail Our Customer Support at yn_service@outlook.com.

FCC Statement

This device complies with part 15 of the FCC rules. Operation is subject to the following two conditions: (1) this device may not cause harmful interference, and (2) this device must accept any interference received, including interference that may cause undesired operation.

Caution: Changes or modifications not expressly approved by the party responsible for compliance could void the user's authority to operate the equipment.

NOTE: This equipment has been tested and found to comply with the limits for a Class B digital device, pursuant to part 15 of the FCC Rules. These limits are designed to provide reasonable protection against harmful interference in a residential installation. This equipment generates uses and can radiate radio frequency energy and, if not installed and used in accordance with the instructions, may cause harmful interference to radio communications. However, there is no guarantee that interference will not occur in a particular installation. If this equipment does cause harmful interference to radio or television reception, which can be determined by turning the equipment off and on, the user is encouraged to try to correct the interference by one or more of the following measures:

- Reorient or relocate the receiving antenna.
- Increase the separation between the equipment and receiver.
- Connect the equipment into an outlet on a circuit different from that to which the receiver is connected.
- Consult the dealer or an experienced radio/TV technician for help.

Radiation Exposure Statement
The equipment complies with FCC radiation exposure limits set forth for an uncontrolled environment. During the operation of device a distance of 15 cm surrounding the device and 20 cm above the top surface of the device must be respected.