

Safety Information

Please read the following carefully before using the Nomono Sound Capsule:

- **Magnets** - The **Stellar Mic**, **Charging Case** and **Accessory Clip Magnets** contain strong magnets
 - Keep the Accessory Clip Magnets away from children. Swallowing magnets can cause serious harm.
 - Keep Stellar Mic at a safe distance if you use a Pacemaker, and do not attach them using the accessory magnet if you use a pacemaker or a similar device.
 - Keep hard drives, credit cards and RFID - devices at a distance from the magnets
- **Batteries** - The Stellar Mic, Space Recorder and Charging Case are all powered with Lithium batteries
 - Fire - put out with sand/water/fire extinguisher?
 - Do not disassemble/open the product, this will lead to a loss of warranty, and risk of fire if the battery is pierced
 - Put product in "Shipping Mode" before going on an aeroplane, familiarise yourself with the airline's guidelines for handling products with batteries
 - Should you notice that the Product swells, or leaks battery fluids, discontinue its use, and contact Nomono AS.
 - Do not leave the products fully discharged for a long
- **Water/Liquids** - The Space Recorder, and Stellar Mics are splash resistant, however, they are not intended for use in heavy rain.
 - Do not let the Charging Case stand without the lid on in the rain.
 - Do not dock the Stellar Mic or Space Recorder if they are wet, do not plug in the Charging Case if it is wet.
 - Do not submerge the products.
 - Do not use chemicals to clean the products.
- **Operating temperature** is -10°C - +45°C
 - Do not store or charge the products near heat sources, or in a car on a hot day
 - Do not put the products in a pressurised containers or microwave
- **Carrying the Charging Case**
 - Close the lid clamps before carrying the Charging Case
 - The carrying strap is intended for walking, not excessive shaking due to running, and not to be attached to a bag etc.

Note

- Do not leave the Charging case, Space Recorder or the Stellar Mics fully discharged over long periods, as this might permanently reduce battery life. It is recommended to charge the battery every 6 months to ensure battery longevity.
- Requirements for charger: **5V - 12V DC, 2A**

Warranty

The standard warranty for Nomono products purchased and shipped from 1st April 2023 is 1 year from shipment date. For units purchased before this date, there is no warranty due to prototype/BETA product phase

For partners, the signed warranty agreement applies.

If you purchased your Nomono kit from a reseller or distributor, please contact them directly for questions regarding the warranty.

North America

FCC Notice

This device complies with Part 15 of the FCC Rules. Operation is subject to the following two conditions:

- (1) this device may not cause interference, and
- (2) this device must accept any interference, including interference that may cause undesired operation of the device.

Wireless notice

This device complies with FCC radiation exposure limits set forth for an uncontrolled environment and meets the FCC radio frequency (RF) Exposure Guidelines. This transmitter must not be co-located or operating in conjunction with any other antenna or transmitter.

This equipment has been tested and found to comply with the limits for a Class B digital device, pursuant to part 15 of the FCC Rules. These limits are designed to provide reasonable protection against harmful interference in a residential installation. This equipment generates, uses and can radiate radio frequency energy and, if not installed and used in accordance with the instructions, may cause harmful interference to radio communications. However, there is no guarantee that interference will not occur in a particular installation. If this equipment does cause harmful interference to radio or television reception, which can be determined by turning the equipment off and on, the user is encouraged to try to correct the interference by one or more of the following measures:

1. Reorient or relocate the receiving antenna.
2. Increase the separation between the equipment and receiver.
3. Connect the equipment into an outlet on a circuit different from that to which the receiver is connected.
4. Consult the dealer or an experienced radio/TV technician for help.

IC notice

This device contains licence-exempt transmitter(s)/receiver(s) that comply with Innovation, Science and Economic Development Canada's licence-exempt RSS(s). Operation is subject to the following two conditions:

(1) This device may not cause interference. (2) This device must accept any interference, including interference that may cause undesired operation of the device.

L'émetteur/récepteur exempt de licence contenu dans le présent appareil est conforme aux CNR d'Innovation, Sciences et Développement économique Canada applicables aux appareils radio exempts de licence. L'exploitation est autorisée aux deux conditions suivantes :

(1) L'appareil ne doit pas produire de brouillage; (2) L'appareil doit accepter tout brouillage radioélectrique subi, même si le brouillage est susceptible d'en compromettre le fonctionnement.

This equipment complies with ISED radiation exposure limits set forth for an uncontrolled environment. End user must follow the specific operating instructions for satisfying RF exposure compliance. This transmitter must not be co-located or operating in conjunction with any other antenna or transmitter. The portable device is designed to meet the requirements for exposure to radio waves established by the ISED.

Cet équipement est conforme aux limites d'exposition aux rayonnements ISED établies pour un environnement non contrôlé. L'utilisateur final doit suivre les instructions spécifiques pour satisfaire les normes. Cet émetteur ne doit pas être co-implanté ou fonctionner en conjonction avec toute autre antenne ou transmetteur. Le dispositif portatif est conçu pour répondre aux exigences d'exposition aux ondes radio établie par le développement énergétique DURABLE.

EU

Nomono AS declares that the Sound Capsule as a whole, the Space Recorder, Stellar Mic and Charging Case follows the Radio Emissions Directive, and tested to the relevant standards, as well as the relevant standards for safety. A copy of our declaration of conformity is available at <https://knowledge.nomono.co/declaration-of-conformity>

Stellar Mic:

Freq. range: 2402 - 2480 MHz

Power: < 3 dBm e.i.r.p.

Space Recorder:

Freq. range 2.4 GHz: 2402 - 2480 MHz


Freq. range 5 GHz: 5150 – 5350 / 5470 – 5895 MHz

Power 2.4 GHz: < 20 dBm e.i.r.p.

Power 5 GHz: < 20 dBm e.i.r.p.

Environmental friendly disposal








The  symbol on the product signifies...
WEEE - statement to be added

Australia

(DOC awaiting Australian representative)

Product markings

US	Stellar mic: FCC-ID 2A9CX-MIC1 Space Recorder: FCC-ID 2A9CX-REC1 
EU	 
UK	
AUS/NZ	
CA	Stellar Mic IC ID: 29748-MIC1 Space Recorder IC ID: 29748-REC1
Power	Charging Case: Input: 5V - 12V DC, 1.7A Output: 5V DC 2.4A Space Recorder: Input: 5V - 12V DC, 2.6A (Stellar Mic: Input: 5V DC, 200mA*) <small>*Only charge the Stellar Mic with Nomono-provided chargers, eg. the Charging Case</small>

Notice

© 2023 Nomono AS. All rights reserved.

Use of the Nomono wordmark and logos for commercial purposes without the prior written consent of Nomono may constitute trademark infringement and unfair competition.

Nomono wordmark, device mark and app icon are registered trademarks in Norway and other countries and regions.

Other products and company names mentioned herein may be trademarks of the respective companies.

No licence, express, implied or otherwise, is granted hereby under any patents, copyrights or other intellectual property rights of Nomono or others.

Nomono disclaims any and all liability for any losses or damages incurred by you or third parties arising from alteration, modification, copying or reverse engineering.

Every effort has been made to ensure that the information in this manual is accurate. Nomono is not responsible for printing or clerical errors.

EN To download this user manual in a different language, visit knowledge.nomono.co.

DE Wenn Sie dieses Benutzerhandbuch in einer anderen Sprache herunterladen möchten, besuchen Sie knowledge.nomono.co.

FR Pour télécharger ce mode d'emploi dans une autre langue, rendez-vous sur la page knowledge.nomono.co.

ES Para descargar este manual de usuario en otro idioma, visite knowledge.nomono.co.

IT Per scaricare questo manuale utente in un'altra lingua, visita knowledge.nomono.co.

PT Para baixar este manual do usuário em outro idioma, acesse knowledge.nomono.co.

NO For å laste ned denne brukerhåndboken på et annet språk, besøk knowledge.nomono.co.

SE För att ladda ner den här bruksanvisningen på ett annat språk, besök knowledge.nomono.co.

DA Hvis du vil downloade denne brugervejledning på et andet sprog, besøg knowledge.nomono.co.