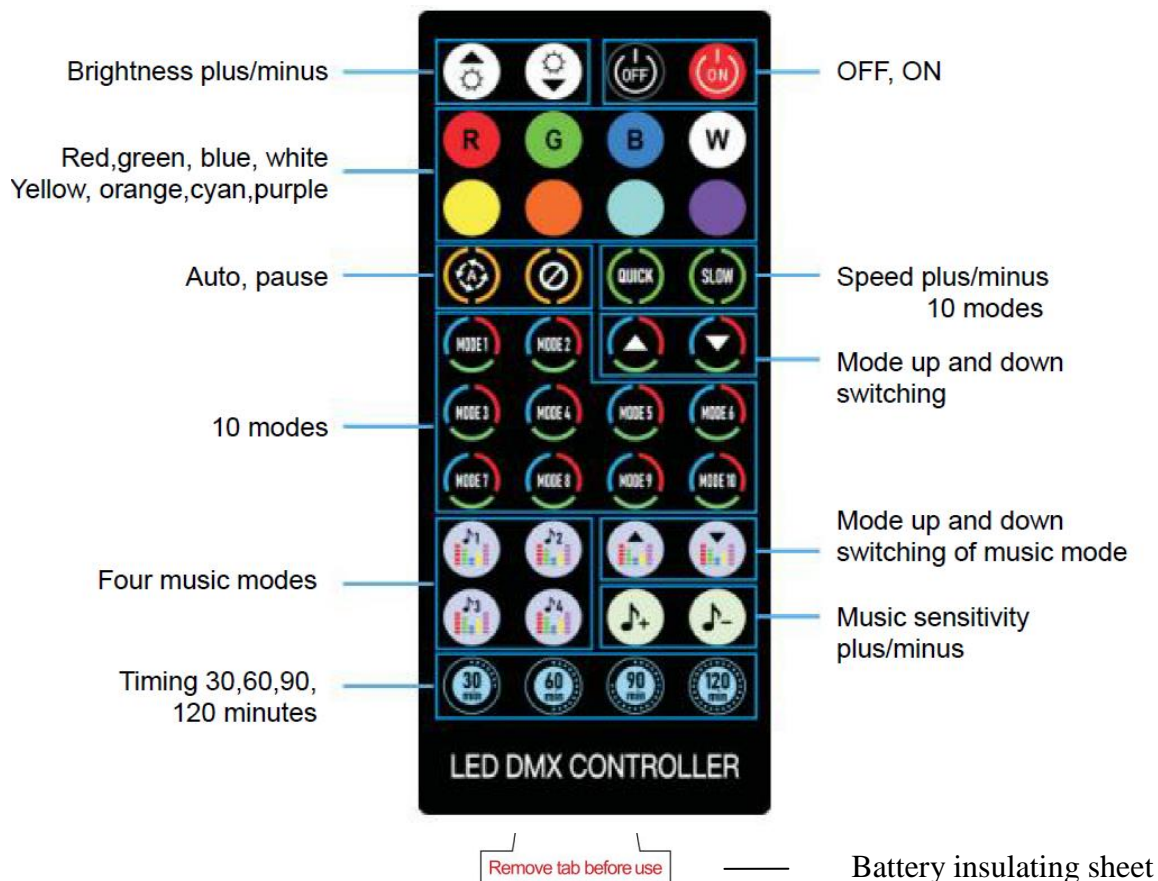














Remove tab before use

44keys RF Remote
 Mode:GJRF4001
 Remote Type: RF wireless
 Work temperature: -20to +55℃
 Battery:CR2032



	Brightness Increase/Reduce	Static color increases brightness /reduce brightness
	ON/OFF	Light on and off
	Static color	Red/Green/Blue/White/Yellow/Orange/Cyan/Purple
	Auto	All dynamic functions are executed once, 180 in total
	Pause/Start	When the function is dynamic, it can be paused. Press again to start.
	Speed up/Speed down	Dynamic mode speeds up Dynamic mode speeds down
	MODE 1:More static colors MODE 2-MODE 10 Dynamic mode	<p>MODE 1:There are 6 static colors. Press the “Previous function” key of the function key to view another 5 colors.</p> <p>MODE 2:Rainbow. Press the “Next function” key of the function key to view rainbow in the other direction</p> <p>MODE 3:Open Window Overlay chasing. Press the “Previous function” key of the function key to view another 13functions.</p> <p>MODE 4:Close Window Overlay chasing. Press the “Previous function” key of the function key to view another 13functions.</p> <p>MODE 4:Close Window Overlay chasing. Press the “Previous function” key of the function key to view another 13functions.</p> <p>MODE 5:Mixed color forward chasing. Press the “Previous function” key of the function key to view another 13functions.</p> <p>MODE 6:Mixed color reverse chasing. Press the “Previous function” key of the function key to view another 13functions.</p>

		<p>MODE 7:Fade. Press the “Previous function” key of the function key to view another 13functions.</p> <p>MODE 8:Jump. Press the “Previous function” key of the function key to view another 13functions.</p> <p>MODE 9:Stacking. Press the “Previous function” key of the function key to view another 13functions.</p> <p>MODE 10:Single light rotation chasing. Press the “Previous function” key of the function key to view another 13functions.</p>
	Previous function/Next function	Up and down function switching from Mode 1 to Mode 10,106 functions in total
	Sound Modes	<p>Music 1:Jump</p> <p>Music 2:Close Window Chasing</p> <p>Music 3:Open Window Chasing</p> <p>Music 4:Pulsation</p>
	Sound Modes switching	Four sound modes switching
	Sound modes sensitivity modulation	The sensitivity of external sound perception can be manually adjusted according to the volume and distance
	Timing	After timing, the light will turn off when the time is up.

FCC Statement

This device complies with Part 15 of the FCC Rules. Operation is subject to the following two conditions:

(1) This device may not cause harmful interference.

(2) This device must accept any interference received, including interference that may cause undesired operation.

2. Changes or modifications not expressly approved by the party responsible for compliance could void the user's authority to operate the equipment.

Note: This equipment has been tested and found to comply with the limits for a class B digital device, pursuant to Part 15 of the FCC Rules. These limits are designed to provide reasonable protection against harmful interference in a residential installation.

This equipment generates uses and can radiate radio frequency energy and, if not installed and used in accordance with the instructions, may cause harmful interference to radio communications. However, there is no guarantee that interference will not occur in a particular installation. If this equipment does cause harmful interference to radio or television reception, which can be determined by turning the equipment off and on, the user is encouraged to try to correct the interference by one or more of the following measures:

- Reorient or relocate the receiving antenna.
- Increase the separation between the equipment and receiver.
- Connect the equipment into an outlet on a circuit different from that to which the receiver is connected.
- Consult the dealer or an experienced radio/TV technician for help.