

VIBRATOR CARE INSTRUCTIONS

Take care when using the vibrator for the first time, vibration can be intense

1. Clean your vibrator after every use.
2. Take care when cleaning your vibrator remember it is an electrical item, moisture can damage the product and also react with the batteries.
3. Keep your vibrator clean and dry, store in a dry place, moisture can damage batteries and motor.
4. Always store your vibrator separately, different materials have different chemical configurations and may react with each other.
5. Always allow your vibrator to cool down before storing in a safe place, vibrators are electrical and motors get warm with use.
6. Excessive usage of the vibrator will wear out the motor and may cause the motor to over heat. If you feel your vibrator is getting unduly hot, switch off and allow it to cool down, before continuing to use.

WEEE:

This product is classified as Electrical and Electronic Equipment. Should the time come for you to dispose of this product, please ensure that you do so in accordance with the European Waste of Electrical and Electronic Equipment (WEEE) Directive and compliance with local laws relating to this directive.

FCC

15.19 - This device complies with part 15 of the FCC Rules. Operation is subject to the following two conditions: (1) This device may not cause harmful interference, and (2) this device must accept any interference received, including interference that may cause undesired operation.

15.21. - Changes or modifications not expressly approved by the party responsible for compliance could void the user's authority to operate the equipment.

15.105 - This equipment has been tested and found to comply with the limits for a Class B digital device, pursuant to part 15 of the FCC Rules. These limits are designed to provide reasonable protection against harmful interference in a residential installation. This equipment generates, uses and can radiate radio frequency energy and, if not installed and used in accordance with the instructions, may cause harmful interference to radio communications. However, there is no guarantee that interference will not occur in a particular installation. If this equipment does cause harmful interference to radio or television reception, which can be determined by turning the equipment off and on, the user is encouraged to try to correct the interference by one or more of the following measures:

- Reorient or relocate the receiving antenna.
- Increase the separation between the equipment and receiver.
- Connect the equipment into an outlet on a circuit different from that to which the receiver is connected.
- Consult the dealer or an experienced radio/TV technician for help.



FCC ID: 2A9BFR0REM0TE
IC ID: 29668-R0REM0TE



Rocks-Off

PLEASE KEEP PACKAGING
FOR FUTURE REFERENCE

ENGLISH WARNING STATEMENT:

This device complies with Industry Canada license-exempt RSS standard(s). Operation is subject to the following two conditions: (1) this device may not cause interference, and (2) this device must accept any interference, including interference that may cause undesired operation of the device."

FRENCH WARNING STATEMENT:

"Le présent appareil est conforme aux CNR d'Industrie Canada applicables aux appareilsradio exempts de licence. L'exploitation est autorisee aux deux conditions suivantes: (1) l'appareil ne doit pas produire de brouillage, et (2) l'utilisateur de l'appareil doit accepter tout brouillage radioelectrique sub, même si le brouillage est susceptible den compromettre le fonctionnement. "

RECHARGEABLE PRODUCTS INSTRUCTIONS ON CHARGING

- The product has a USB lead for charging, you can insert it into a computers USB port.
- The product may be partially charged on purchase but we recommend a full charging cycle before use. Charge the battery for at least 40 minutes before use.
- BE PATIENT - Do not switch on or use your vibrator during this first charging session, as this may affect the battery capacity.

RECHARGEABLE BATTERY INFORMATION

This product contains a Lithium Rechargeable Battery Pack. If battery leakage occurs, stop using immediately and avoid contact with skin. If skin contact occurs, immediately wash the area thoroughly with warm soapy water. If liquid leakage comes into contact with eyes or body tissue, immediately flush thoroughly with water and see a doctor. Treat this product with care to avoid battery leakage, combustion and explosion. Do not expose the battery pack to excessive physical shock. Do not take apart or attempt to repair the vibrator or battery. Do not touch the terminals of the vibrator with any metal objects.

WARNING

- To avoid injury or aggravation of pre-existing conditions, this device should not be used on swollen calves or unexplained calf pain
- If you are unsure or pregnant – please consult a doctor before use.
- By following these simple guidelines we are sure your new sex toy will give you great pleasure ... many, many, many times
- Please retain all packaging since it contains important information
- THIS IS NOT A CHILDREN'S TOY – ADULT USE ONLY
- Not for use by persons under the age of 18

IMPORTANT INFORMATION

This product must only be used with the charging device and cable supplied. Do not use the product when it is plugged in for charging. The power supply and vibrator should be regularly examined for damage. In the event of damage, do not use. Only operate when fully charged in accordance with instructions. Always store the adapter or charging unit and any associated cables in a dry place. Always charge this product in a dry place. Always disconnect from the power supply before cleaning this product.

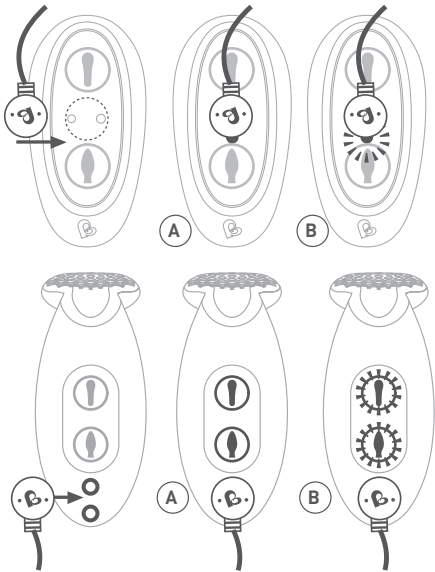
This product is guaranteed for 12 months from date and proof of purchase. For use in water up to 1 meter depth for up to 30 mins. Caution : If the product is used in close contact with high power water jets (such as a jacuzzi) or has been left fully submerged for an extended period, it may extensively damage or effect the enjoyment and longevity of the product.

RECHARGING INSTRUCTIONS

- Attach the magnetic USB head to the toy instructed **(A)** below, and plug in to USB power source.
- The light will be constant while the product is charging.
- When fully charged the light will flash **(B)**.
- The toy will complete its charge in around 1 hours.
- For optimal performance fully charge the product before your first use.
- Remove magnetic head from toy and disconnect from USB power source once charging is completed.

CHARGING YOUR COCKTAIL

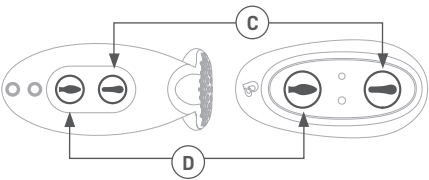
- **(A)** Before you first use, please charge the product fully, using the magnetic 'click & charge' USB cable provided. The LED light on the remote control will light up continuously while charging.
- **(B)** Once charged the LED will flash continuously, the product can now be unplugged and used.



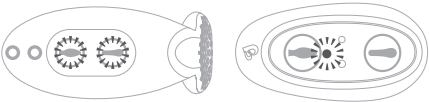
ENJOYING YOUR COCKTAIL

- This is a dual independent motor and remote- control product. The motors for the Plug and Shaft can be controlled to provide either single or dual motor stimulation whilst in use.

The product can be operated manually or via the remote control.



- To activate the COCKTAIL and remote press either button **(C)** or **(D)** for 3 seconds on both the product and remote.



- When activated the LED light will flash.

- Once activated you can cycle though the 10 settings for each motor by pressing button **(C)** for the shaft motor, or button **(D)** for the plug motor.

- You can turn off/on each motor independently by holding down the **(C)** or **(D)** button for 3 seconds.

- The product will automatically re-enter standby (flashing LED) if you turn off the all the motors.

- While in standby holding either button **(C)** or **(D)** for 3 seconds will turn the product completely off.

- The LED is on constant for all settings.

- A fast flashing on the LED during use indicates that the battery is low.

