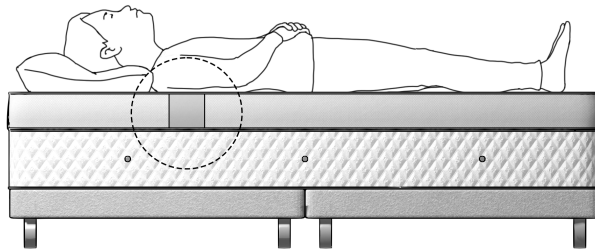


How to use

This product can be used immediately after installation, without further administration

1. The product will automatically initiate sleep-tracking when in use.



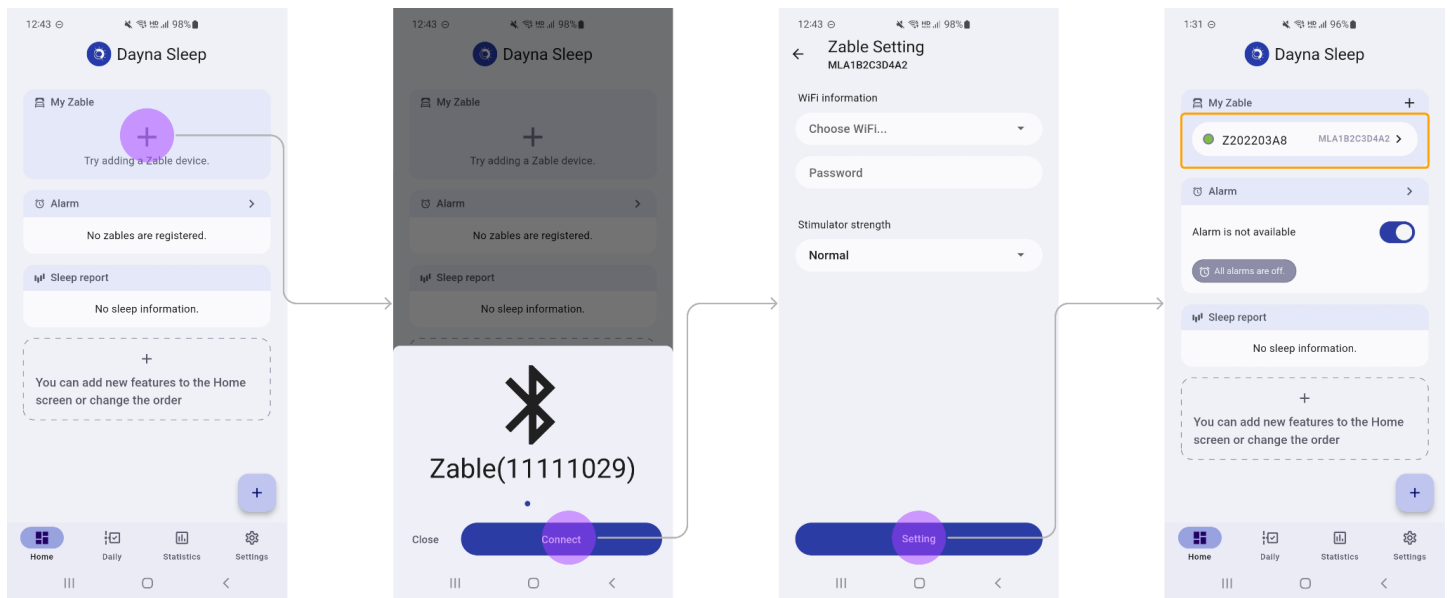
2. Provides very low stimulation feedback when the user goes to sleep.
 - The level of stimulation that the user cannot directly feel does not interfere with sleep.
3. Sleep tracking ends when the user removes themselves from the bed.
4. Sleep log results can be checked through the downloaded Dayna app.
 - go.dayna.app, you can install the Dayna app by clicking the Play Store or App Store link.

How to use the app

Launch the downloaded app.

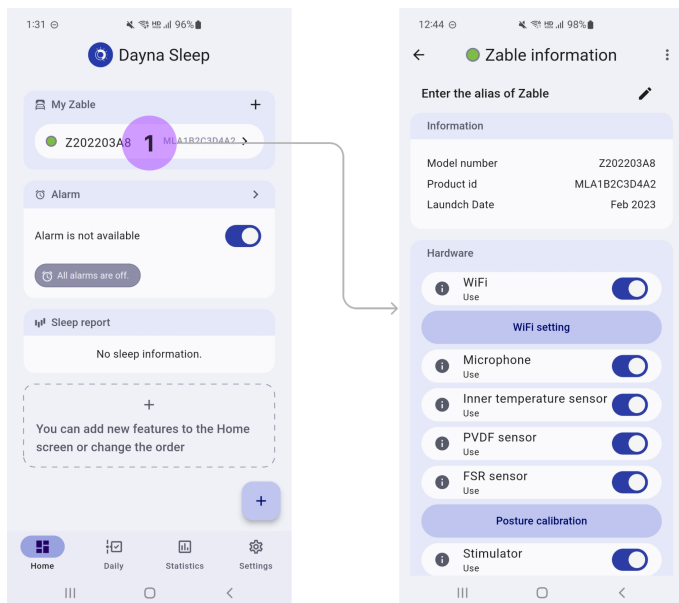
Connect to a product

1. Tap the Add button.
2. Tap the Connect button to go to the settings screen.
3. Set the WIFI password and stimulation sensitivity, then tap the Set button.
4. After setup is complete, the registered product will be displayed in the app.



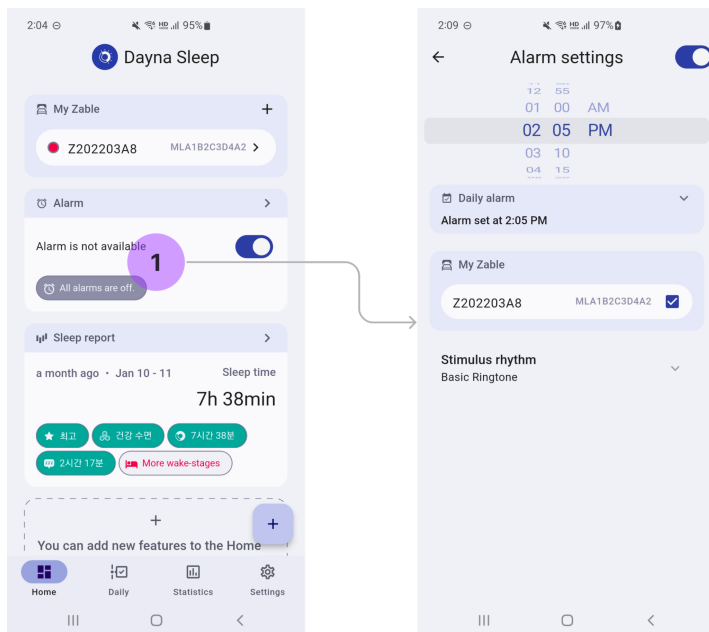
Viewing product information and setting sensors and features

Tap the registered product on the app screen.



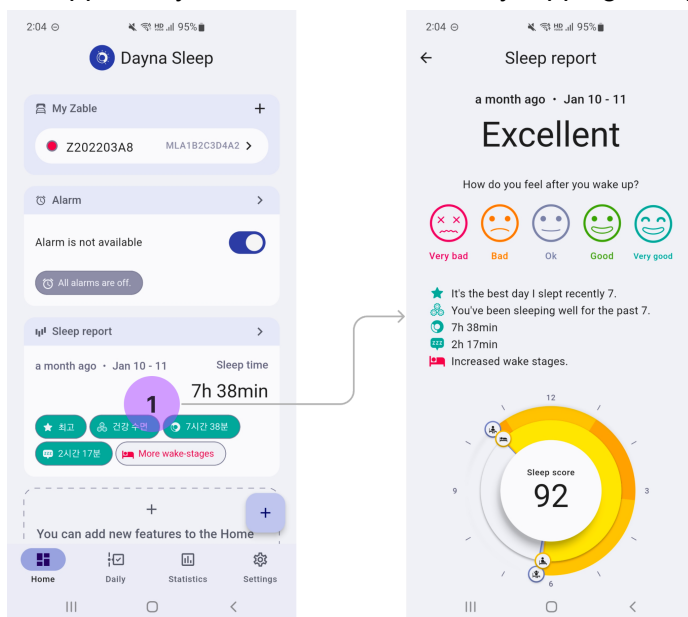
Set alarms

You can set alarms for your registered products. Changes are automatically saved and updated when connected to the product.



Viewing sleep logs

Sleep log is generated after you sleep on a product. You will see the new sleep information when you turn on the app, and you can see the details by tapping Sleep report.



Precautions for use

- Zable contains a sensor for sleep tracking and feedback, hence sleep-related functions will not work as intended if the mattress is placed in an improper manner.
- If liquids such as water is spilled on the product, immediately disconnect the power cable from the outlet to cut off the power. After drying sufficiently, connect the power and use it. If malfunction issues persist and the device does not work extensively , please contact customer service.
- In particular, if liquids such as water geton the connector where the power is connected, cut off the power immediately.
- This product is recommended to be used on a bed frame as a mattress. \Using this product without a bed frame (placing it on the floor etc.) may cause excessive and unintended noise between different levels or storeys.

- In the case of two people, when reinstalling after removing the mattress, ensure to reinstall it with care, confirming that the position of the mattresses are in order and in their correct locations. If mattress positions are alternated, the information collected by sleep-track may also be reversed.
- Do not arbitrarily remove the microphone attached to the Sleep Enhancer or connect another USB. It may cause a malfunction.

Washing method

- For products that cannot be washed normally, professional dry cleaning services are available through Zable Cleaning Service. For details, please check via the customer center.
- It is recommended to use with a duvet or mattress cover on.
- The product may be damaged if stored outdoors in high temperature and/or humidity or in a low temperature environments (below 10 degrees Celsius).

Failure and Customer Center

- After installation of the product, if a repeated "beep" is played instead of the intended melody, unplug the device and re-attempt to install the device. If the repeated "beep" persists after reinstallation, please contact the customer center below.
- After installing the product and connecting it to the power, the product starts operating within 30 seconds. If there is no sound after 30 seconds, please contact customer service.

Customer Center Information

- BRLAB Inc.
- 9th floor, Hana Building, 18 Teheran-ro 10-gil, Gangnam-gu, Seoul
- Tel: 070-8648-3974
 - Weekdays 10:00 ~ 16:00 | Closed on weekends and holidays
- mail: support@dayna.app

FCC statement

- This device complies with part 15 of the FCC Rules. Operation is subject to the following two conditions: (1) This device may not cause harmful interference, and (2) this device must accept any interference received, including interference that may cause undesired operation.
- This equipment has been tested and found to comply with the limits for a Class B digital device, pursuant to part 15 of the FCC Rules. These limits are designed to provide reasonable protection against harmful interference in a residential installation. This equipment generates, uses and can radiate radio frequency energy and, if not installed and used in accordance with the instructions, may cause harmful interference to radio communications. However, there is no guarantee that interference will not occur in a particular installation. If this equipment does cause harmful interference to radio or television reception, which can be determined by turning the equipment off and on, the user is encouraged to try to correct the interference by one or more of the following measures:
 - Reorient or relocate the receiving antenna.

- Increase the separation between the equipment and receiver.
- Connect the equipment into an outlet on a circuit different from that to which the receiver is connected.
- Consult the dealer or an experienced radio/TV technician for help.
- Changes or modifications not expressly approved by the party responsible for compliance could void the user's authority to operate the equipment.
- This device complies with RF exposure requirement.

Quality assurance certificate

(this does not apply to printouts)

Date	Content
22.07.06	Draft
22.07.02 22.07.14	2-person product installation Added additional manufacturer (TBD -> B.R.A.B.)
22.07. 25	Add image Delete zipper bag Change product name (Dana -> Zable)
22.07.26	Add image
22.12.20	Delete topper-related parts and change contents to mattress
23.01.06	Add Battery Safety Precautions

23.02.14

Add FCC statement
Add app instruction