
Bluetooth antenna of PCB on-board specification

V1.0

1、Index

Item	Content	Page	Remark
1	Index	1	
2	Specification	2	
3	Return Loss	2	
4	Radiation Pattern	3	

Document Type: PCB Antenna
Document Version: V2.0
Release Date: Jan 25, 2020

Tangshan HongJia Technology Co.,Ltd

Telephone: 86-18131562111

2、Specification

Product Number: PCB Antenna

Sample Photo:



A. Electrical Characteristics

Frequency	2400 ~ 2500 MHz
S.W.R.	≤ 2.0
Gain	2.02 dBi
Efficiency	~ 50%
Polarization	Linear
Impedance	50 Ohm

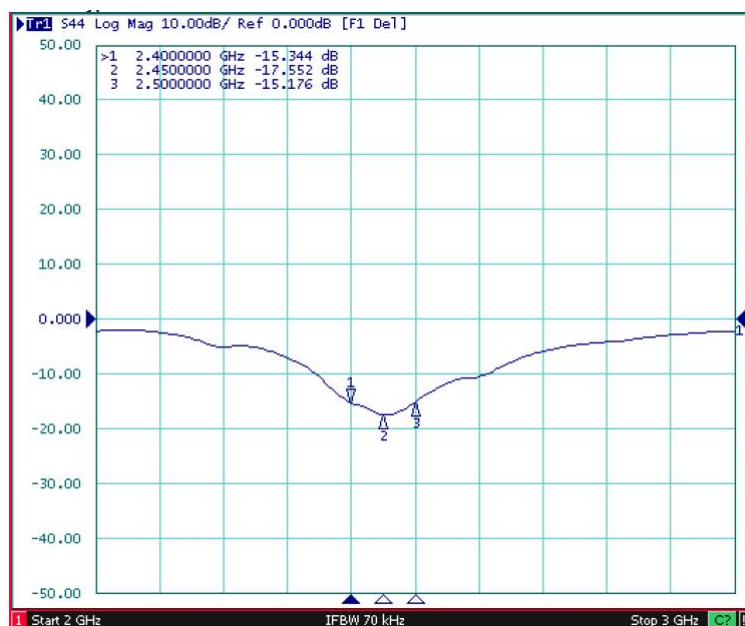
B. Material & Mechanical Characteristics

Material of Radiator	plated copper
----------------------	---------------

C. Environmental

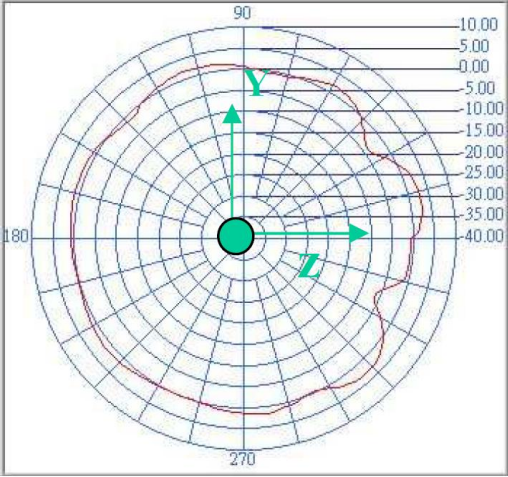
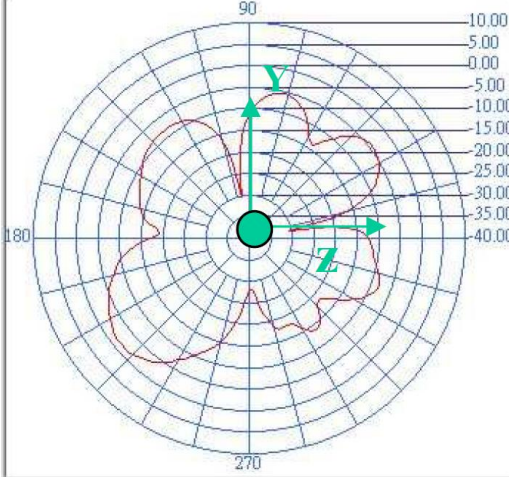
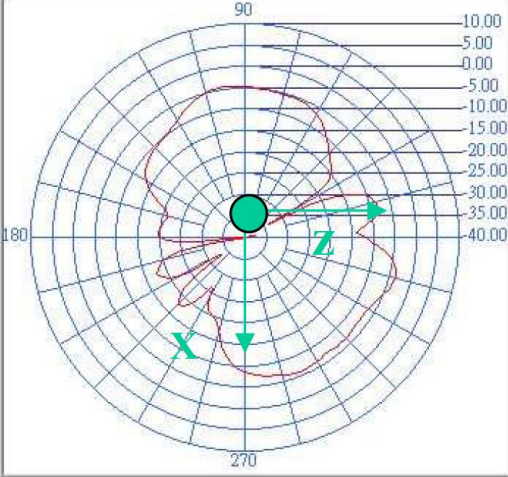
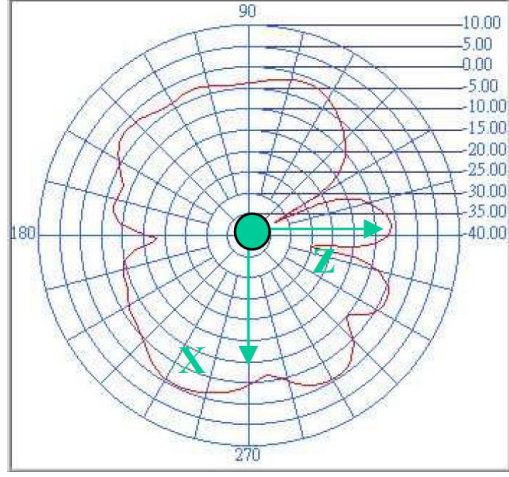
Operation Temperature	- 40°C ~ + 85°C
Storage Temperature	- 40°C ~ + 105°C

3、Return Loss



4、Radiation Pattern

Radiation Pattern and Gain were dependent on measurement board design. The specification of coil antenna was measured based on the PCB size and installation position as shown in the below figure Test Board.

	Vertical	Horizontal
Y - Z Plane Average Gain=1.19 dBi		
	Peak Gain = 2.02 dBi Average Gain = 0.71 dBi	Peak Gain= -1.37 dBi Average Gain=-8.6 dBi
X - Z Plane Average Gain=-2.91dBi		
	Peak Gain= -3.76 dBi Average Gain= -8.72dBi	Peak Gain= -0.25 dBi Average Gain= -4.24 dBi

