

# Smart Watch

## Model : S001



[www.bbjt88.com/](http://www.bbjt88.com/)



# Preface

Thank you for choosing our products. The smart watch is a special terminal with the functions of positioning, anti-demolition, waterproof, data receiving and sending, etc. It is applied to the management of community correctional personnel, community drug treatment personnel, the management of relatives leaving prison, the management of monitoring residents, the management of medical personnel on bail and the management of key groups. Please read this manual patiently and set the function of the watch according to the operation steps.

## 一、Main functions of watch

- (1) GPS, WiFi real-time positioning
- (2) Offline alarm
- (3) Low battery, broken watch strap, watch falling off alarm
- (4) Historical track query
- (5) Heart rate, body temperature, step count, blood oxygen detection
- (6) Electronic fence alarm
- (7) Multi-mechanical anti-disassembly, electronic anti-disassembly
- (8) Key area alarm
- (9) IP68 dustproof and waterproof
- (10) Low energy consumption, durable standby
- (11) Voice call (NB version does not have this function)
- (12) 4G all-network communication (NB version does not have this function)
- (13) Video surveillance (NB version does not have this function)
- (14) Remote listening (NB version does not have this function)

## 二、Functions

- (1) Real-time positioning: use GPS and WIFI dual positioning to accurately lock users, set positioning frequency in the background, and view personnel location information in real time.
- (2) Disconnection alarm: When the watch is disconnected/dropped, the device end and software end (APP, web) will immediately receive the information.
- (3) IP68 waterproof: the equipment is completely immersed in 2m deep water for half an hour, and the product performance is good.
- (4) APP background management: APP and web end view watch status and control watch functions.
- (5) Low battery alarm: when the device is in low battery state, the wearer will be reminded to charge in time by ringing the alarm, and the alarm information will be displayed at the software end.
- (6) Electronic fence: the fence range can be set (adjustable). When the watch exceeds the fence range, the software end (APP, web end) will immediately receive the alarm message.
- (7) Charging: It supports two designs: magnetic charging and portable charging bank. During charging, the watch can be used normally and is very convenient.

(8) Key areas: the platform end sets the forbidden range for the wearer. When the wearer enters, the device will send the forbidden alarm command to the background, and the APP end supervisor can effectively control the wearer's behavior.

(9) Heart rate and body temperature: the function of heart rate and body temperature. At the software end, the stored heart rate and body temperature can be displayed on the APP or the background to understand the health of the wearer.

(10) Two-way call (NB version does not have this function): the device has communication function, which can realize two-way call.

(11) Video monitoring (NB version does not have this function): You can send instructions through the background APP to view the wearer's behavior status.

(12) Remote listening (NB version does not have this function): listen to the sound around the wearer in one direction remotely, and understand the wearer's dynamics safely and effectively.

### 三、Component introduction

#### 3.1 Key introduction

- ①Introduction to key display screen    ②Electronic dual-circuit anti-disassembly strap  
③Power Bank charging interface    ④Bellmouth  
⑤On/Off key    ⑥Anti-removal latch    ⑦ Mobile charging bank

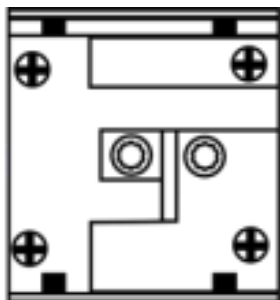


## 四、Description of anti-release function

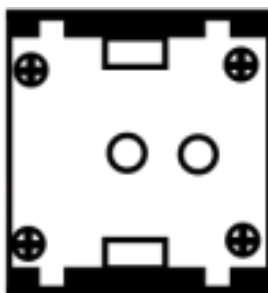
### 4.1 Disassembly prevention function

- (1) The anti-disassembly buckle function adopts mechanical anti-disassembly and forced disassembly alarm
- (2) The wrist strap adopts electronic dual-circuit anti-disassembly and shearing alarm
- (3) Falling off alarm
- (4) The lower cover is fixed at the two fixing holes at one end of the watch band, and the other watch is placed on the lower cover. The upper cover is fixed by placing a conductive sheet on the watch band and fixing it with two screws, and then the protective cover is covered.


Lower cover



Upper cover



Assemble



## 五、Description of anti-release function

### 5.1 Power Bank

- 1. Type-c charging interface
- 2. Snap type for easy removal
- 3. 1600mAh large capacity
- 4. See the video for the video tutorial of Power Bank



## 六、Platform introduction and use

### 6.1 Home function interface



#### (1) Home page

To view the position of the watch.

#### (2) User management

Batch management of users.

User list: view all users. You can add or delete users, modify user login name, login password, user nickname, and user avatar.

Department management: add, delete and name departments.

Job management: add or delete jobs and name jobs for corresponding departments.

Employee management: add and delete employees, assign departments and jobs to employees, and view basic information of employees.

#### (3) Entering and exiting the bridge

View and edit the basic information of the supervised personnel, and set up the supervisor, electronic fence and key fence.

#### (4) Fence management

Add and delete electronic fences, and edit the scope and name of the fence.

#### (5) Issue instructions

Obtain the real-time position of the supervised person, including track playback, video call, and video monitoring instructions.

#### (6) Equipment management

Add, delete and edit equipment.

#### (7) Operation history

View GPS records, fence records, delete fence records, heart rate records, power records, and equipment status records.

#### (8) Approval management

Approving the leave application of the supervised person can also help the supervised person ask for leave.

#### (9) Permission management

Role management and resource management.

#### (10) Health warning

Health setting for the supervised person.

Health monitoring: check the power information, blood oxygen content, heart rate information, step number information and question information of the supervised personnel at different times.

Health configuration: set the heart rate, body temperature and equipment of the supervised personnel.

## 七、APP download and login

### 7.1 APPdownload:

You can download and install the smart watch mobile APP "handlebar smart" in the following two ways.

#### Method 1:

Please use the QR code of "APP Download" or the QR code below to download and install the APP in the mobile browser or WeChat scanning watch function menu.

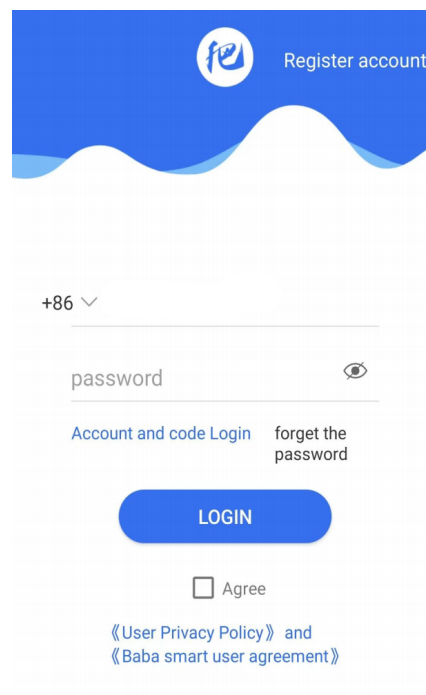


#### Method 2:

Search for "baba intelligence" in Android (360 Mobile Assistant, Xiaomi App Store) or Apple (APP STORE) and other major mobile phone brand application markets, download and install APP.

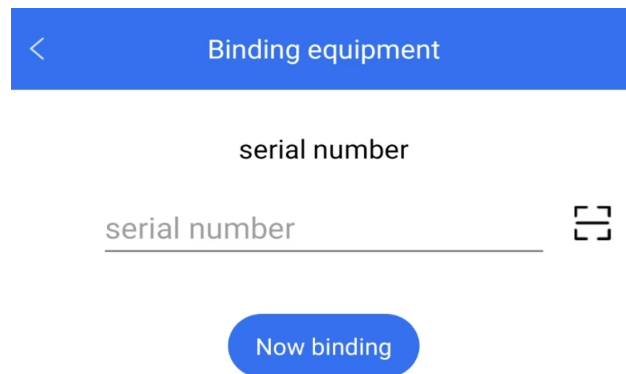
### 7.2APP login

After the APP is installed, you need to log in to the account through the mobile phone verification code.

A screenshot of the APP login interface. At the top, there is a blue header with a white circular logo on the left and the text 'Register account' on the right. Below the header, the background is light gray. There is a phone number input field with a dropdown arrow showing '+86'. Below that is a password input field with a placeholder 'password' and an eye icon to toggle visibility. Under the password field, there are two links: 'Account and code Login' in blue and 'forget the password' in gray. A large blue rounded rectangular button with the text 'LOGIN' in white is centered below the links. At the bottom, there is a checkbox labeled 'Agree' and two links: '《User Privacy Policy》' and '《Baba smart user agreement》' in blue.


### 7.3 Binding mobile phones

After the APP login is completed, click the smart watch bar to enter the category watch page. After entering, you can operate the watch.



< Binding equipment

serial number

serial number 

Now binding

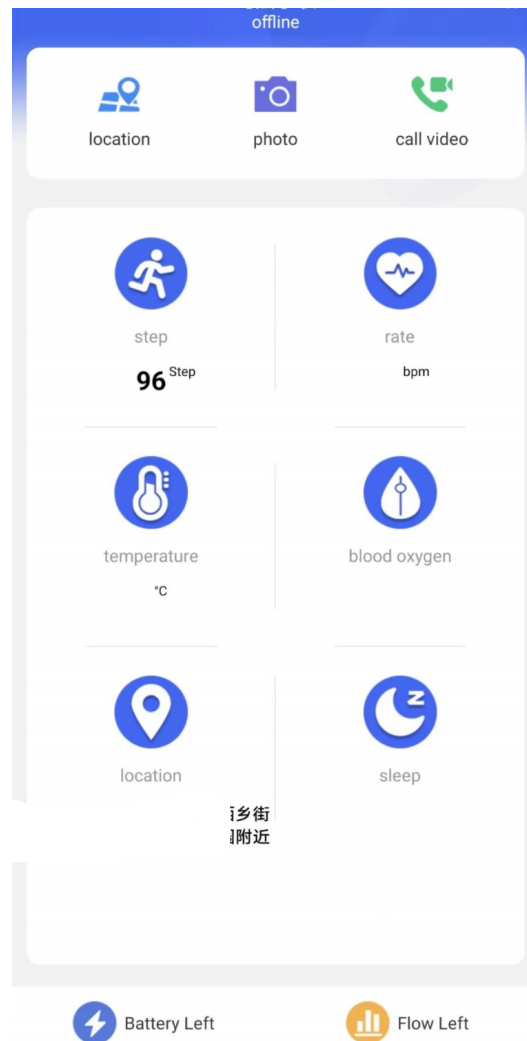
## 八、APP function introduction

### 8.1 Home function interface

(1) Wechat: When information is sent on the app, the supervised person's watch will directly pop up the announcement content.

(2) Location information (real-time view of the watch's location )=: The map interface can display the watch's location. Click the "location" icon, and the watch will start to report a real-time location information. The default time for reporting the location is 10 minutes. Please read the introduction of location mode for details. The positioning mode of the watch (GPS, WIFI or base station positioning) can be displayed in real time on the map interface.





(3) Location mode: set the time interval for the watch to report the server location (the shorter the time interval, the more accurate the location, but the shorter the watch's life span, otherwise the use time will be extended).

(4) Remote photographing (NB version does not have this function): click the remote photographing button, the watch will automatically and silently

Take photos and transfer them to mobile APP. This function only supports watches with camera function.

(5) Body temperature, heart rate, blood oxygen, steps, blood pressure: the wearer's body temperature

The data of heart rate, blood oxygen, steps, and blood pressure should pay attention to the health of the supervised person at any time.

(6) Electronic fence: set the electronic fence range of the equipment. When the equipment leaves the electronic fence, the bound administrator will receive the alarm information.

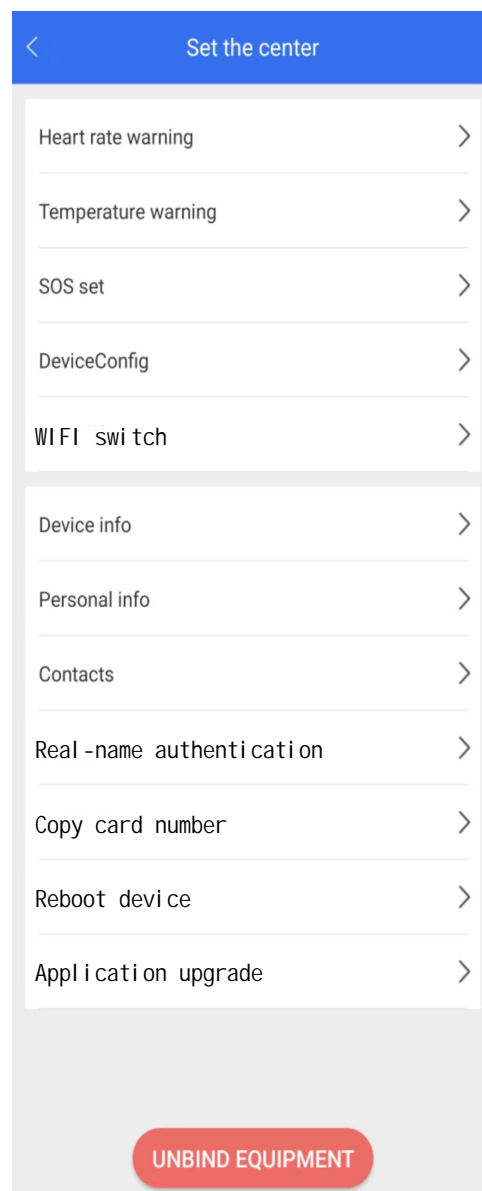
(7) Key fence: set the range of equipment key fence. When the equipment enters the key fence, the bound administrator will receive the alarm information.

(8) Historical track: The device will send its status in real time when it is connected to the network, and the historical track can be viewed on the mobile APP.

(9) Query the power: display the power of the watch in real time, and receive a low power alarm when the power is low.

(10) Device message: After the watch alarms, the client will receive the alarm push, and can enter the information center to view the specific contents, including SOS reminder, safety zone warning, low battery alarm, etc.

## 8.2 Setting function page



(1) Personal information

Click personal information to modify user information, user can modify birthday and nickname, and add emergency contact information.

(2) Heart rate and temperature warning

Click the heart rate or temperature warning to set the warning range and reporting interval (minutes).

(3) Device information

Displays the device version and system version.

(4) Approval

If the wearer asks for leave, the supervisor's mobile phone can be approved .

(5) SOS settings

The watch will alarm after pressing the SOS button for 3 seconds in an emergency.

(6) Remote restart

The watch cannot be restarted by pressing the key after it is turned on and working normally. It can only be restarted remotely by app. After the remote shutdown, the user will not be able to obtain the specific location of the watch and other relevant information. Only after the device is turned on by pressing the power-on key can the user obtain the relevant information of the watch again, please pay special attention.

(7) Unbinding

When you click the unbind button, the user who is bound to the watch will be unbound.

## 九、Troubleshooting and important matters

The following situations may occur during the use of the watch. Please refer to the solution. If it still cannot be eliminated, please contact the dealer or go to the designated after-sales service point for treatment.

## **9.1 When the watch is turned on for the first time, the APP or platform display is not activated:**

- Check whether the IMEI of the watch is consistent with that on the platform;
- Please wait a little longer to see if the watch is connected to the network or restart the watch.

### **There are two situations when you can't register**

- A. Prompt that the equipment number does not exist or has been registered, and must be handled by the agent;
- B. Prompt that the account has been registered, that is, the account has been registered. The customer only needs to change an account to register again.

## **9.2 The use time of the watch is very short**

- The watch battery is not fully charged. Please fully charge the watch according to the relevant instructions in this manual.
- SIM card is used and the network signal is poor.
- Ask for a long time to call, frequently or continuously use the watch, such as settings, programs, music, etc.

## **9.3 Does the watch fail to charge normally?**

- Check whether the battery is available and assembled correctly. If the battery is damaged, please replace it immediately.
- Check whether the power adapter or computer USB interface is powered normally. If not, replace the power supply device.
- Check whether the magnetic suction charging wire is damaged or connected correctly. If it is damaged, replace the magnetic suction charging wire.

## **9.4 Poor voice quality?**

The watch signal is not good during local call. Please adjust the call location.

## **9.5 Inaccurate watch positioning? (Only locate version and model)**

- There are errors in GPS or base station positioning, and the error of base station relative to GPS positioning is greater. Check whether the watch network data connection is normal.

## **9.6 Charging reminder**

- For the first time, please charge the watch for more than 4 hours, and then charge it for 2 to 3 hours each time.
- If you do not use the watch for a long time, please charge the watch at intervals to prevent the normal use of the watch due to the depletion of standby power.
- In normal use, the positioning is set to manual positioning mode, which will save power to a certain extent.
- The power adapter must be certified by China 3C. Charging the watch with a power adapter without 3C certification may cause damage to the battery or watch.

#### 9.7 Waterproof performance description

The watch can be splash-proof (such as washing hands and wearing it in rainy days): the waterproof immersion ability is tested under controlled conditions with reference to GB4208 standard, and the waterproof grade of the ex-factory product is IPX7; The waterproof performance of the watch is not permanent. To ensure the normal use of the watch, please follow the following tips:

- It is recommended not to wear a watch in bathing, sauna, swimming and hot spring;
- Avoid replacing SIM card or charging when the water is not dry;
- Avoid placing the watch in the environment where water flows (such as tap, water gun, etc.);
- Avoid immersing the watch in water for a long time;
- Wipe the sweat stains on the watch in time;
- Avoid falling or hitting the watch (which may damage the waterproof function);
- Avoid contacting any liquid other than clean water (such as wine, sea water, salt water, detergent, etc.);
- The waterproof of the watch is not a permanent feature, which may affect the waterproof function with the aging of the waterproof ring or accidental impact;
- If the device is used in water, the touch screen and other functions may not work properly;
- After immersion, some functions of the watch will be affected, such as sound distortion, which is normal.

After the water accumulated in the horn hole and the microphone hole is drained or dried naturally, it can be used normally.

## 十、Safety warnings and precautions

Before using the product, please read and observe the following precautions to avoid danger or illegality

And ensure the best performance of this product. The packing box and instructions have important contents, please do not discard them.

Safety warning for battery and power adapter

- This product does not come with a power adapter as standard. If the user wants to use the power adapter

For charging, our company recommends using the 5V/0.5A power adapter certified by the National Compulsory 3C

Device. Otherwise, the product may be damaged or even cause safety hazards.

- Do not put the battery in a high temperature environment, do not disassemble, bump, squeeze, short-circuit, or modify it

The battery may be put into fire to avoid liquid leakage, overheating, fire or burst. Battery immersion

Do not use after. If the battery leaks, please do not contact the skin or eyes with the leaked liquid;

In case of contact with skin or eyes, please wash immediately with water and go to the hospital for medical treatment.

The charging power terminal shall not be short-circuited, otherwise it may cause safety hazard. When charging is completed or not

Please disconnect the charging connection actively when power is on.

- If charging with the power adapter, disconnect the power adapter from the power socket

If the device or USB cable is damaged, please stop using it immediately until it is replaced or repaired.

- Do not use this product during charging.
- Please do not put this product close to the ignition source, and do not place it in or around the heating equipment, such as microwave

Oven, oven, etc., battery overheating may cause explosion.

[Warm tips]

Using the wrong type of battery may cause explosion hazard. Be sure to dispose of the used battery according to the instructions.

Maintenance

- This product is waterproof. Please do not soak it intentionally. Do not use external heating equipment such as microwave oven to heat it

Conduct drying treatment.

- Do not subject the product and its accessories to strong impact or vibration, so as not to damage the product and

Its accessories may cause the battery to burn or explode.

- Do not place this product and accessories in areas with high or low temperature, otherwise it may cause equipment

Battery failure. When the temperature is lower than 0 , the battery performance may be limited.

- Please do not use strong chemicals, detergents or detergents to clean this product or its accessories.

Please shut down the charger and disconnect the charger from the equipment before cleaning and maintenance.

- Do not disassemble this product and its accessories without authorization. The product contains circuits and batteries. To avoid damage

Or safety hazard occurs. Unauthorized disassembly will not enjoy the three-guarantee right.

- The LCD screen of this product is broken due to collision. Do not touch, touch the skin or try to remove the broken

Please stop using and contact the designated after-sales service point immediately. Periodically check the housing

Check whether the display screen and other components are damaged, and stop using if found damaged.

- Do not let the host machine touch sharp, coarse, hard objects or surfaces, otherwise it may be worn or

Damage to the host housing and screen.

- The host has a built-in horn. Do not put magnetic objects, magnetic metal objects, and magnetic objects near the host

To avoid damaging the machine or other objects.

Flammable and explosive areas

- Do not use it at the gas station (maintenance station) or near flammable substances and chemical agents

This product shall comply with all graphic or text instructions. Storage and transportation of fuel oil or chemical agent

Explosion or fire may be caused in or around the transmission area or explosive site.

- Do not store or transport this product and its accessories in the same box as flammable liquids, gases or explosives.

## Operating environment

Do not charge or use this product in high temperature, low cold, dusty, wet, dirty or close to the magnetic field, to avoid causing internal circuit failure of the equipment. Do not use this product in thunderstorm weather to avoid lightning or other injuries. In order to ensure the normal operation of this product, please ensure that its working environment temperature is - 10 ° C-40 .

## Medical treatment and transportation

In medical and health care places where the use of wireless devices is expressly prohibited, please close this product according to the regulations of the place. The wireless device may interfere with the flight system of the aircraft.

Please comply with the relevant regulations of the airline.

In places where the use of wireless devices is prohibited, please turn off this product. Please observe the relevant regulations restricting the use of this product when driving .

## Children's health

This product and its accessories contain small parts, which may cause suffocation or other hazards. An adult or adult shall assist in opening the product package and charging the product.

Children aged 3-14 should be used under the supervision of adults and are not suitable for children aged 3 and below.

## Environmental protection

Please comply with the local laws and regulations on the disposal of this product, battery and its accessories, and support the recycling action. Do not treat this product, battery and its accessories as ordinary household garbage. Discard this product at will. It may have an impact on the environment. Please recycle it properly.

## Emergency call

In case of emergency, if the product is turned on and in the service area, the equipment can be used for emergency call.

The network can not be connected in all cases, so in case of emergency.



## 十一、Legal statement

All rights reserved.

Without the written consent of Shenzhen Baba Intelligent Technology Co., Ltd., no unit or individual is allowed to extract or copy part or all of the contents of this manual without authorization. It shall not be broadcast in any form. The products described in this manual may include the technology, art, software and hardware that Shenzhen Baba Intelligent Co., Ltd. and its possible licensors enjoy copyright, unless the license of the relevant obligee is obtained; Otherwise, no one can copy, distribute, modify, extract, decompile, decrypt, lease, transfer, sublicense and other infringements of the aforementioned software in any form, except for those prohibited by applicable laws.

[Warm tips]

Some features and functions of the product and its accessories described in this manual depend on the service support of the local network or network operator, the software and hardware version of the product or the necessary accessories support. Therefore, the description in this manual may not be completely consistent with the product you purchased or its accessories.

### Third-party software statement

Third-party software and applications provided with this product. Therefore, Shenzhen will provide guarantee for these third-party software and applications by Intelligent Technology Co., Ltd. Shenzhen Baba Intelligent Technology Co., Ltd. provides you with support for these software and applications, and takes full responsibility for the normal functions of these software and applications. The service of third-party software and applications may be interrupted or terminated. Shenzhen Baba Intelligent Technology Co., Ltd. guarantees that any content or service can maintain its availability for any period. The third party transmits the contents or services through the network and transmission tools beyond the control of Shenzhen Intelligent Technology Co., Ltd.

To the extent permitted by relevant laws, Shenzhen Baba Intelligent Technology Co., Ltd. has expressly stated that it will not bear any responsibility for the interruption or termination of any content or service provided through this product. For any software installed on this product or any text, pictures, videos or teaching materials and other third-party works uploaded or downloaded by you, Shenzhen Baba

Intelligent Technology Co., Ltd. is responsible for its legality. Take any responsibility for quality and any aspect thereof. You shall bear all relevant risks for any consequences arising from your personal installation of software or the uploading and downloading of the aforementioned third-party works, including the incompatibility of the installed software with this product.

## 十二、After-sale service

In order to ensure that consumers enjoy satisfactory after-sales service, the following service commitments are made to consumers who purchase our digital products:

1. Within 15 days from the date of purchase, if the product has a performance failure that is not caused by human damage, the user can replace it free of charge. The replacement requires that the appearance of the user's host is free of wear or scratch, and the accessories are complete.
2. Within one year from the date of purchase, if the product has performance failure that is not caused by human factors, the user can enjoy free warranty service.
3. Random accessories and accessories (such as data cable) are not within the scope of free replacement and free warranty. If the random accessories fail, users can enjoy paid maintenance services at the original purchase location or authorized maintenance service center at the cost of the accessories.
4. The warranty period starts from the date of purchase by the end user. Take the purchase certificate and valid joint guarantee card of the end user as the certificate, if the user cannot provide the above certificate. The warranty period will be calculated according to the delivery date purchased by the user. The delivery date will be determined according to our company's label. If the last day of the validity period is a legal holiday, the first working day after the legal holiday will be the last day of the validity period.

### [Warm tips]

- If the product cannot work properly due to the use of self-compiled or third-party software, the warranty will not be granted.
- Self-disassembly, repair and modification of performance upgrades not approved by our company will not be guaranteed
- If the after-sales service card is altered without authorization beyond the service validity period, the warranty will not be granted.

Note: Please send the machine together with the warranty card (original) and the purchase ticket (copy) to the authorized technical service center when maintenance is required, and the transportation fee shall be borne by the user.

### User information

Customer name: \_\_\_\_\_ Customer address: \_\_\_\_\_

Product model: \_\_\_\_\_ Dealer address: \_\_\_\_\_

Dealer Phone: \_\_\_\_\_ Contact number: \_\_\_\_\_

Purchase voucher: \_\_\_\_\_ Date of purchase: \_\_\_\_\_

### Maintenance record

Repair time	Fault description/fault reason /handling result	Maintenance engineer	Remarks

## FCC STATEMENT :

This device complies with Part 15 of the FCC Rules. Operation is subject to the following two conditions:

This device may not cause harmful interference, and

This device must accept any interference received, including interference that may cause undesired operation.

Warning: Changes or modifications not expressly approved by the party responsible for compliance could void the user's authority to operate the equipment.

NOTE: This equipment has been tested and found to comply with the limits for a Class B digital device, pursuant to Part 15 of the FCC Rules. These limits are designed to provide reasonable protection against harmful interference in a residential installation. This equipment generates uses and can radiate radio frequency energy and, if not installed and used in accordance with the instructions, may cause harmful interference to radio communications. However, there is no guarantee that interference will not occur in a particular installation. If this equipment does cause harmful interference to radio or television reception, which can be determined by turning the equipment off and on, the user is encouraged to try to correct the interference by one or more of the following measures:

Reorient or relocate the receiving antenna.

Increase the separation between the equipment and receiver.

Connect the equipment into an outlet on a circuit different from that to which the receiver is connected.

Consult the dealer or an experienced radio/TV technician for help.

This Wrist watch meets the government's requirements for exposure to radio waves. The guidelines are based on standards that were developed by independent scientific organizations through periodic and thorough evaluation of scientific studies. The standards include a substantial safety margin designed to assure the safety of all persons regardless of age or health.

### FCC RF Exposure Information and Statement

The SAR limit of USA (FCC) is 1.6W/kg averaged over one gram of tissue.

Device types: S001 (FCC ID: 2A95S-S001) has also been tested against this SAR limit.

The highest SAR value reported under this standard during product certification for use at the ear is 0.996W/kg and when properly worn on the body is 1.109W/kg. The device has been tested for typical body wear

The operation on the back of the watch is kept at 0mm with the extremities. arrive To maintain compliance with FCC RF exposure requirements, use accessories that maintain a 10mm separation distance between the user's body and head. Belt clips, holsters and similar accessories used should not contain metal parts in their components. Use of accessories that do not meet these requirements may not comply with FCC RF exposure requirements and should be avoided.

### Body-worn Operation

This device was tested for typical body-worn operations. To comply with RF exposure requirements, a minimum separation distance of 10mm must be maintained between the user's body and the handset, including the antenna. Third-party belt-clips, holsters, and similar accessories used by this device should not contain any metallic components. Body-worn accessories that do not meet these requirements may not comply with RF exposure requirements and should be avoided. Use only the supplied or an approved antenna.



WeChat official account



APP scanning and downloading

Shenzhen Baba Intelligent Technology Co.,LTD



Consultation hotline: 400 033 0188

Telephone: 0755-86564166 / 18948195133

Website: [www.bbjt88.com/](http://www.bbjt88.com/)

Address: the third floor of Zongtai Yongli Zhihui Garden,

Tongda Road, Bao'an Avenue, Xixiang, Bao'an District,

Shenzhen