




Instructions

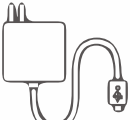


Temperature Control Travel Mug

Product

  
1

  
2

  
3

1.Mug    2.Base    3.Power plug

The figure is for reference only, please refer to the real object


Function introduction

Choose 35-65 degrees Celsius to maintain a constant temperature

1. Can be placed on the base for charging while maintaining a constant temperature

2. Built-in battery, can be moved to maintain constant temperature

**\*Only if the base is powered on using the included power plug can it work properly!**



Display

• Display setting temperature during setting

• Display real-time temperature during operation

Hidden temperature setting button

• Click Precise Selection

• Long press to quickly select

Touch button

• Click Wake Up

• Temperature Settings

• Double click to display the power

• Long press to turn off heating

Wireless charging

• Other wireless charging devices are available

Standby charging

Isothermal model

In this mode, you can set the desired temperature and maintain constant temperature by heating.

Setting steps:

1. Click the touch button to wake up the temperature setting button.

2. Set the temperature, wait for 3s, and start working after the screen flashes for 3 times.

3. When the set temperature is reached, there is a vibration warning. And maintain constant temperature.

During operation, the display screen is always on, showing the real-time temperature.

**\*Long press the touch button to turn off the heating and switch to the sleep mode.**

Sleep mode

In this mode, only the real-time temperature can be viewed. The heating is turned off and the constant temperature cannot be maintained. Click the touch control button to check the temperature, and the display screen does not stay on.

**You need to reset the temperature to enter the constant temperature mode.**

Standard parameters

Product Name: Temperature Control Travel Mug

Product model: F1

Capacity: 355mL

Specification: 83 \* 184mm

Net weight: 500g

Charging voltage: 12V==

Battery capacity: 4000mAh

Material Science:

Liner: 18/8 stainless steel + ceramic glaze

Cover: Tritan + silicone

Quality standard: GB 4706.19-2008 GB 4706.1-2005

Warning

• Built in electronic equipment, do not cook in water / expose to the sun for a long time.

• Do not insert or unplug the plug with wet hands to avoid electric shock.

• Do not move or shake the product during work.

• Don't get close to the fire source, carry it out and make sure to tighten the cover.

• Do not put baby products / dry ice / carbonated drinks.

• It is forbidden to use microwave ovens and other heating equipment to heat products.

• It is forbidden to put it into the refrigerator to avoid short circuit caused by water vapor entering.

• Do not use dishwashers, dish dryers and other machines to clean products.

FCC COMPLIANCE STATEMENT:

This device complies with part 15 of the FCC Rules. Operation is subject to the following two conditions:

(1) This device may not cause harmful interference, and

(2) this device must accept any interference received, including interference that may cause undesired operation.

Note: This equipment has been tested and found to comply with the limits for a Class B digital device, pursuant to Part 15 of the FCC Rules. These limits are designed to provide reasonable protection against harmful interference in a residential installation. This equipment generates, uses and can radiate radio frequency energy and, if not installed and used in accordance with the instructions, may cause harmful interference to radio communications.

However, there is no guarantee that interference will not occur in a particular installation. If this equipment does cause harmful interference to radio or television reception, which can be determined by turning the equipment off and on, the user is encouraged to try to correct the interference by one or more of the following measures:

Reorient or relocate the receiving antenna.

Increase the separation between the equipment and receiver.

Connect the equipment into an outlet on a circuit different from that to which the receiver is connected.

Consult the dealer or an experienced radio/TV technician for help.

Warning: Changes or modifications to this unit not expressly approved by the party responsible for compliance could void the user's authority to operate the equipment.

FCC Radiation Exposure Statement


This equipment must be installed and operated in accordance with provided instructions and the antenna(s) used for this transmitter must be installed to provide a separation distance of at least 20 cm from all persons and must not be co-located or operating in conjunction with any other antenna or transmitter. End-users and installers must be provided with antenna installation instructions and transmitter operating conditions for satisfying RF exposure

APP download

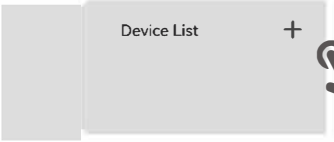
1.Android devices scan the QR code below to download the APP.

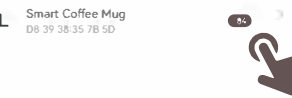
2.iOS devices search for "joozan" download in the APP Store.


Connect to the APP, you can set and view the temperature in the APP; Set reminder times, etc.




APP Connect

1.  Search for Mug

2.  Connect the Mug

3.  Click to go to the Actions page

APP control



Settings

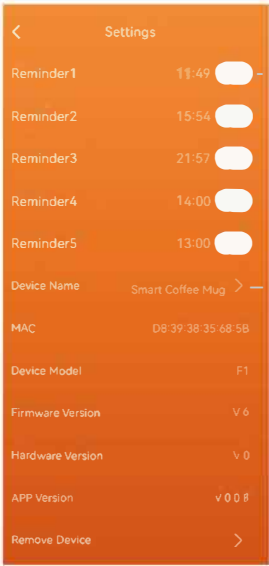
Electricity

Temperature

Fahrenheit and Celsius switch

Slide left and right to set the temperature

APP control



Set the reminder time

Change the device name

Harmful substances in the product

Type	Harmful substances				
	(Pb)	(Cd)	(Cr (VI)	(PBB)	(PBDE)
PCB	○	○	○	○	○
Wire	×	○	○	○	○
Battery	○	○	○	○	○

This table is prepared in accordance with sj/t11346-2014.

○: it means that the content of the hazardous substance in all homogeneous materials of the component is below the limit specified in gb/t26572.

×: It means that the content of the hazardous substance in at least one homogeneous material of the component exceeds the limit specified in gb/t26572.

10

The number in this logo indicates that the environmental protection service life of the product under normal use is 10 years. Some parts may also be marked with environmental protection service life. The environmental protection service life shall be subject to the number in the mark. Please refer to the actual sales configuration of the product.