

140*103

User Manual



Scan the QR-Code to download the APP

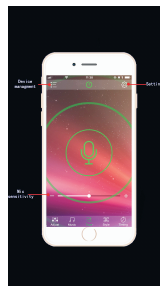
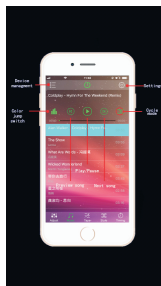
1、BLE Connection

For the first time you use it or never pair with 'Happy Lighting' after moving the equipment, please following the below steps:

- First, please enter your phone settings, open the BLE.
- Second, Open the Happy Lighting app, the app will auto to connect the BLE light.

2、Main User Interface

- Adjust: Change the RGB LED color and White LED bright.
- Music: Play music and change RGB LED color by music rhythm.

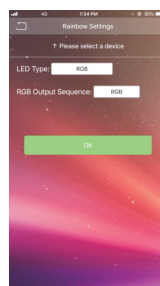
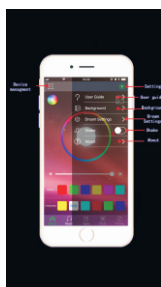


- Tape: Change RGB LED color by phone microphone input voice rhythm.
- Style: Change RGB LED color by fixed model.
- Timing: Timers, auto ON/OFF.
- Setting: Shake: Change RGB LED color by shake the phone.



- Dream Settings: When have the dream function, can set the LED Type, RGB Output Sequence, Style Loop, LED Qty.

- Rainbow Settings: when have the rainbow function, can set the LED Type, RGB Output Sequence, Connection requires password.



FCC Statement

Note: This equipment has been tested and found to comply with the limits for a Class B digital device, pursuant to part 15 of the FCC Rules. These limits are designed to provide reasonable protection against harmful interference in a residential installation. This equipment generates, uses and can radiate radio frequency energy and, if not installed and used in accordance with the instructions, may cause harmful interference to radio communications. However, there is no guarantee that interference will not occur in a particular installation. If this equipment does cause harmful interference to radio or television reception, which can be determined by turning the equipment off and on, the user is encouraged to try to correct the interference by one or more of the following measures:

- Reorient or relocate the receiving antenna.

- Increase the separation between the equipment and receiver.
- Connect the equipment into an outlet on a circuit different from that to which the receiver is connected.
- Consult the dealer or an experienced radio/TV technician for help.

This device complies with part 15 of the FCC Rules. Operation is subject to the following two conditions: (1) This device may not cause harmful interference, and (2) this device must accept any interference received, including interference that may cause undesired operation.

Any changes or modifications not expressly approved by the party responsible for compliance could void the user's authority to operate the equipment.

The device has evaluated to meet general RF exposure requirement. The device can be used in portable exposure without restriction.