

尺寸: 70*80mm

User Manual

Model: F1,F2,F3,F4,F5,F6,F7,F8,F9,F10



Active 1 Year Warranty

Please send your order number to our WhatsApp /Email **within 7 days** after receiving the product to activate the warranty.

We will provide you **1 year** after-sales service.

Support free replacement of damaged products.
(No need to return damaged products)

Major Functions

1. By using the **Apple Find My** app, you can find your Tag from your iPhone, iPad, iPod touch, or Mac. You will see the location of the Tag item finder. Use the map guide to find it.
2. Even if it is left in a place far away from you, you can also enable the lost mode to lock the location of the item and use the map guide to find it since Apple device are widely used.
3. if your F1 Tag item finder leaves the range of your Apple device, you will receive an alarm notification.This can help you timely discover the lost items and avoid further losses.

Battery Replacement

The F1 item finder has a built-in CR2032 cell battery, which can usually last for 1 year. To prevent it from falling out or being swallowed by children, the back cover is designed to be tight. It can be opened manually in the direction of the arrow or with a tool to replace the battery.

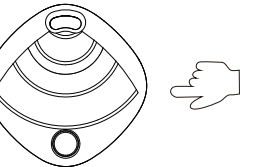


Turn On/Off

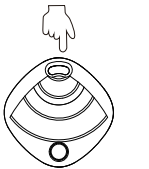
1. **Turn On:**
Press and hold the function button 3 seconds, item finder makes a sound of Di.
2. **Turn Off**
Press and hold the function button 3seconds,you can hear a relatively long DI sound, then it will power off

Reset

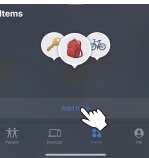
Double press the function button,then youcan hear a more melodious melody,thenrelease the button and the devide will revertto factory setting.




How to Connect



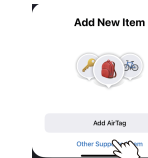
① Turn on the item



③ Tap " Add Item "



② Open " Find My " App

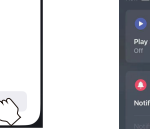


④ Select " Other Supported Item "

Connect other device



⑤ Click the F1 Tag to connect



⑥ Finish

Note:

1. **Only for Apple device (such as iPhone)**
2. Need turn on the iPhone Bluetooth function and internet.
3. In "Settings" - "Apple ID" - enable "Share My Location" in the Apple Find My app.
4. The Find Items app on Apple Watch requires the latest version of watch iOS.

The F1 can only be connected to one device. If you want to connect to other devices, please remember to do the "Remove Item" operation on the Apple Find My app and reset it.

Privacy Data Protection

- 1.**Personal location information protection:** The Apple Find My network uses advanced encrypt on to ensure that no one else, not even Apple or Shenzhen Shengdaren Co., Ltd, can view the location of your Huthur tag.
- 2.**Prevent Anonymous Tracking:** How to prevent the device from being maliciously tracked? When someone else's item finder is mixed into your belongings and tracked for a period, you will be prompted in the following two ways.
(1) If you have iPhone, iPad and other Apple device, you will get reminders on Apple device, this function is supported on iOS14.5 or iPadOS14.5 and later versions of Apple devices.
(2) If you do not have Apple devices, when someone else's item finder is mixed into your belongings and tracked over a period, when it moves, it will emit a beep to remind you. If it happens that your friend is wearing a item finder, or there are many people on this device in the public transportation you take, don't worry, because if the item finder does not leave its owner's side, it will not trigger such a warning reminder.



FCC Warning

This device complies with part 15 of the FCC Rules. Operation is subject to the following two conditions: (1) this device may not cause harmful interference, and (2) this device must accept any interference received, including interference that may cause undesired operation. Any changes or modifications not expressly approved by the party responsible for compliance could void the user's authority to operate the equipment.
NOTE: This equipment has been tested and found to comply with the limits for a Class B digital device, pursuant to Part 15 of the FCC Rules. These limits are designed to provide reasonable protection against harmful interference in a residential installation. This equipment generates, uses and can radiate radio frequency energy and, if not installed and used in accordance with the instructions, may cause harmful interference to radio communications. However, there is no guarantee that interference will not occur in a particular installation.
If this equipment does cause harmful interference to radio or television reception, which can be determined by turning the equipment off and on, the user is encouraged to try to correct the interference by one or more of the following measures:
-- Reorient or relocate the receiving antenna.
-- Increase the separation between the equipment and receiver.
-- Connect the equipment into an outlet on a circuit different from that to which the receiver is connected.
-- Consult the dealer or an experienced radio/TV technician for help. The device has been evaluated to meet general RF exposure requirement. The device can be used in portable exposure condition without restriction.

IC Warning

"This device complies with Industry Canada' s license-exempt RSSs. Operation is subject to the following two conditions:
(1) This device may not cause interference; and
(2) This device must accept any interference, including interference that may cause undesired operation of the device."
« Le présent appareil est conforme aux CNR d'Industrie Canada applicables aux appareils radio exempts de licence.
L'exploitation est autorisée aux deux conditions suivantes : (1) l'appareil ne doit pas produire de brouillage, et
(2) l'utilisateur de l'appareil doit accepter tout brouillage radioelectrique subi, meme sile brouillage est susceptible d'en compromettre le fonctionnement. »
The device has been evaluated to meet general RF exposure requirement. The device can be used in portable exposure condition without restriction.
L' appareil a été évalué pour répondre aux exigences générales en matière d' exposition aux RF. L' appareil peut être utilisé en condition d' exposition portable sans restriction.